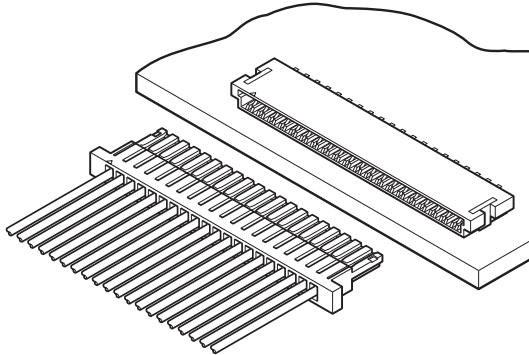


SHL CONNECTOR

1.0 mm pitch/Wire-to-Board connectors/Crimp style and Mating style



This is an ultra-thin 1.0 mm pitch wire-to-board connector for thinner and smaller devices, with a mounting height of 1.8 mm for the normal type and 1.4 mm for the offset type.

- Ultra-thin design
- Low insertion force
(excellent mating workability)
- Resistance to mating/unmating operation with prying

Standards

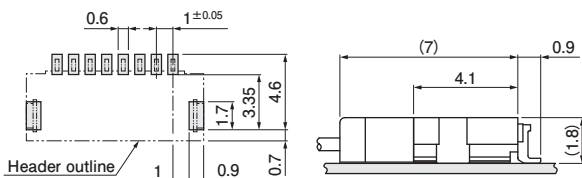
☑ :Recognized E 60389

Specifications

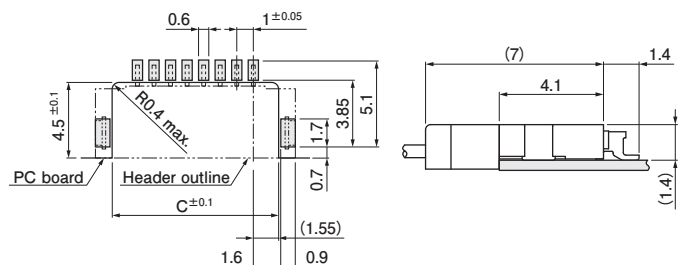
- Current rating: 1.0 A AC/DC (AWG #28)
- Voltage rating: 50 V AC/DC
- Temperature range: -25°C to +85°C
(including temperature rise in applying electrical current)
- Contact resistance:
 - Initial value/ 20 mΩ max.
 - After environmental tests/ 40 mΩ max.
- Insulation resistance: 100 MΩ min.
- Withstanding voltage:
 - There shall be no breakdown or flashover while applying 500 VAC for one minute.
- Applicable wire range:
 - Conductor size/ AWG #32 to AWG #28
 - Insulation O.D. / φ 0.4 mm to φ 0.8 mm
- * In using the products, refer to "Handling Precautions for Terminals and Connectors" described on our website (Technical documents of Product information page).
- * RoHS2 compliance
- * Dimensional unit: mm
- * Contact JST for details.

PC board layout and Assembly layout

Normal type



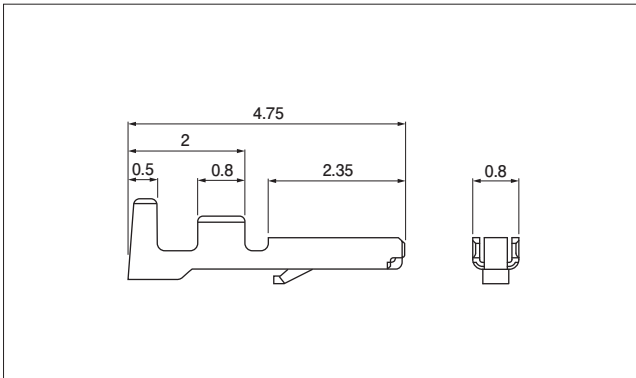
Offset type



- Note: 1. The figure of PC board layout is the figure viewed from the connector mounting side.
 2. Tolerance for the PCB pattern pitch shall be ± 0.05 and shall not accumulate.
 3. Dimension C: Notch width on PCB
 See "Header/ Offset type" section on page 3.
 4. The above dimensions are reference values. Please contact JST for details.

SHL CONNECTOR

Contact



Model No.	Applicable wire range		Q'ty/ reel
	Conductor size AWG (mm ²)	Insulation O.D. (mm)	
SSHL-003T-P0.2	#32 to #28 (0.032 to 0.08)	0.4 to 0.8	41,000

Material and Surface finish, etc.

Phosphor bronze, tin-plated

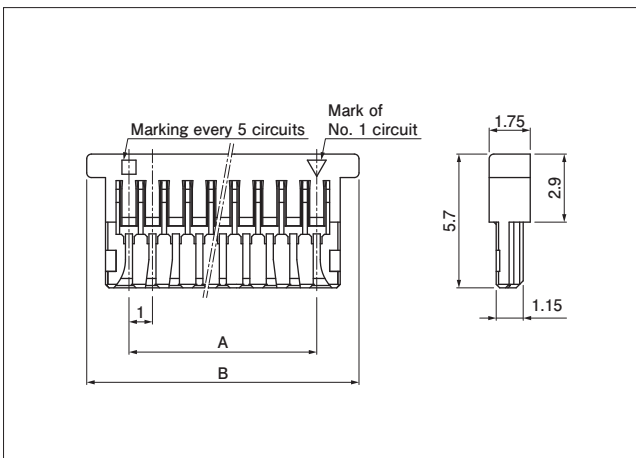
Note: Contact JST for gold-plated products.

Crimping machine

Contact	Crimping machine	Applicator	Crimp applicator with dies
SSHL-003T-P0.2	AP-K2N	MKS-L-10-3	APLMK SSH/L003-02

Note: Contact JST for fully automatic crimping applicator.

Socket housing



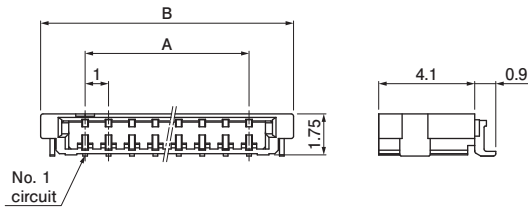
No. of circuits	Model No.	Dimensions (mm)		Q'ty/ box
		A	B	
2	SHLP-02V-S-B	1.0	4.6	6,000
5	SHLP-05V-S-B	4.0	7.6	3,000
6	SHLP-06V-S-B	5.0	8.6	3,000
7	SHLP-07V-S-B	6.0	9.6	3,000
8	SHLP-08V-S-B	7.0	10.6	3,000
10	SHLP-10V-S-B	9.0	12.6	2,000
11	SHLP-11V-S-B	10.0	13.6	2,000
12	SHLP-12V-S-B	11.0	14.6	2,000
14	SHLP-14V-S-B	13.0	16.6	2,000
16	SHLP-16V-S-B	15.0	18.6	1,000
20	SHLP-20V-S-B	19.0	22.6	1,000
22	SHLP-22V-S-B	21.0	24.6	1,000
26	SHLP-26V-S-B	25.0	28.6	1,000
30	SHLP-30V-S-B	29.0	32.6	1,000

Material and Surface finish, etc.

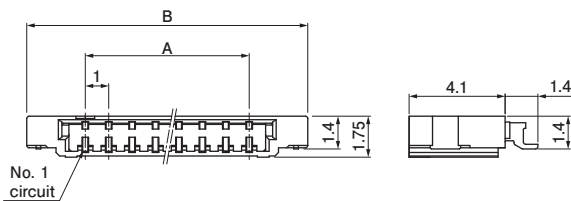
PBT, UL94V-0, natural (white)

Header

Normal type



Offset type



Normal type

No. of circuits	Model No.	Dimensions (mm)		Q'ty/reel
		A	B	
2	SM02B-SHLS-TF	1.0	4.8	4,500
5	SM05B-SHLS-TF	4.0	7.8	4,500
6	SM06B-SHLS-TF	5.0	8.8	4,500
7	SM07B-SHLS-TF	6.0	9.8	4,500
8	SM08B-SHLS-TF	7.0	10.8	4,500
10	SM10B-SHLS-TF	9.0	12.8	4,500
11	SM11B-SHLS-TF	10.0	13.8	4,500
12	SM12B-SHLS-TF	11.0	14.8	4,500
14	SM14B-SHLS-TF	13.0	16.8	4,500
16	SM16B-SHLS-TF	15.0	18.8	4,500
20	SM20B-SHLS-TF	19.0	22.8	4,500
22	SM22B-SHLS-TF	21.0	24.8	4,500
26	SM26B-SHLS-TF	25.0	28.8	4,500
30	SM30B-SHLS-TF	29.0	32.8	4,500

Material and Surface finish, etc.

Base contact: Phosphor bronze, copper-undercoated, tin-plated
 Wafer: PA, UL94V-0, natural (ivory)
 Solder tab: Brass, copper-undercoated, tin-plated

- Note: 1. This product displays (LF)(SN) on a label.
 2. Contact JST for gold-plated products.

Offset type

No. of circuits	Model No.	Dimensions (mm)			Q'ty/reel
		A	B	C	
8	SM08B-SHLS-1-TF	7.0	12.0	10.1	4,500
20	SM20B-SHLS-1-TF	19.0	24.0	22.1	4,500

Material and Surface finish, etc.

Base contact: Phosphor bronze, copper-undercoated, tin-plated
 Wafer: PA, UL94V-0, natural (ivory)
 Solder tab: Brass, copper-undercoated, tin-plated

- Note: 1. This product displays (LF)(SN) on a label.
 2. Dimension C: Notch width on PCB
 See "PC board layout/ Offset type" section on page 1.
 3. Contact JST for gold-plated products.

SHL CONNECTOR

Model number allocation

Contact

S SHL - 003 T - P 0.2

Supply form: Strip form	S	SHL - 003	T	P	0.2
Series name					
Applicable wire range: AWG #32 to AWG #28					
Surface finish:					
T...Tin-plated					
GA1...Nickel-undercoated selective gold-plated					
Material: Phosphor bronze					
Applicable contact size					

Socket housing

SHL P - 20 V - S - B

Series name	SHL	P - 20	V - S - B
Type: Socket			
No. of circuits			
Flammability: UL94V-0			
Color: Natural (White)			
Supplementary symbol			

Header

SM 20 B - SHLS - ■ - ■ - TF

Header type: SMT side entry type	SM	20 B - SHLS - ■ - ■ - TF
No. of circuits		
Assembly product		
Series name		
Color: Natural (Ivory)		
Surface finish: Blank...Copper-undercoated tin-plated		
G...Nickel-undercoated gold-plated		
Mounting method: Blank...Normal type		
1...Offset type		
Packaging style: Embossed-taping		

Looking for pricing, stock, or lifecycle information?

Click below to explore more details on WIN SOURCE:

-  [View SM05B-SHLS-TF on WIN SOURCE](#)
-  [JST Sales America Inc. Information](#)

Optimize Your Supply Chain with WIN SOURCE Solutions

-  Global Sourcing Solution
-  Obsolete Management
-  Cost Control Management
-  Shortage Management
-  Alternative Solution
-  Excess Inventory Management