

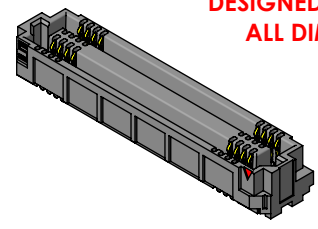


**THE DATASHEET OF
ADF6-60-07.5-L-4-2-A-TR**



DO NOT SCALE FROM THIS PRINT

**DESIGNED AND DIMENSIONED IN MILLIMETERS[INCHES]
ALL DIMENSIONS REFERENCE EXCEPT AS SHOWN**



ADF6-XXX-XX.X-XXX-4-X-X-XR

No. OF POSITIONS
-10 -20, -30, -40, -50, -60, -70, -80, -90, -100
(PER ROW)

LEAD STYLE
-03.5: 3.5MM
-07.5: 7.5MM

PLATING SPECIFICATION
-L: 10µ" SELECTIVE GOLD IN CONTACT AREA, MATTE TIN ON TAIL
-S: 30µ" SELECTIVE GOLD IN CONTACT AREA, MATTE TIN ON TAIL
-STL: 30µ" SELECTIVE GOLD IN CONTACT AREA, TIN/LEAD ON SOLDER TAIL.

PACKAGING (SEE NOTES 2, 5 & 7)
-TR: TAPE & REEL
-FR: FULL REEL QTY TAPE & REEL

OPTION
BLANK: NO ALIGNMENT PIN
-A: ALIGNMENT PIN (SEE SHT 4, FIG 3)

TERMINATION
-0: COLUMN (SEE NOTE 8)
**Δ-1: BALL (63.0% TIN/37.0% LEAD) (ONLY AVAILABLE WITH -STL PLATING)
*Δ-2: BALL (96.5% TIN/3.0% SILVER/0.5% COPPER) (ONLY AVAILABLE WITH -S OR -L PLATING OPTIONS)

4 ROW

(* = NOT RELEASED FOR POSITIONS 70-100 WITH -07.5 LEAD STYLES)
(** = NOT RELEASED FOR -07.5 LEAD STYLE)
(Δ = TERMINATION STYLE FOR EXISTING CUSTOMERS ONLY)

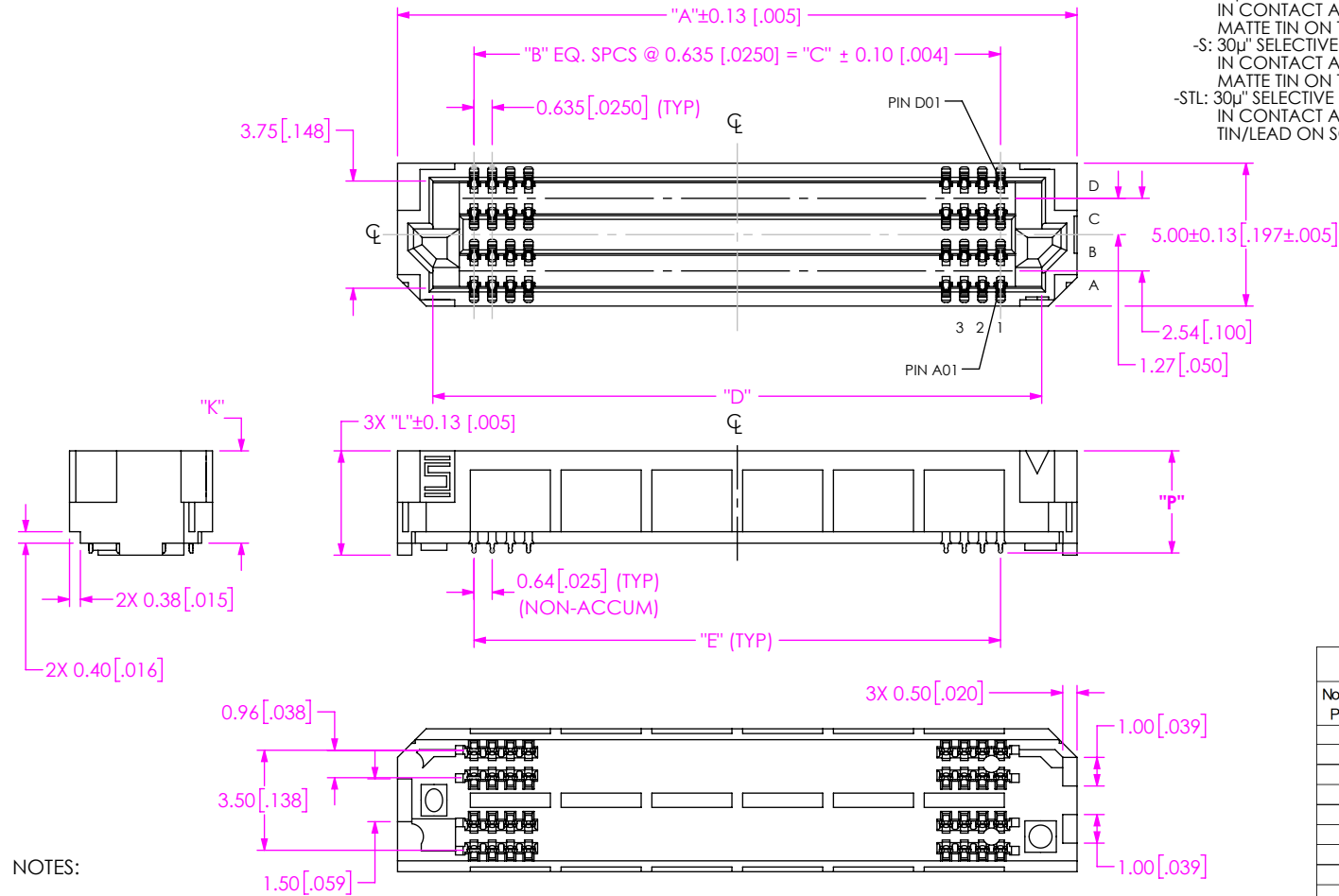


TABLE 7

LEADSTYLE	"K"	"L"	"P"
-03.5	3.230 [0.1272]	3.65 [0.144]	3.57 [0.141]
-07.5	7.230 [0.2846]	7.65 [0.301]	7.57 [0.298]

TABLE 1

ADF6 LEAD STYLE	STACK HEIGHT			
	ADM6 LEAD STYLE			
	-01.5	-03.5	-06.5	-08.5
-03.5	5.00 [0.197]	7.00 [0.276]	10.00 [0.394]	12.00 [0.472]
-07.5	9.00 [0.354]	11.00 [0.433]	14.00 [0.551]	16.00 [0.630]

TABLE 2

No. of POS. PER ROW	"A"	"B"	"C"	"D"	"E"
-10	11.07 [436]	9	5.715 [225]	8.595 [338]	5.72 [225]
-20	17.42 [686]	19	12.065 [475]	14.945 [588]	12.07 [475]
-30	23.77 [936]	29	18.415 [725]	21.295 [838]	18.42 [725]
-40	30.12 [1.186]	39	24.765 [975]	27.645 [1.088]	24.77 [975]
-50	36.47 [1.436]	49	31.115 [1.225]	33.995 [1.338]	31.12 [1.225]
-60	42.82 [1.686]	59	37.465 [1.475]	40.345 [1.588]	37.47 [1.475]
-70	49.17 [1.936]	69	43.815 [1.725]	46.695 [1.838]	43.82 [1.725]
-80	55.52 [2.186]	79	50.165 [1.975]	53.045 [2.088]	50.17 [1.975]
-90	61.87 [2.436]	89	56.515 [2.225]	59.395 [2.338]	56.52 [2.225]
-100	68.22 [2.686]	99	62.865 [2.475]	65.745 [2.588]	62.87 [2.475]

NOTES:

- NOTE DELETED.
- TAPE & REEL IS STANDARD PACKAGING.
- NOTE DELETED.
- NOTE DELETED.
- ATTACH LABEL-4X2 TO EACH REEL.
- K-DOT PROVIDED AS STANDARD.
- ORDERS WILL BE PACKAGED ACCORDING TO THE SAMTEC PACKAGING EFFICIENCY STANDARDS (SPES) FOUND ON WWW.SAMTEC.COM.
- L AND -S PLATED PARTS WILL HAVE MATTE TIN ON THE TAIL. -STL PLATED PARTS WILL HAVE TIN/LEAD ON THE TAIL. PARTS ARE SOLDERED WITH OPTIMIZED SOLDER PASTE VOLUME IN PLACE OF AN ATTACHED SOLDER BALL. FOR MORE INFORMATION, CONTACT SAMTEC'S INTERCONNECT PROCESSING GROUP (IPG@SAMTEC.COM).

FIG 1
ADF6-30-03.5-XXX-4-0-XR SHOWN
(SOME CENTER FEATURES REMOVED FOR CLARITY)

PROPRIETARY NOTE
THIS DOCUMENT CONTAINS CONFIDENTIAL AND PROPRIETARY INFORMATION AND ALL DESIGN, MANUFACTURING, REPRODUCTION, USE, PATENT RIGHTS AND SALES RIGHTS ARE EXPRESSLY RESERVED BY SAMTEC, INC. THIS DOCUMENT SHALL NOT BE DISCLOSED, IN WHOLE OR PART, TO ANY UNAUTHORIZED PERSON OR ENTITY NOR REPRODUCED, TRANSFERRED OR INCORPORATED IN ANY OTHER PROJECT IN ANY MANNER WITHOUT THE EXPRESS WRITTEN CONSENT OF SAMTEC, INC.

DO NOT SCALE DRAWING
SHEET SCALE: 4:1

MATERIAL:
INSULATOR: LCP, COLOR BLACK
CONTACT: COPPER ALLOY

samtec
520 PARK EAST BLVD, NEW ALBANY, IN 47150
PHONE: 812-944-6733 FAX: 812-948-5047
e-Mail: info@SAMTEC.com code 55322

DESCRIPTION:
ADF6 ASSEMBLY

DWG. NO.
ADF6-XXX-XX.X-XXX-4-X-X-XR

BY: J RUZZI 6/10/2016 SHEET 1 OF 4

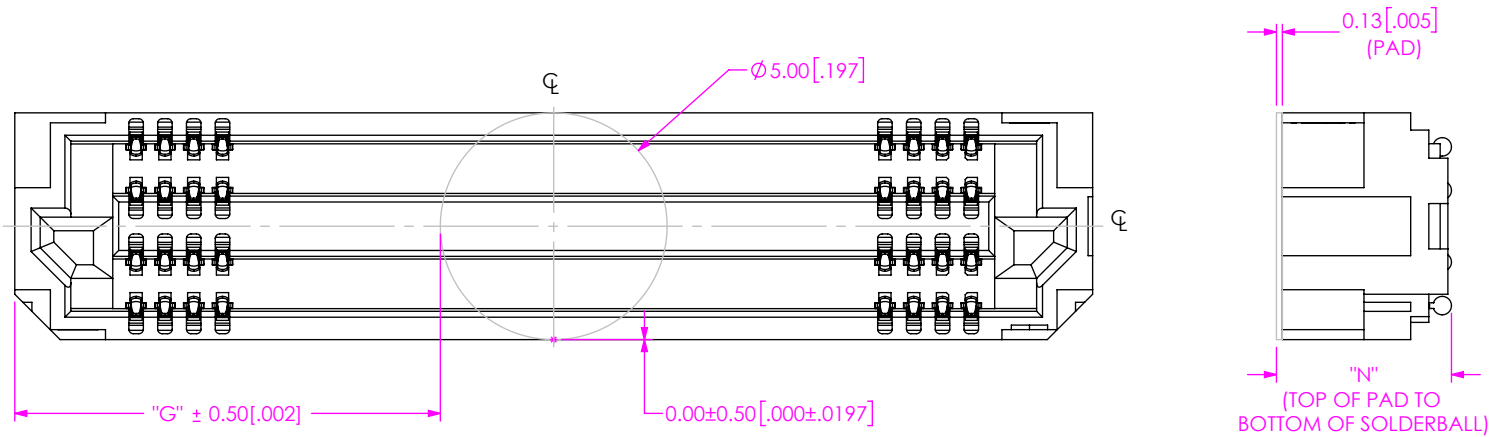


FIG 2A
 POLYIMIDE PAD
 ADF6-30-03.5-XXX-4-X-XR SHOWN
 (SOLDERBALL OPTION)
 (SOME CENTER FEATURES REMOVED FOR CLARITY)

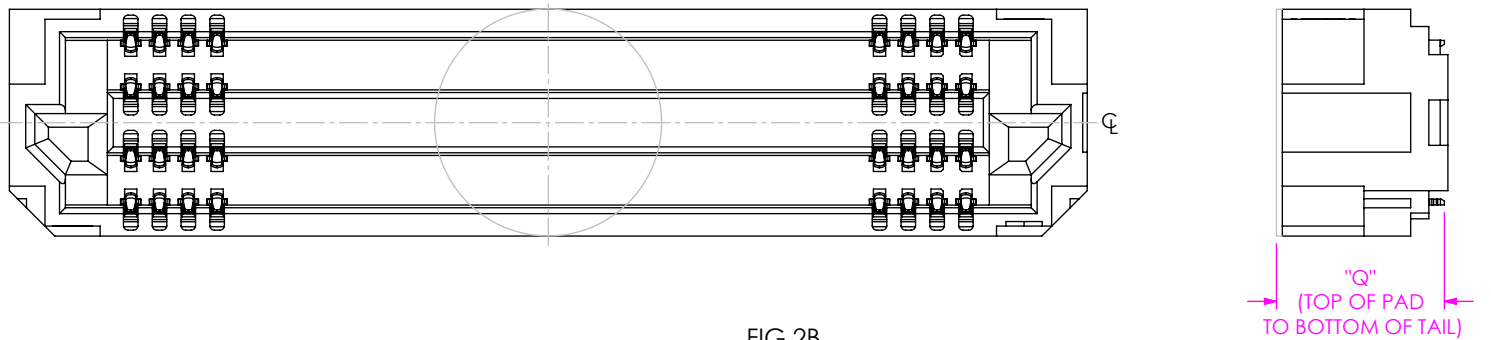


FIG 2B
 ADF6-30-03.5-XXX-4-0-XR SHOWN
 (COLUMN OPTION)
 (SOME CENTER FEATURES REMOVED FOR CLARITY)
 (SAME AS FIG 2A, EXCEPT AS SHOWN)

-No OF POS IN ROW	"G"
10	3.03 [0.119]
20	6.21 [0.244]
30	9.38 [0.369]
40	12.56 [0.494]
50	15.73 [0.619]
60	18.91 [0.744]
70	22.08 [0.869]
80	25.26 [0.994]
90	28.43 [1.119]
100	31.61 [1.244]

LEADSTYLE	"N"	"Q"
-03.5	3.86 [0.152]	3.70 [0.146]
-07.5	7.86 [0.309]	7.70 [0.303]

PROPRIETARY NOTE
 THIS DOCUMENT CONTAINS CONFIDENTIAL AND PROPRIETARY INFORMATION AND ALL DESIGN, MANUFACTURING, REPRODUCTION, USE, PATENT RIGHTS AND SALES RIGHTS ARE EXPRESSLY RESERVED BY SAMTEC, INC. THIS DOCUMENT SHALL NOT BE DISCLOSED, IN WHOLE OR PART, TO ANY UNAUTHORIZED PERSON OR ENTITY NOR REPRODUCED, TRANSFERRED OR INCORPORATED IN ANY OTHER PROJECT IN ANY MANNER WITHOUT THE EXPRESS WRITTEN CONSENT OF SAMTEC, INC.



520 PARK EAST BLVD, NEW ALBANY, IN 47150
 PHONE: 812-944-6733 FAX: 812-948-5047
 e-Mail info@SAMTEC.com code 55322

DO NOT SCALE DRAWING

SHEET SCALE: 4:1

DESCRIPTION: ADF6 ASSEMBLY

DWG. NO. ADF6-XXX-XX.X-XXX-4-X-XR

BY: J RUZZI 6/10/2016 SHEET 2 OF 4

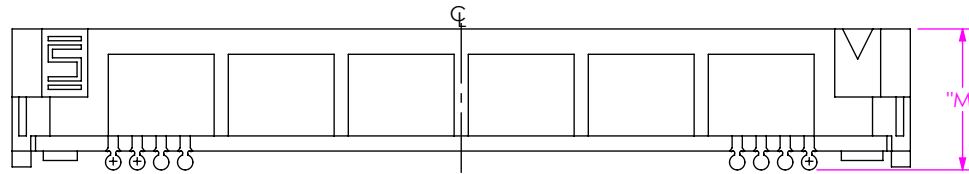
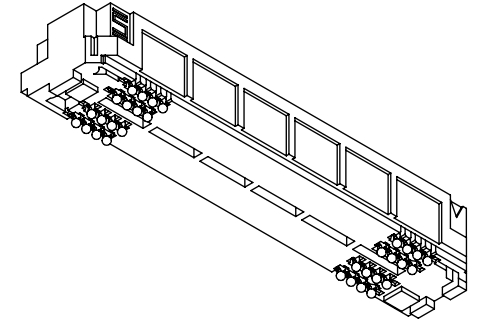


TABLE 9	
LEADSTYLE	"M"
-03.5	3.73 [0.147]
-07.5	7.73 [0.304]

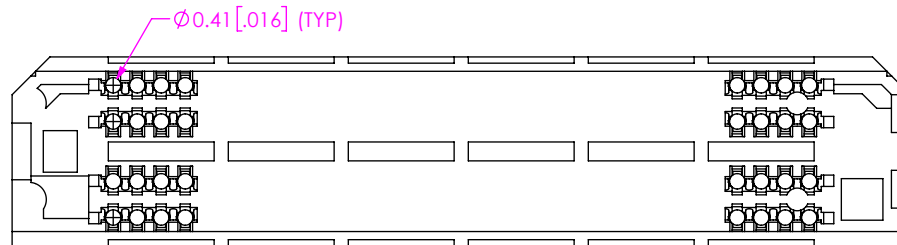


FIG 4
 ADF6-30-03.5-XXX-4-2-XR SHOWN
 (SOLDER BALL OPTION)
 (SOME CENTER FEATURES REMOVED FOR CLARITY)
 (SAME AS FIG 1, EXCEPT AS SHOWN)

PROPRIETARY NOTE
 THIS DOCUMENT CONTAINS CONFIDENTIAL AND PROPRIETARY INFORMATION AND ALL DESIGN, MANUFACTURING, REPRODUCTION, USE, PATENT RIGHTS AND SALES RIGHTS ARE EXPRESSLY RESERVED BY SAMTEC, INC. THIS DOCUMENT SHALL NOT BE DISCLOSED, IN WHOLE OR PART, TO ANY UNAUTHORIZED PERSON OR ENTITY NOR REPRODUCED, TRANSFERRED OR INCORPORATED IN ANY OTHER PROJECT IN ANY MANNER WITHOUT THE EXPRESS WRITTEN CONSENT OF SAMTEC, INC.



520 PARK EAST BLVD, NEW ALBANY, IN 47150
 PHONE: 812-944-6733 FAX: 812-948-5047
 e-Mail info@SAMTEC.com code 55322

DO NOT SCALE DRAWING

SHEET SCALE: 5:1

DESCRIPTION:

ADF6 ASSEMBLY

DWG. NO.

ADF6-XXX-XX.X-XXX-4-X-X-XR

BY: J RUZZI

6/10/2016

SHEET 3 OF 4

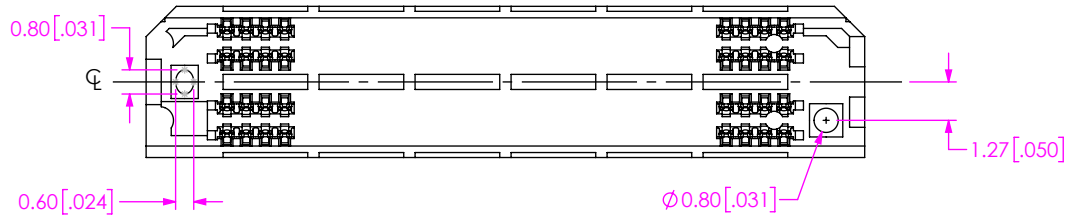
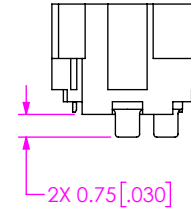
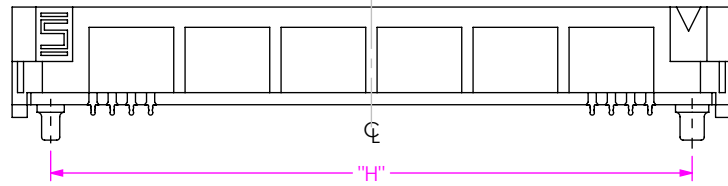



TABLE 5

No OF POS PER ROW	"H"
-10	8.52 [0.335]
-20	14.87 [0.585]
-30	21.22 [0.835]
-40	27.57 [1.085]
-50	33.92 [1.335]
-60	40.27 [1.585]
-70	46.62 [1.835]
-80	52.97 [2.085]
-90	59.32 [2.335]
-100	65.67 [2.585]

TABLE 6

No OF POS PER ROW	"J"
-10	9.945 [0.3915]
-20	16.295 [0.6415]
-30	22.645 [0.8915]
-40	28.995 [1.1415]
-50	35.345 [1.3915]
-60	41.695 [1.6415]
-70	48.045 [1.8915]
-80	54.395 [2.1415]
-90	60.745 [2.3915]
-100	67.095 [2.6415]

FIG 3
 -A: ALIGNMENT PIN
 ADF6-30-03.5-XXX-4-0-A-XR SHOWN
 (SAME AS FIG 1, EXCEPT AS SHOWN)
 (SOME CENTER FEATURES REMOVED FOR CLARITY)

PROPRIETARY NOTE
 THIS DOCUMENT CONTAINS CONFIDENTIAL AND PROPRIETARY INFORMATION AND ALL DESIGN, MANUFACTURING, REPRODUCTION, USE, PATENT RIGHTS AND SALES RIGHTS ARE EXPRESSLY RESERVED BY SAMTEC, INC. THIS DOCUMENT SHALL NOT BE DISCLOSED, IN WHOLE OR PART, TO ANY UNAUTHORIZED PERSON OR ENTITY NOR REPRODUCED, TRANSFERRED OR INCORPORATED IN ANY OTHER PROJECT IN ANY MANNER WITHOUT THE EXPRESS WRITTEN CONSENT OF SAMTEC, INC.



520 PARK EAST BLVD, NEW ALBANY, IN 47150
 PHONE: 812-944-6733 FAX: 812-948-5047
 e-Mail info@SAMTEC.com code 55322

DO NOT SCALE DRAWING
 SHEET SCALE: 4:1

DESCRIPTION: **ADF6 ASSEMBLY**
 DWG. NO. **ADF6-XXX-XX.X-XXX-4-X-X-XR**
 BY: J RUZZI 6/10/2016 SHEET 4 OF 4

Looking for pricing, stock, or lifecycle information?

Click below to explore more details on WIN SOURCE:

- ⊖ [View ADF6-60-07.5-L-4-2-A-TR on WIN SOURCE](#)
- ⊖ [Samtec Inc. Information](#)

Optimize Your Supply Chain with WIN SOURCE Solutions

- ✓ Global Sourcing Solution
- ✓ Obsolete Management
- ✓ Cost Control Management
- ✓ Shortage Management
- ✓ Alternative Solution
- ✓ Excess Inventory Management