



Is Now Part of



**ON Semiconductor®**

To learn more about ON Semiconductor, please visit our website at  
[www.onsemi.com](http://www.onsemi.com)

Please note: As part of the Fairchild Semiconductor integration, some of the Fairchild orderable part numbers will need to change in order to meet ON Semiconductor's system requirements. Since the ON Semiconductor product management systems do not have the ability to manage part nomenclature that utilizes an underscore (\_), the underscore (\_) in the Fairchild part numbers will be changed to a dash (-). This document may contain device numbers with an underscore (\_). Please check the ON Semiconductor website to verify the updated device numbers. The most current and up-to-date ordering information can be found at [www.onsemi.com](http://www.onsemi.com). Please email any questions regarding the system integration to [Fairchild\\_questions@onsemi.com](mailto:Fairchild_questions@onsemi.com).

ON Semiconductor and the ON Semiconductor logo are trademarks of Semiconductor Components Industries, LLC dba ON Semiconductor or its subsidiaries in the United States and/or other countries. ON Semiconductor owns the rights to a number of patents, trademarks, copyrights, trade secrets, and other intellectual property. A listing of ON Semiconductor's product/patent coverage may be accessed at [www.onsemi.com/site/pdf/Patent-Marking.pdf](http://www.onsemi.com/site/pdf/Patent-Marking.pdf). ON Semiconductor reserves the right to make changes without further notice to any products herein. ON Semiconductor makes no warranty, representation or guarantee regarding the suitability of its products for any particular purpose, nor does ON Semiconductor assume any liability arising out of the application or use of any product or circuit, and specifically disclaims any and all liability, including without limitation special, consequential or incidental damages. Buyer is responsible for its products and applications using ON Semiconductor products, including compliance with all laws, regulations and safety requirements or standards, regardless of any support or applications information provided by ON Semiconductor. "Typical" parameters which may be provided in ON Semiconductor data sheets and/or specifications can and do vary in different applications and actual performance may vary over time. All operating parameters, including "Typicals" must be validated for each customer application by customer's technical experts. ON Semiconductor does not convey any license under its patent rights nor the rights of others. ON Semiconductor products are not designed, intended, or authorized for use as a critical component in life support systems or any FDA Class 3 medical devices or medical devices with a same or similar classification in a foreign jurisdiction or any devices intended for implantation in the human body. Should Buyer purchase or use ON Semiconductor products for any such unintended or unauthorized application, Buyer shall indemnify and hold ON Semiconductor and its officers, employees, subsidiaries, affiliates, and distributors harmless against all claims, costs, damages, and expenses, and reasonable attorney fees arising out of, directly or indirectly, any claim of personal injury or death associated with such unintended or unauthorized use, even if such claim alleges that ON Semiconductor was negligent regarding the design or manufacture of the part. ON Semiconductor is an Equal Opportunity/Affirmative Action Employer. This literature is subject to all applicable copyright laws and is not for resale in any manner.

# FDB15N50

## N-Channel UniFET™ MOSFET

500 V, 15 A, 380 mΩ

### Features

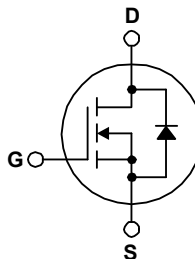
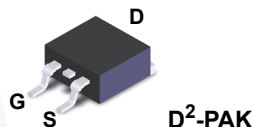
- Low gate charge  $Q_g$  results in simple drive requirement (Typ. 33 nC)
- Improved Gate, avalanche and high reappplied dv/dt ruggedness
- Reduced  $R_{DS(on)}$  ( 330mΩ ( Typ.) @  $V_{GS} = 10\text{ V}$ ,  $I_D = 7.5\text{ A}$ )
- Reduced Miller capacitance and low Input capacitance (Typ.  $C_{rss} = 16\text{ pF}$ )
- Improved switching speed with low EMI
- 175°C rated junction temperature

### Description

UniFET™ MOSFET is Fairchild Semiconductor's high voltage MOSFET family based on planar stripe and DMOS technology. This MOSFET is tailored to reduce on-state resistance, and to provide better switching performance and higher avalanche energy strength. This device family is suitable for switching power converter applications such as power factor correction (PFC), flat panel display (FPD) TV power, ATX and electronic lamp ballasts.

### Applications

- Lighting
- Uninterruptible Power Supply
- AC-DC Power Supply



### Absolute Maximum Ratings $T_C = 25^\circ\text{C}$ unless otherwise noted.

Symbol	Parameter	FDB15N50	Unit
$V_{DSS}$	Drain to Source Voltage	500	V
$V_{GS}$	Gate to Source Voltage	$\pm 30$	V
$I_D$	Drain Current Continuous ( $T_C = 25^\circ\text{C}$ , $V_{GS} = 10\text{V}$ )	15	A
	Continuous ( $T_C = 100^\circ\text{C}$ , $V_{GS} = 10\text{V}$ )	11	A
	Pulsed (Note 1)	60	A
$P_D$	Power dissipation	300	W
	Derate above $25^\circ\text{C}$	2	W/ $^\circ\text{C}$
$T_J, T_{STG}$	Operating and Storage Temperature	-55 to 175	$^\circ\text{C}$
	Soldering Temperature for 10 seconds	300 (1.6mm from case)	$^\circ\text{C}$

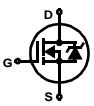
### Thermal Characteristics

Symbol	Parameter	FDB15N50	Unit
$R_{\theta JC}$	Thermal Resistance Junction to Case, Max.	0.50	$^\circ\text{C}/\text{W}$
$R_{\theta JA}$	Thermal Resistance Junction to Ambient, Max.	62	$^\circ\text{C}/\text{W}$

## Package Marking and Ordering Information

Device Marking	Device	Package	Reel Size	Tape Width	Quantity
FDB15N50	FDB15N50	D <sup>2</sup> -PAK	330 mm	24 mm	800 units

## Electrical Characteristics $T_J = 25^\circ\text{C}$ unless otherwise noted.

Symbol	Parameter	Test Conditions	Min	Typ	Max	Unit	
<b>Statics</b>							
$B_{VDSS}$	Drain to Source Breakdown Voltage	$I_D = 250\mu\text{A}$ , $V_{GS} = 0\text{V}$	500	-	-	V	
$\Delta B_{VDSS}/\Delta T_J$	Breakdown Voltage Temp. Coefficient	Reference to $25^\circ\text{C}$ , $I_D = 1\text{mA}$	-	0.58	-	$\text{V}/^\circ\text{C}$	
$R_{DS(ON)}$	Drain to Source On-Resistance	$V_{GS} = 10\text{V}$ , $I_D = 7.5\text{A}$	-	0.33	0.38	$\Omega$	
$V_{GS(th)}$	Gate Threshold Voltage	$V_{DS} = V_{GS}$ , $I_D = 250\mu\text{A}$	2.0	3.4	4.0	V	
$I_{DSS}$	Zero Gate Voltage Drain Current	$V_{DS} = 500\text{V}$	$T_C = 25^\circ\text{C}$	-	-	25	$\mu\text{A}$
		$V_{GS} = 0\text{V}$	$T_C = 150^\circ\text{C}$	-	-	250	
$I_{GSS}$	Gate to Source Leakage Current	$V_{GS} = \pm 30\text{V}$	-	-	$\pm 100$	nA	
<b>Dynamics</b>							
$g_{fs}$	Forward Transconductance	$V_{DD} = 10\text{V}$ , $I_D = 7.5\text{A}$	10	-	-	S	
$Q_{g(TOT)}$	Total Gate Charge at 10V	$V_{GS} = 10\text{V}$ , $V_{DS} = 400\text{V}$ , $I_D = 15\text{A}$	-	33	41	nC	
$Q_{gs}$	Gate to Source Gate Charge		-	7.2	10	nC	
$Q_{gd}$	Gate to Drain "Miller" Charge		-	12	16	nC	
$t_{d(ON)}$	Turn-On Delay Time		$V_{DD} = 250\text{V}$ , $I_D = 15\text{A}$	-	9	-	ns
$t_r$	Rise Time	$R_G = 6.2\Omega$ , $R_D = 17\Omega$	-	5.4	-	ns	
$t_{d(OFF)}$	Turn-Off Delay Time		-	26	-	ns	
$t_f$	Fall Time		-	5	-	ns	
$C_{ISS}$	Input Capacitance	$V_{DS} = 25\text{V}$ , $V_{GS} = 0\text{V}$ , $f = 1\text{MHz}$	-	1850	-	pF	
$C_{OSS}$	Output Capacitance		-	230	-	pF	
$C_{RSS}$	Reverse Transfer Capacitance		-	16	-	pF	
<b>Avalanche Characteristics</b>							
$E_{AS}$	Single Pulse Avalanche Energy (Note 2)		760	-	-	mJ	
$I_{AR}$	Avalanche Current		-	-	15	A	
<b>Drain-Source Diode Characteristics</b>							
$I_S$	Continuous Source Current (Body Diode)	MOSFET symbol showing the integral reverse p-n junction diode. 	-	-	15	A	
$I_{SM}$	Pulsed Source Current (Body Diode) (Note 1)		-	-	60	A	
$V_{SD}$	Source to Drain Diode Voltage	$I_{SD} = 15\text{A}$	-	0.86	1.2	V	
$t_{rr}$	Reverse Recovery Time	$I_{SD} = 15\text{A}$ , $di_{SD}/dt = 100\text{A}/\mu\text{s}$	-	470	730	ns	
$Q_{RR}$	Reverse Recovered Charge	$I_{SD} = 15\text{A}$ , $di_{SD}/dt = 100\text{A}/\mu\text{s}$	-	5	6.6	$\mu\text{C}$	

### Notes:

- 1: Repetitive rating; pulse width limited by maximum junction temperature.
- 2: Starting  $T_J = 25^\circ\text{C}$ ,  $L = 7.0\text{mH}$ ,  $I_{AS} = 15\text{A}$ .

## Typical Characteristics

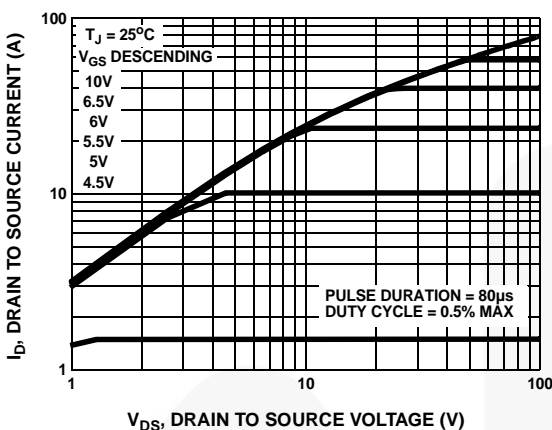


Figure 1. Output Characteristics

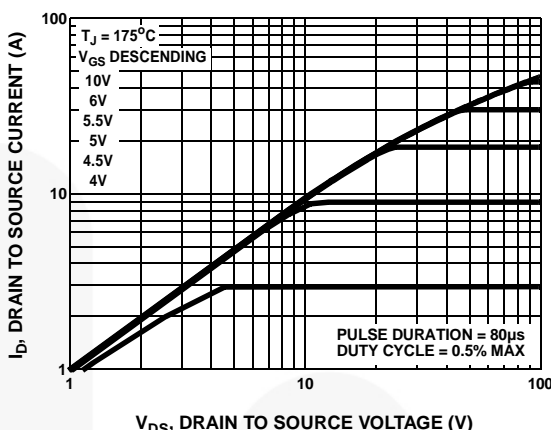


Figure 2. Output Characteristics

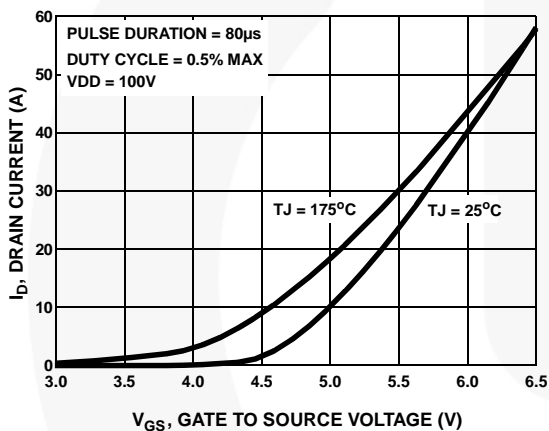


Figure 3. Transfer Characteristics

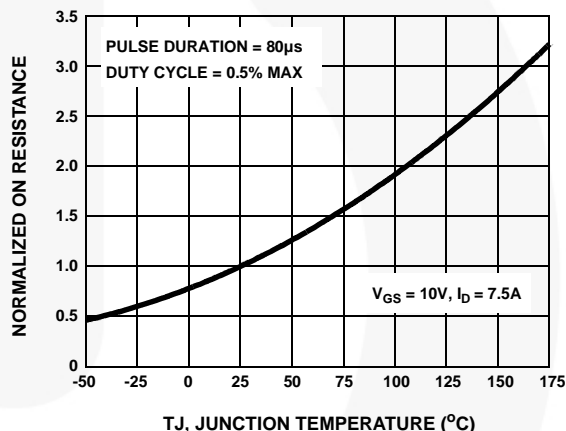


Figure 4. Normalized Drain To Source On Resistance vs Junction Temperature

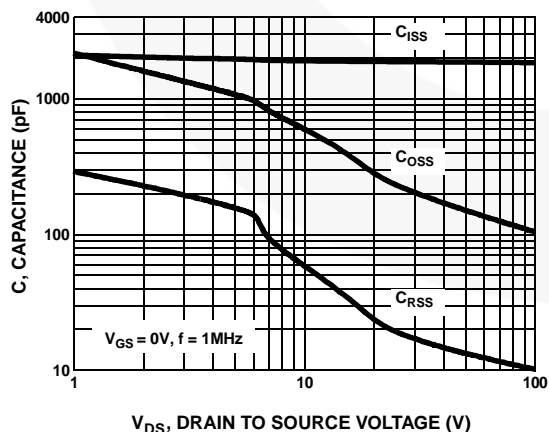


Figure 5. Capacitance vs Drain To Source Voltage

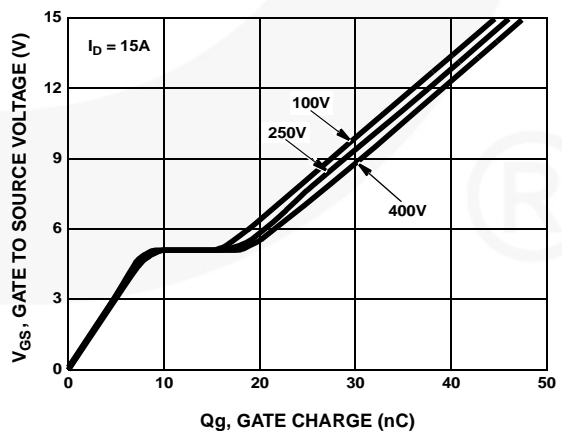


Figure 6. Gate Charge Waveforms For Constant Gate Current

## Typical Characteristics

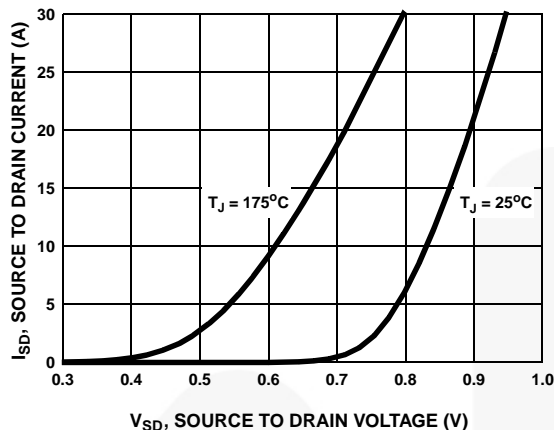


Figure 7. Body Diode Forward Voltage vs Body Diode Current

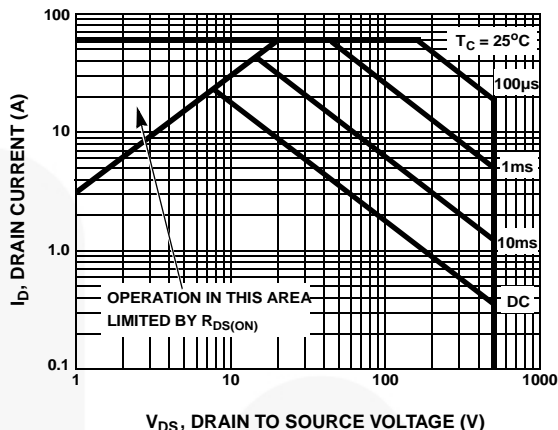


Figure 8. Maximum Safe Operating Area

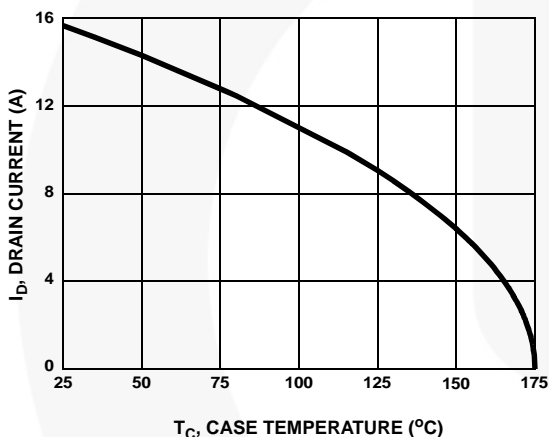


Figure 9. Maximum Drain Current vs Case Temperature

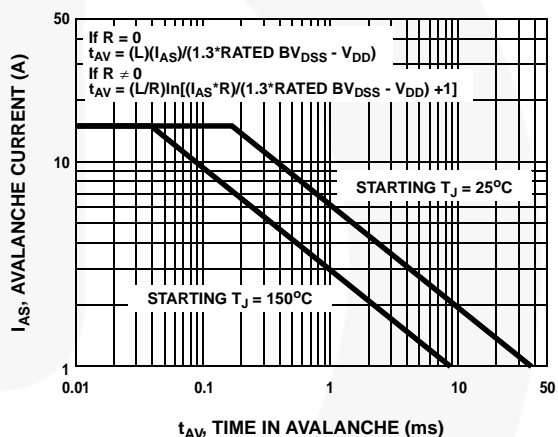


Figure 10. Unclamped Inductive Switching Capability

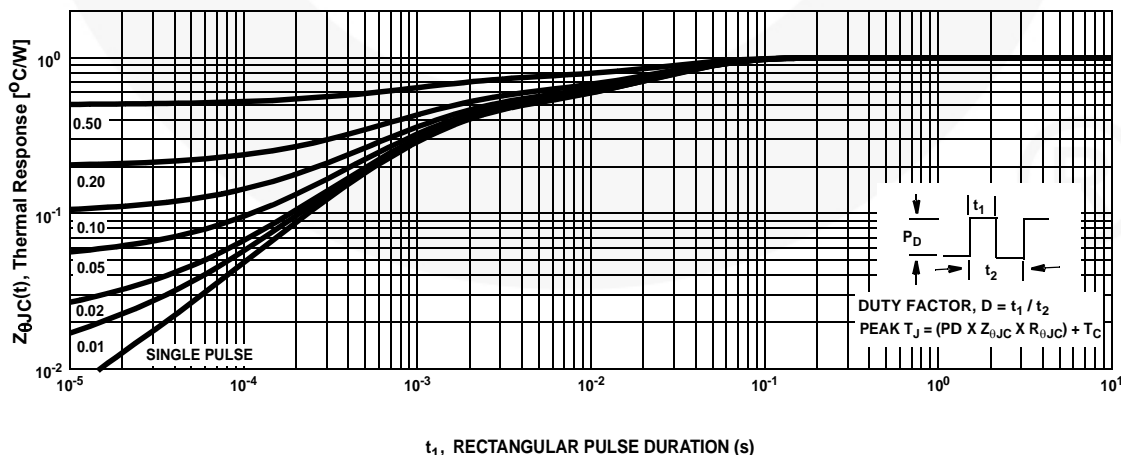


Figure 11. Normalized Transient Thermal Impedance, Junction to Case

## Test Circuits and Waveforms

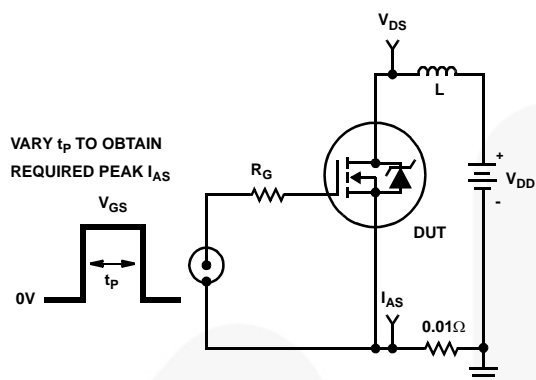


Figure 12. Unclamped Energy Test Circuit

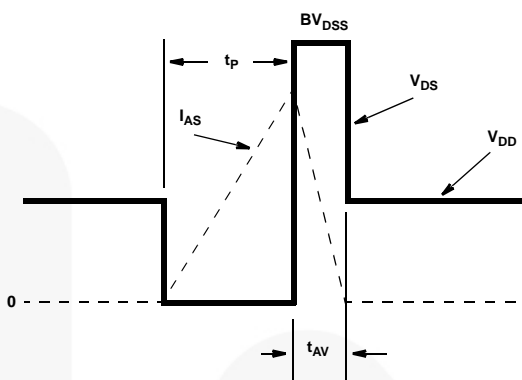


Figure 13. Unclamped Energy Waveforms

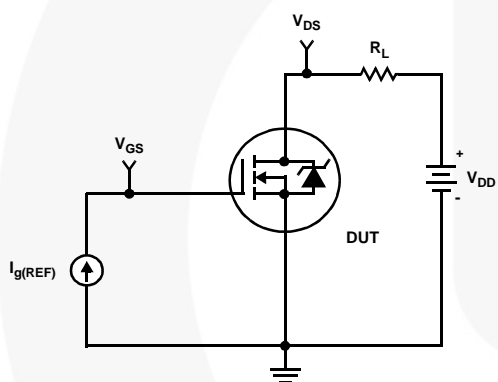


Figure 14. Gate Charge Test Circuit

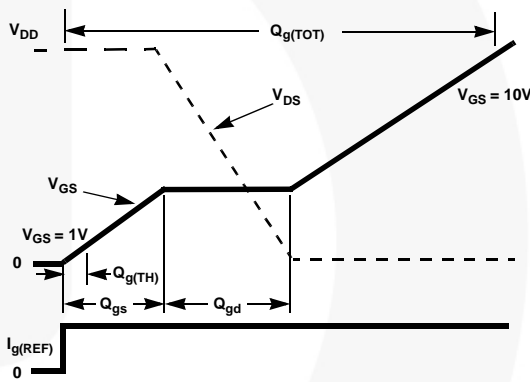


Figure 15. Gate Charge Waveforms

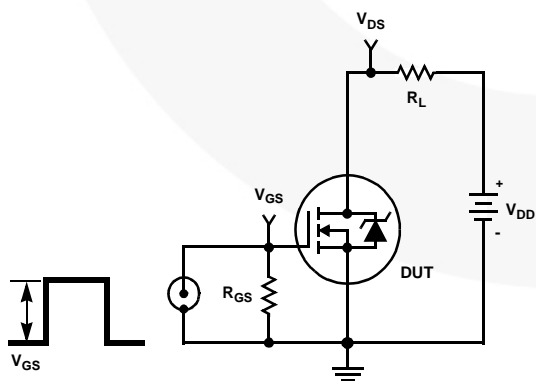


Figure 16. Switching Time Test Circuit

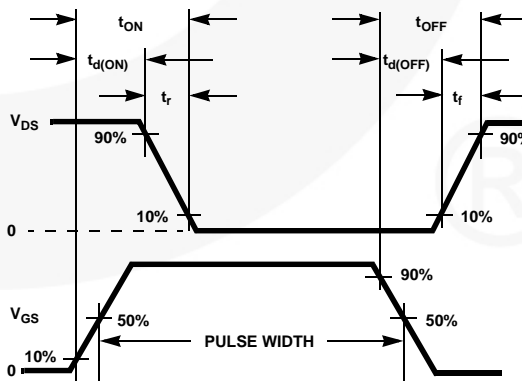
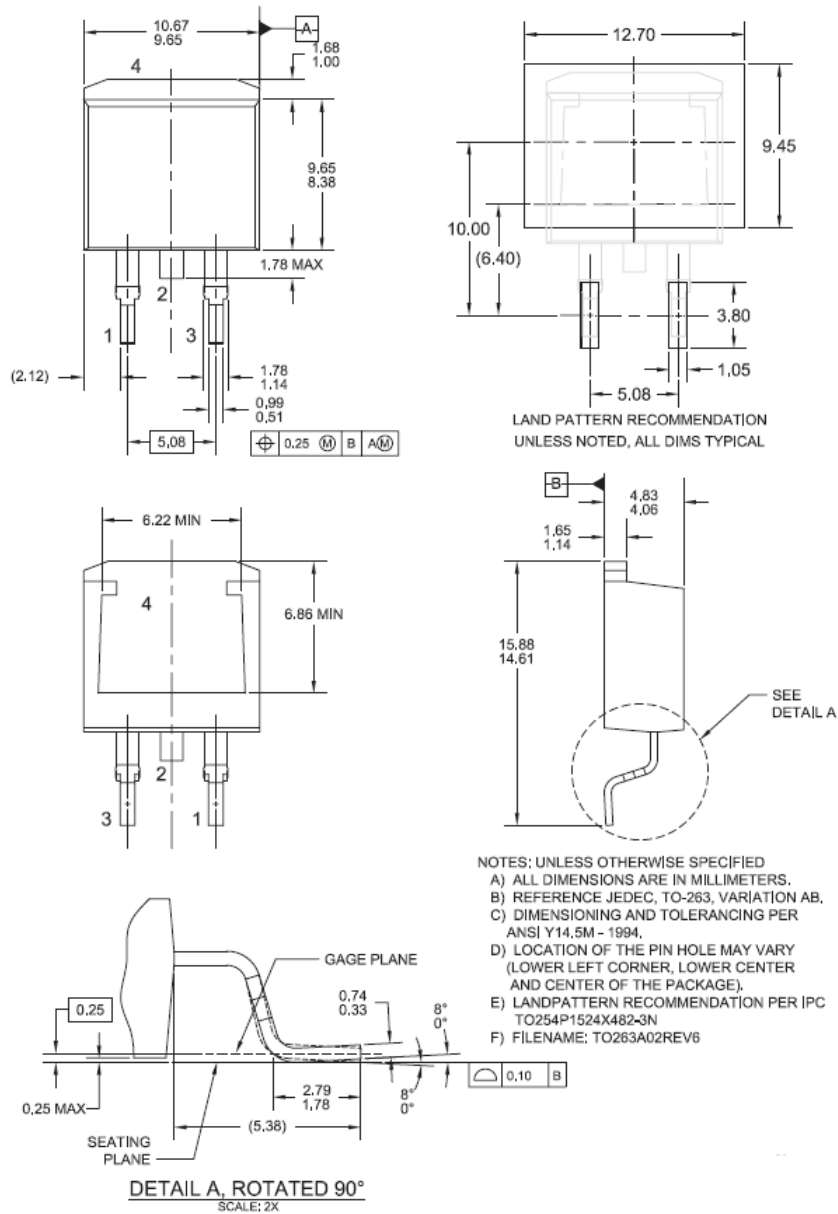


Figure 17. Switching Time Waveform

## Mechanical Dimensions



**Figure 18. TO263 (D<sup>2</sup>PAK), Molded, 2-Lead, Surface Mount**






Package drawings are provided as a service to customers considering Fairchild components. Drawings may change in any manner without notice. Please note the revision and/or date on the drawing and contact a Fairchild Semiconductor representative to verify or obtain the most recent revision. Package specifications do not expand the terms of Fairchild's worldwide terms and conditions, specifically the warranty therein, which covers Fairchild products.

Always visit Fairchild Semiconductor's online packaging area for the most recent package drawings:

[http://www.fairchildsemi.com/package/packageDetails.html?id=PN\\_TT263-002](http://www.fairchildsemi.com/package/packageDetails.html?id=PN_TT263-002)

**TRADEMARKS**

The following includes registered and unregistered trademarks and service marks, owned by Fairchild Semiconductor and/or its global subsidiaries, and is not intended to be an exhaustive list of all such trademarks.

- |   |   |   |   |
|---|---|---|---|
| AccuPower™  | F-PFS™  |  | Sync-Lock™  |
| AX-CAP®*  | FRFET®  | PowerTrench®  |  |
| BitSiC™   | Global Power Resource <sup>SM</sup>             | PowerXS™  | TinyBoost®  |
| Build it Now™   | GreenBridge™                                    | Programmable Active Droop™  | TinyBuck®   |
| CorePLUS™   | Green FPS™                                      | QFET®   | TinyCalc™   |
| CorePOWER™  | Green FPS™ e-Series™                            | QS™   | TinyLogic®  |
| CROSSVOLT™  | Gmax™   | Quiet Series™   | TINYOPTO™   |
| CTL™  | GTO™  | RapidConfigure™   | TinyPower™  |
| Current Transfer Logic™   | IntelliMAX™                                     |  | TinyPWM™  |
| DEUXPEED®   | ISOPLANAR™                                      | Saving our world, 1mW/W/kW at a time™   | TinyWire™   |
| Dual Cool™  | Marking Small Speakers Sound Louder and Better™ | SignalWise™   | TranSiC™  |
| EcoSPARK®   | MegaBuck™                                       | SmartMax™   | TriFault Detect™  |
| EfficientMax™   | MICROCOUPLER™                                   | SMART START™  | TRUECURRENT®*   |
| ESBC™   | MicroFET™                                       | Solutions for Your Success™   | μSerDes™  |
|  | MicroPak™                                       | SPM®  |  |
| Fairchild®  | MicroPak2™                                      | STEALTH™  | UHC®  |
| Fairchild Semiconductor®  | MillerDrive™                                    | SuperFET®   | Ultra FRFET™  |
| FACT Quiet Series™  | MotionMax™                                      | SuperSOT™-3   | UniFET™   |
| FACT®   | mWSaver®  | SuperSOT™-6   | VCX™  |
| FAST®   | OptoHiT™  | SuperSOT™-8   | VisualMax™  |
| FastvCore™  | OPTOLOGIC®                                      | SupreMOS®   | VoltagePlus™  |
| FETBench™   | OPTOPLANAR®                                     | SyncFET™  | XS™   |
| FPS™  |   |   |   |

\*Trademarks of System General Corporation, used under license by Fairchild Semiconductor.

**DISCLAIMER**

FAIRCHILD SEMICONDUCTOR RESERVES THE RIGHT TO MAKE CHANGES WITHOUT FURTHER NOTICE TO ANY PRODUCTS HEREIN TO IMPROVE RELIABILITY, FUNCTION, OR DESIGN. FAIRCHILD DOES NOT ASSUME ANY LIABILITY ARISING OUT OF THE APPLICATION OR USE OF ANY PRODUCT OR CIRCUIT DESCRIBED HEREIN; NEITHER DOES IT CONVEY ANY LICENSE UNDER ITS PATENT RIGHTS, NOR THE RIGHTS OF OTHERS. THESE SPECIFICATIONS DO NOT EXPAND THE TERMS OF FAIRCHILD'S WORLDWIDE TERMS AND CONDITIONS, SPECIFICALLY THE WARRANTY THEREIN, WHICH COVERS THESE PRODUCTS.

**LIFE SUPPORT POLICY**

FAIRCHILD'S PRODUCTS ARE NOT AUTHORIZED FOR USE AS CRITICAL COMPONENTS IN LIFE SUPPORT DEVICES OR SYSTEMS WITHOUT THE EXPRESS WRITTEN APPROVAL OF FAIRCHILD SEMICONDUCTOR CORPORATION.

As used here in:

- Life support devices or systems are devices or systems which, (a) are intended for surgical implant into the body or (b) support or sustain life, and (c) whose failure to perform when properly used in accordance with instructions for use provided in the labeling, can be reasonably expected to result in a significant injury of the user.
- A critical component in any component of a life support, device, or system whose failure to perform can be reasonably expected to cause the failure of the life support device or system, or to affect its safety or effectiveness.

**ANTI-COUNTERFEITING POLICY**

Fairchild Semiconductor Corporation's Anti-Counterfeiting Policy. Fairchild's Anti-Counterfeiting Policy is also stated on our external website, [www.Fairchildsemi.com](http://www.Fairchildsemi.com), under Sales Support. Counterfeiting of semiconductor parts is a growing problem in the industry. All manufactures of semiconductor products are experiencing counterfeiting of their parts. Customers who inadvertently purchase counterfeit parts experience many problems such as loss of brand reputation, substandard performance, failed application, and increased cost of production and manufacturing delays. Fairchild is taking strong measures to protect ourselves and our customers from the proliferation of counterfeit parts. Fairchild strongly encourages customers to purchase Fairchild parts either directly from Fairchild or from Authorized Fairchild Distributors who are listed by country on our web page cited above. Products customers buy either from Fairchild directly or from Authorized Fairchild Distributors are genuine parts, have full traceability, meet Fairchild's quality standards for handling and storage and provide access to Fairchild's full range of up-to-date technical and product information. Fairchild and our Authorized Distributors will stand behind all warranties and will appropriately address and warranty issues that may arise. Fairchild will not provide any warranty coverage or other assistance for parts bought from Unauthorized Sources. Fairchild is committed to combat this global problem and encourage our customers to do their part in stopping this practice by buying direct or from authorized distributors.

**PRODUCT STATUS DEFINITIONS**

**Definition of Terms**

Datasheet Identification	Product Status	Definition
Advance Information	Formative / In Design	Datasheet contains the design specifications for product development. Specifications may change in any manner without notice.
Preliminary	First Production	Datasheet contains preliminary data; supplementary data will be published at a later date. Fairchild Semiconductor reserves the right to make changes at any time without notice to improve design.
No Identification Needed	Full Production	Datasheet contains final specifications. Fairchild Semiconductor reserves the right to make changes at any time without notice to improve the design.
Obsolete	Not In Production	Datasheet contains specifications on a product that is discontinued by Fairchild Semiconductor. The datasheet is for reference information only.

Rev. 166

ON Semiconductor and  are trademarks of Semiconductor Components Industries, LLC dba ON Semiconductor or its subsidiaries in the United States and/or other countries. ON Semiconductor owns the rights to a number of patents, trademarks, copyrights, trade secrets, and other intellectual property. A listing of ON Semiconductor's product/patent coverage may be accessed at [www.onsemi.com/site/pdf/Patent-Marking.pdf](http://www.onsemi.com/site/pdf/Patent-Marking.pdf). ON Semiconductor reserves the right to make changes without further notice to any products herein. ON Semiconductor makes no warranty, representation or guarantee regarding the suitability of its products for any particular purpose, nor does ON Semiconductor assume any liability arising out of the application or use of any product or circuit, and specifically disclaims any and all liability, including without limitation special, consequential or incidental damages. Buyer is responsible for its products and applications using ON Semiconductor products, including compliance with all laws, regulations and safety requirements or standards, regardless of any support or applications information provided by ON Semiconductor. "Typical" parameters which may be provided in ON Semiconductor data sheets and/or specifications can and do vary in different applications and actual performance may vary over time. All operating parameters, including "Typicals" must be validated for each customer application by customer's technical experts. ON Semiconductor does not convey any license under its patent rights nor the rights of others. ON Semiconductor products are not designed, intended, or authorized for use as a critical component in life support systems or any FDA Class 3 medical devices or medical devices with a same or similar classification in a foreign jurisdiction or any devices intended for implantation in the human body. Should Buyer purchase or use ON Semiconductor products for any such unintended or unauthorized application, Buyer shall indemnify and hold ON Semiconductor and its officers, employees, subsidiaries, affiliates, and distributors harmless against all claims, costs, damages, and expenses, and reasonable attorney fees arising out of, directly or indirectly, any claim of personal injury or death associated with such unintended or unauthorized use, even if such claim alleges that ON Semiconductor was negligent regarding the design or manufacture of the part. ON Semiconductor is an Equal Opportunity/Affirmative Action Employer. This literature is subject to all applicable copyright laws and is not for resale in any manner.

## PUBLICATION ORDERING INFORMATION

### LITERATURE FULFILLMENT:



Literature Distribution Center for ON Semiconductor  
19521 E. 32nd Pkwy, Aurora, Colorado 80011 USA  
**Phone:** 303-675-2175 or 800-344-3860 Toll Free USA/Canada  
**Fax:** 303-675-2176 or 800-344-3867 Toll Free USA/Canada  
**Email:** [orderlit@onsemi.com](mailto:orderlit@onsemi.com)

**N. American Technical Support:** 800-282-9855 Toll Free  
USA/Canada  
**Europe, Middle East and Africa Technical Support:**  
Phone: 421 33 790 2910  
**Japan Customer Focus Center**  
Phone: 81-3-5817-1050

**ON Semiconductor Website:** [www.onsemi.com](http://www.onsemi.com)  
**Order Literature:** <http://www.onsemi.com/orderlit>  
For additional information, please contact your local  
Sales Representative

## Looking for pricing, stock, or lifecycle information?

Click below to explore more details on WIN SOURCE:

-  [View FDB15N50 on WIN SOURCE](#)
-  [Fairchild/ON Semiconductor Information](#)

## Optimize Your Supply Chain with WIN SOURCE Solutions

-  Global Sourcing Solution
-  Obsolete Management
-  Cost Control Management
-  Shortage Management
-  Alternative Solution
-  Excess Inventory Management