



**THE DATASHEET OF
FMMT5179TA**



FM1M5179

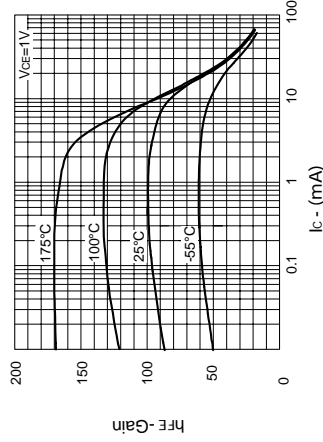
**SOT23 NPN SILICON PLANAR
HIGH FREQUENCY TRANSISTOR**
ISSUE 3 - JANUARY 1996

FEATURES

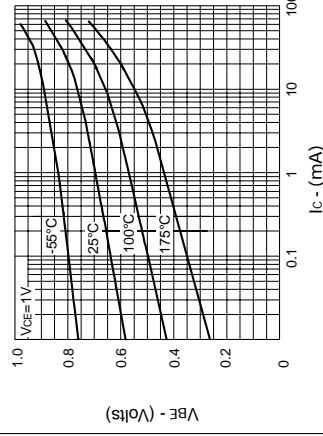
- * High $f_T=900\text{MHz}$ Min
- * Max capacitance=1pF
- * Low noise 4.5dB

PARTMARKING DETAIL - 179

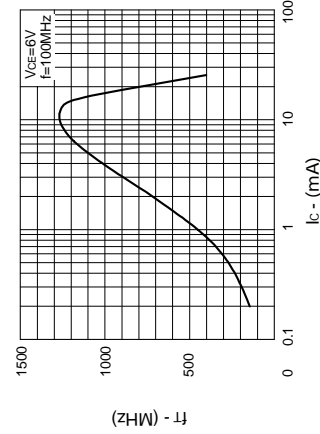
TYPICAL CHARACTERISTICS



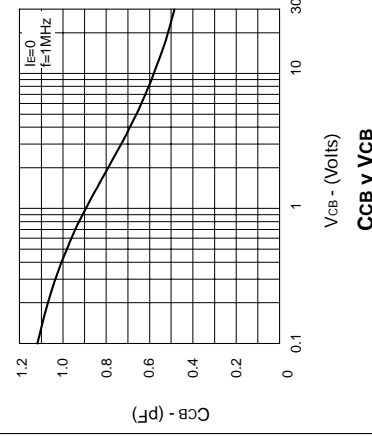
hFE v IC



VBE(on) v IC



ft v IC



CCB v VCB

ABSOLUTE MAXIMUM RATINGS

PARAMETER
Collector-Base Voltage
Collector-Emitter Voltage
Emitter-Base Voltage
Continuous Collector Current
Power Dissipation
Operating and Storage Temperature Range

ELECTRICAL CHARACTERISTICS

PARAMETER	SYMBOL
Collector-Emitter Sustaining Voltage	$V_{CE(sus)}$
Collector-Base Breakdown Voltage	$V_{(BR)CBO}$
Emitter-Base Breakdown Voltage	$V_{(BR)EBO}$
Collector Cut-Off Current	I_{CBO}
Static Forward Current Transfer Ratio	h_{FE}
Collector-Emitter Saturation Voltage	$V_{CE(sat)}$
Base-Emitter Saturation Voltage	$V_{BE(sat)}$
Transition Frequency	f_T
Collector-Base Capacitance	C_{cb}
Small Signal Current Gain	h_{fe}
Collector Base Time Constant	τ_b/C_c
Noise Figure	N_F
Common-Emitter Amplifier Power Gain	G_{pe}

Spice parameter data is available upon request

FM1MT5179

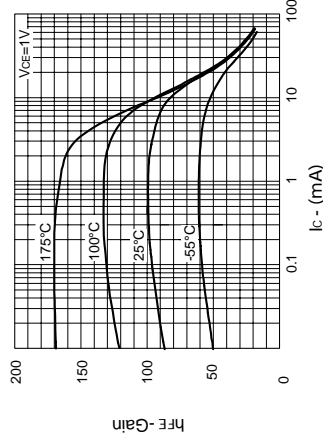
**SOT23 NPN SILICON PLANAR
HIGH FREQUENCY TRANSISTOR**
ISSUE 3 - JANUARY 1996

FEATURES

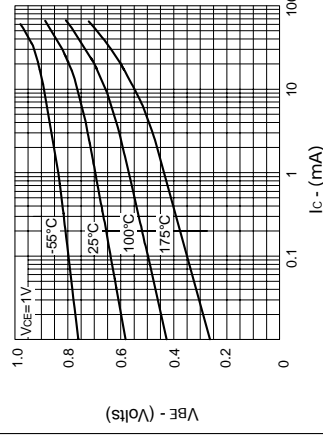
- * High $f_T=900\text{MHz}$ Min
- * Max capacitance=1pF
- * Low noise 4.5dB

PARTMARKING DETAIL - 179

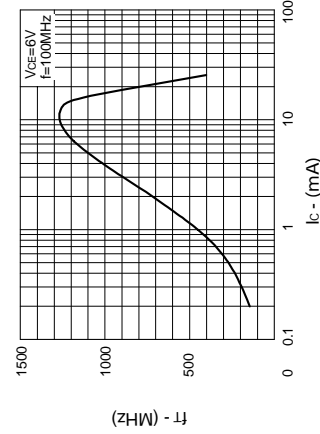
TYPICAL CHARACTERISTICS



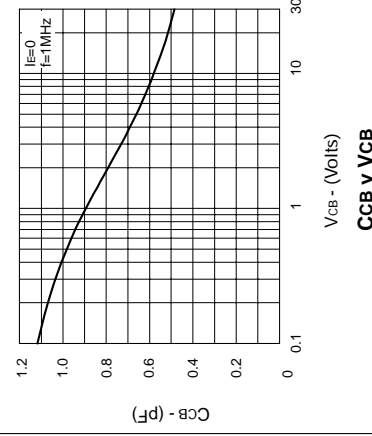
hFE v IC



VBE(on) v IC



ft v IC



CCB v VCB

ABSOLUTE MAXIMUM RATINGS

PARAMETER
Collector-Base Voltage
Collector-Emitter Voltage
Emitter-Base Voltage
Continuous Collector Current
Power Dissipation
Operating and Storage Temperature Range

ELECTRICAL CHARACTERISTICS

PARAMETER	SYMBOL
Collector-Emitter Sustaining Voltage	$V_{CE(sus)}$
Collector-Base Breakdown Voltage	$V_{(BR)CBO}$
Emitter-Base Breakdown Voltage	$V_{(BR)EBO}$
Collector Cut-Off Current	I_{CBO}
Static Forward Current Transfer Ratio	h_{FE}
Collector-Emitter Saturation Voltage	$V_{CE(sat)}$
Base-Emitter Saturation Voltage	$V_{BE(sat)}$
Transition Frequency	f_T
Collector-Base Capacitance	C_{cb}
Small Signal Current Gain	h_{fe}
Collector Base Time Constant	τ_b/C_c
Noise Figure	N_F
Common-Emitter Amplifier Power Gain	G_{pe}

Spice parameter data is available upon request.

Looking for pricing, stock, or lifecycle information?

Click below to explore more details on WIN SOURCE:

-  [View FMMT5179TA on WIN SOURCE](#)
-  [Diodes Incorporated Information](#)

Optimize Your Supply Chain with WIN SOURCE Solutions

-  Global Sourcing Solution
-  Obsolete Management
-  Cost Control Management
-  Shortage Management
-  Alternative Solution
-  Excess Inventory Management