

Automotive 6-axis MotionTracking® MEMS Device for ADAS and Autonomous Driving Applications

GENERAL DESCRIPTION

The IAM-20689 is a 6-axis MotionTracking device that combines a 3-axis gyroscope and a 3-axis accelerometer in a small plastic package with wetttable flanks option. By leveraging its patented and volume-proven CMOS-MEMS fabrication platform, TDK InvenSense has driven the package size down to a footprint and thickness of 4.5x4.5x1.1 mm³ (24-pin DQFN), to offer fully integrated, high performance component in a compact form factor.

The IAM-20689 features:

- Six independent mechanical structures
- Gyroscope with programmable full scale range from ±41 dps to ±1966 dps
- Accelerometer with programmable full-scale range from ±2g, to ±65g
- Minimal cross-axis sensitivity between the accelerometer and gyroscope axes
- 10,000 g shock tolerant structure
- Two temperature sensors
- 10 MHz, 32-bits Serial Peripheral Interface (SPI) with CRC-based error-detecting code algorithm
- ISO26262:2018 up to ASIL D
- Automotive-qualified
- Reliability testing performed according to Automotive Electronics Council AEC – Q100 grade 1 (-40°C to 125°C) qualification requirements
- Final test over temperature at: -40°C, 25°C, 125°C

IAM-20689 includes on-chip 16-bit ADCs, programmable digital filters, and embedded self-test. The device features VDD operating range of 3.0V to 5.5V, separate digital IO supply VDDIO from 3.0V to 5.5V, and current consumption below 10 mA in all operating conditions. The IAM-20689 has been developed according to ISO-26262:2018 as a Safety Element out of Context (SEoC) to address systems with automotive safety integrity level up to ASIL-D. Fault detection over lifetime is achieved by a set of 30 embedded safety mechanisms (SMs) executed either at startup, upon command, or in a continuous manner. Safety Manual is available upon request.

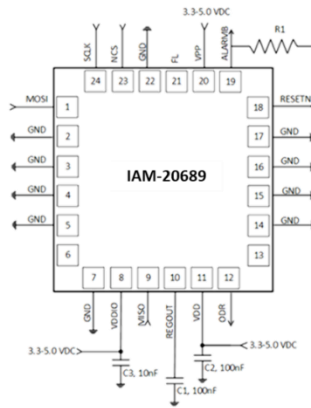
APPLICATIONS

IAM-20689 addresses a wide range of Automotive applications, including but not limited to:

- Traction control systems (TCS)
- Electronic stability control (ESC)
- Roll stability control (RSC)

- Pitch stability control (PSC)
- Rollover airbag systems (ROS)
- Adaptive cruise control (ACC)
- Adaptive front-lighting systems (AFS)
- ADAS
- Other safety chassis stability

TYPICAL OPERATING CIRCUIT



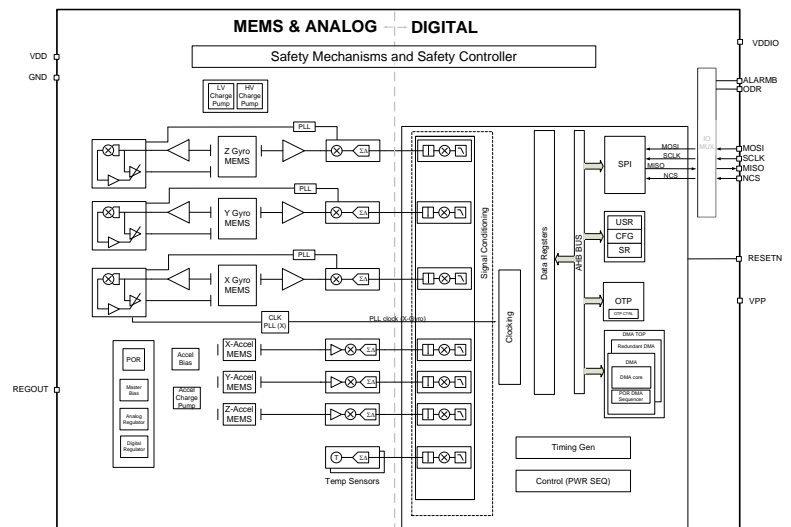
ORDERING INFORMATION

PART NUMBER†	TEMPERATURE	PACKAGE	MSL*
IAM-20689	-40°C to +125°C	24-Pin DQFN	3

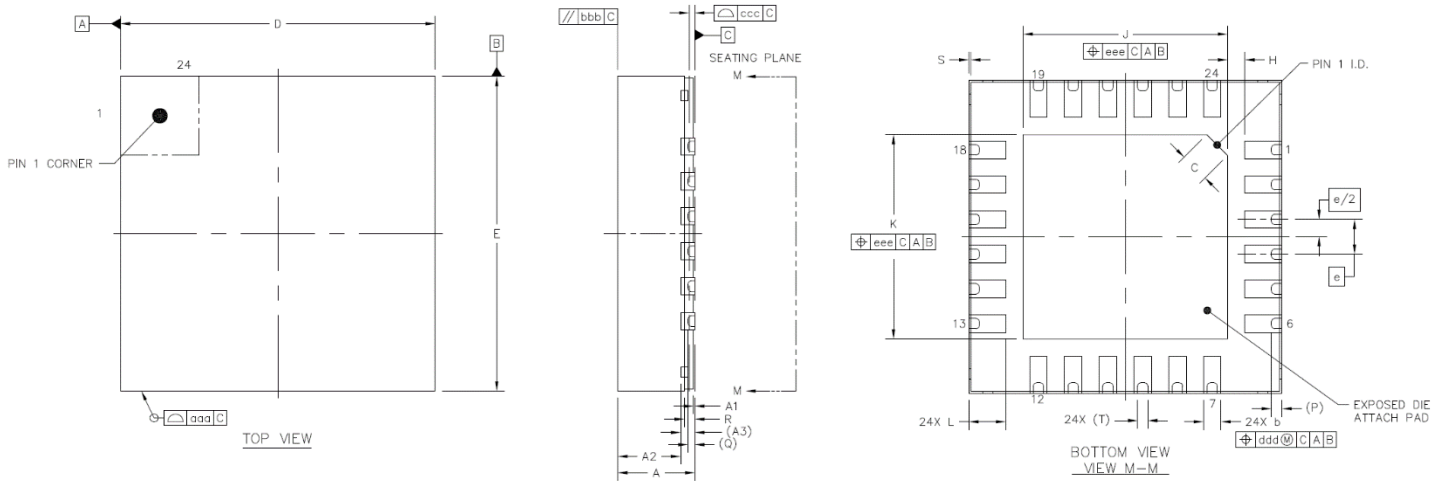
†Denotes RoHS and Green-compliant package

* Moisture sensitivity level of the package

BLOCK DIAGRAM



PACKAGE DIMENSIONS



	SYMBOL	MIN	NOM	MAX	
TOTAL THICKNESS	A	1.05	1.1	1.15	
STAND OFF	A1	0	0.02	0.05	
MOLD THICKNESS	A2	---	0.9	---	
L/F THICKNESS	A3	0.203 REF			
LEAD WIDTH	b	0.18	0.25	0.3	
BODY SIZE	X	D	4.4	4.5	4.6
	Y	E	4.4	4.5	4.6
LEAD PITCH	e	0.5 BSC			
EP SIZE	X	J	2.89	2.94	2.99
	Y	K	2.89	2.94	2.99
LEAD LENGTH	L	0.48	0.53	0.58	
	C	0.374	0.424	0.474	
	H	0.2	0.25	0.3	
MOLD FLATNESS	bbb	0.1			
COPLANARITY	ccc	0.08			
LEAD OFFSET	ddd	0.1			
EXPOSED PAD OFFSET	eee	0.1			
	fff	0.05			
HALF-CUT DEPTH	R	0.11	0.15	0.2	
HALF-CUT WIDTH	S	0.001	0.015	0.03	
WETTABLE DIMPLE WIDTH	T	0.1	0.15	0.2	
WETTABLE DIMPLE LENGTH	P	0.05	0.15	0.25	
WETTABLE DIMPLE DEPTH	Q	0.05	0.1	0.15	

REVISION HISTORY

REVISION DATE	REVISION	DESCRIPTION
09/24/2024	1.0	Initial revision

This information furnished by InvenSense or its affiliates (“TDK InvenSense”) is believed to be accurate and reliable. However, no responsibility is assumed by TDK InvenSense for its use, or for any infringements of patents or other rights of third parties that may result from its use. Specifications are subject to change without notice. TDK InvenSense reserves the right to make changes to this product, including its circuits and software, in order to improve its design and/or performance, without prior notice. TDK InvenSense makes no warranties, neither expressed nor implied, regarding the information and specifications contained in this document. TDK InvenSense assumes no responsibility for any claims or damages arising from information contained in this document, or from the use of products and services detailed therein. This includes, but is not limited to, claims or damages based on the infringement of patents, copyrights, mask work and/or other intellectual property rights.

Certain intellectual property owned by InvenSense and described in this document is patent protected. No license is granted by implication or otherwise under any patent or patent rights of InvenSense. This publication supersedes and replaces all information previously supplied. Trademarks that are registered trademarks are the property of their respective companies. TDK InvenSense sensors should not be used or sold in the development, storage, production or utilization of any conventional or mass-destructive weapons or for any other weapons or life threatening applications, as well as in any other life critical applications such as medical equipment, transportation, aerospace and nuclear instruments, undersea equipment, power plant equipment, disaster prevention and crime prevention equipment.

©2024 InvenSense. All rights reserved. InvenSense, SmartMotion, SmartIndustrial, SmartSonic, SmartAutomotive, SmartRobotics, SmartSound, SmartPressure, MotionProcessing, MotionProcessor, UltraPrint, MotionTracking, CHIRP Microsystems, SmartBug, SonicLink, Digital Motion Processor, AAR, and the InvenSense logo are registered trademarks of InvenSense, Inc. The TDK logo is a trademark of TDK Corporation. Other company and product names may be trademarks of the respective companies with which they are associated.



©2024 InvenSense. All rights reserved.

Looking for pricing, stock, or lifecycle information?

Click below to explore more details on WIN SOURCE:

 [View IAM-20689](#) on WIN SOURCE

 [TDK InvenSense](#) Information

Optimize Your Supply Chain with WIN SOURCE Solutions

-  Global Sourcing Solution
-  Obsolete Management
-  Cost Control Management
-  Shortage Management
-  Alternative Solution
-  Excess Inventory Management