



**THE DATASHEET OF
GLF1608T2R2M**



SMD Inductors(Coils) For Power Line(Wound, Magnetic Shielded)

Conformity to RoHS Directive

GLF Series GLF1608

FEATURES

- It delivers low Rdc with high Idc.
- It is lead-free compatible.
The product contains no lead whatsoever.
It is able to withstand high temperature reflows (260°C during the peak) used in lead-free soldering.
- It is a product conforming to RoHS directive.
- It's construction supports bulk mounting.

APPLICATIONS

Perfect coil for step-up and step-down circuits, and decoupling circuits for each set power supply circuit

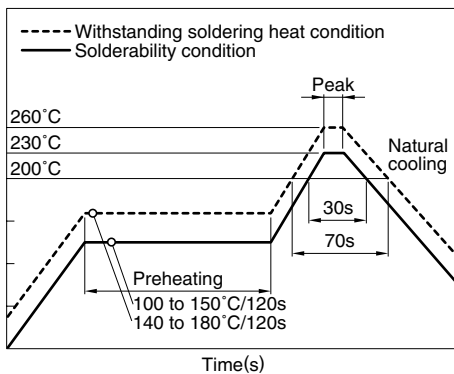
- Portable audio visual devices (DSC, DVC, Audio, etc.)
- Mobile communication devices (cellular phones, LCD panel, etc.)
- Information devices (TVs, DVDs, STBs, PCs, HDDs, etc.)
- Amusement devices (Video games, etc.)

SPECIFICATIONS

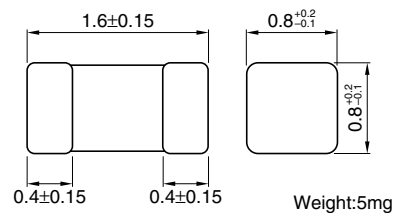
| | |
|-----------------------------|--|
| Operating temperature range | -40 to +105°C [Including self-temperature rise] |
| Storage temperature range | -40 to +105°C |

RECOMMENDED SOLDERING CONDITIONS


REFLOW SOLDERING



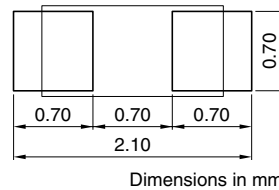
SHAPES AND DIMENSIONS



Dimensions in mm



RECOMMENDED PC BOARD PATTERN



PACKAGING STYLE AND QUANTITIES

| | |
|-----------------|------------------|
| Packaging style | Quantity |
| Taping | 4000 pieces/reel |

ELECTRICAL CHARACTERISTICS

| Part No. | Inductance (μH) | Inductance tolerance (%) | DC resistance (Ω)±30% | Rated current*1 (mA)max. | Rated current*2 (mA)max. | Rated current*3 (mA)max. |
|--------------|-----------------|--------------------------|-----------------------|--------------------------|--------------------------|--------------------------|
| GLF1608T1R0M | 1.0 | ±20 | 0.17 | 125 | 220 | 400 |
| GLF1608T2R2M | 2.2 | ±20 | 0.33 | 75 | 160 | 275 |
| GLF1608T4R7M | 4.7 | ±20 | 0.55 | 70 | 115 | 220 |
| GLF1608T100M | 10.0 | ±20 | 0.70 | 50 | 90 | 180 |
| GLF1608T220M | 22.0 | ±20 | 3.00 | 35 | 60 | 100 |

*1 Rated Current Based on Inductance Variation: Current when inductance decreases by 10% of the initial value due to direct current superimposed characteristics

*2 Rated Current Based on Inductance Variation: Current when inductance decreases by 20% of the initial value due to direct current superimposed characteristics

*3 Rated Current Based on Increasing Product Temperature: Current when temperature of the product reaches +20°C

• Test equipment

L: Agilent 4294A IMPEDANCE ANALYZER, or equivalent

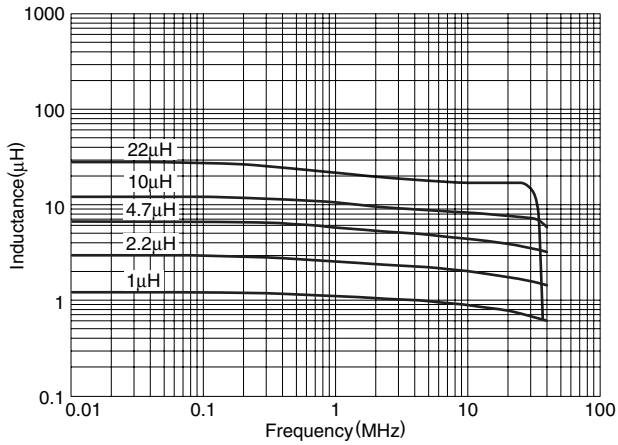
Rdc: MATSUSHITA DIGITAL MILLOHM METER VP-2941A, or equivalent

- Conformity to RoHS Directive: This means that, in conformity with EU Directive 2002/95/EC, lead, cadmium, mercury, hexavalent chromium, and specific bromine-based flame retardants, PBB and PBDE, have not been used, except for exempted applications.

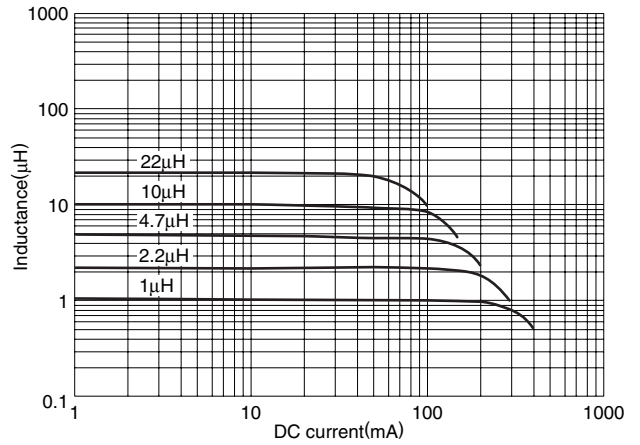
• All specifications are subject to change without notice.

TYPICAL ELECTRICAL CHARACTERISTICS

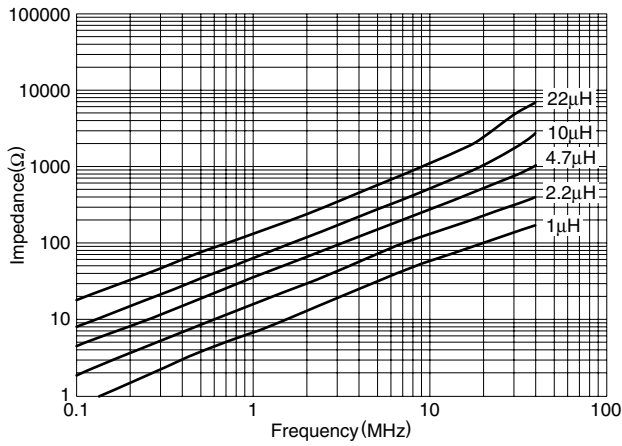
INDUCTANCE vs. FREQUENCY CHARACTERISTICS



INDUCTANCE vs. DC SUPERPOSITION CHARACTERISTICS





IMPEDANCE vs. FREQUENCY CHARACTERISTICS



• All specifications are subject to change without notice.

Looking for pricing, stock, or lifecycle information?

Click below to explore more details on WIN SOURCE:

-  [View GLF1608T2R2M on WIN SOURCE](#)
-  [TDK Corporation Information](#)

Optimize Your Supply Chain with WIN SOURCE Solutions

-  Global Sourcing Solution
-  Obsolete Management
-  Cost Control Management
-  Shortage Management
-  Alternative Solution
-  Excess Inventory Management