



**THE DATASHEET OF  
GLFR2012T101M-LR**



# SMD Inductors(Coils) For Power Line(Wound, Magnetic Shielded)

Conformity to RoHS Directive

## GLFR Series GLFR2012

### FEATURES

- It delivers low Rdc with high I<sub>dc</sub>.
- It is lead-free compatible.  
The product contains no lead whatsoever.  
It is able to withstand high temperature reflows (260°C during the peak) used in lead-free soldering.
- It's construction supports bulk mounting.

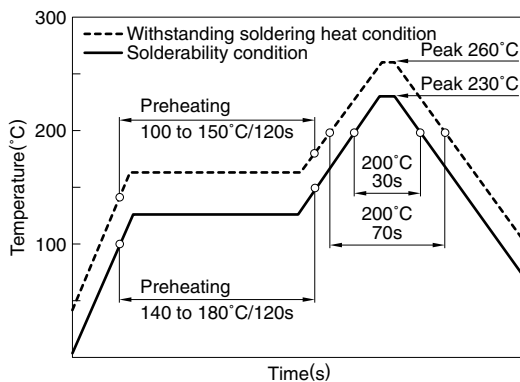
### APPLICATIONS

Portable audio visual devices (DSCs, DVCs, etc.)  
Mobile communication devices (cellular phones, etc.)  
Information devices (PCs, etc.)

### SPECIFICATIONS

Operating temperature range	-40 to +105°C [Including self-temperature rise]
Storage temperature range	-40 to +105°C

### RECOMMENDED SOLDERING CONDITIONS REFLOW SOLDERING



### PRODUCT IDENTIFICATION

GLFR	2012	T	100	M	-LR
(1)	(2)	(3)	(4)	(5)	(6)

(1) Series name

(2) Dimensions

2012	2.0×1.25mm
------	------------

(3) Packaging style

T	Taping
---	--------

(4) Inductance

1R0	1μH
100	10μH
101	100μH

(5) Inductance tolerance

M	±20%
---	------

(6) TDK internal code

### PACKAGING STYLE AND QUANTITIES

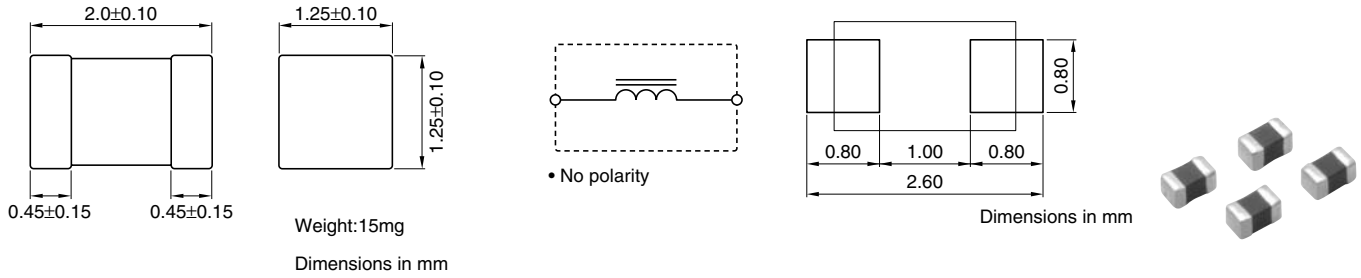
Packaging style	Quantity
Taping	2000 pieces/reel

• Conformity to RoHS Directive: This means that, in conformity with EU Directive 2002/95/EC, lead, cadmium, mercury, hexavalent chromium, and specific bromine-based flame retardants, PBB and PBDE, have not been used, except for exempted applications.

• Please contact our Sales office when your application are considered the following:  
The device's failure or malfunction may directly endanger human life (e.g. application for automobile/aircraft/medical/nuclear power devices, etc.)

• All specifications are subject to change without notice.

## SHAPES AND DIMENSIONS/CIRCUIT DIAGRAM/RECOMMENDED PC BOARD PATTERN



## ELECTRICAL CHARACTERISTICS

Inductance (μH)	Inductance tolerance (%)	DC resistance (Ω)±30%	Rated current*1 (mA)max.	Rated current*2 (mA)max.	Rated current*3 (mA)max.	Part No.
1	±20	0.058	300	550	1150	GLFR2012T1R0M-LR
1.5	±20	0.084	260	450	950	GLFR2012T1R5M-LR
2.2	±20	0.088	240	400	900	GLFR2012T2R2M-LR
3.3	±20	0.18	190	300	700	GLFR2012T3R3M-LR
4.7	±20	0.2	140	280	600	GLFR2012T4R7M-LR
6.8	±20	0.27	120	200	550	GLFR2012T6R8M-LR
10	±20	0.3	100	180	500	GLFR2012T100M-LR
15	±20	0.5	85	140	400	GLFR2012T150M-LR
22	±20	0.7	75	110	300	GLFR2012T220M-LR
33	±20	1.2	65	95	250	GLFR2012T330M-LR
47	±20	1.38	50	85	230	GLFR2012T470M-LR
68	±20	2.1	40	70	180	GLFR2012T680M-LR
100	±20	3	30	60	160	GLFR2012T101M-LR

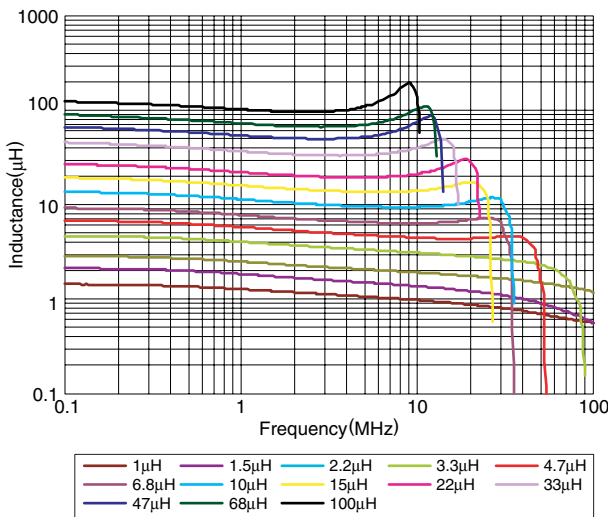
\*1 Rated current based on inductance variation: Current when inductance decreases by 10% of the initial value due to direct current superimposed characteristics

\*2 Rated current based on inductance variation: Current when inductance decreases by 30% of the initial value due to direct current superimposed characteristics

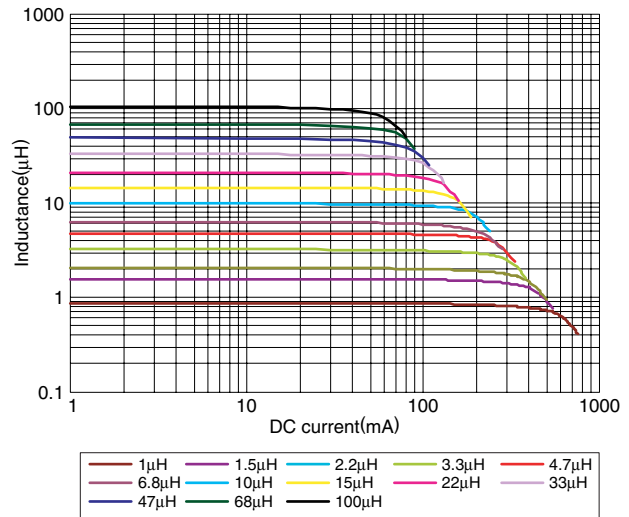
\*3 Rated current based on increasing product temperature: Current when temperature of the product reaches +20°C

## TYPICAL ELECTRICAL CHARACTERISTICS

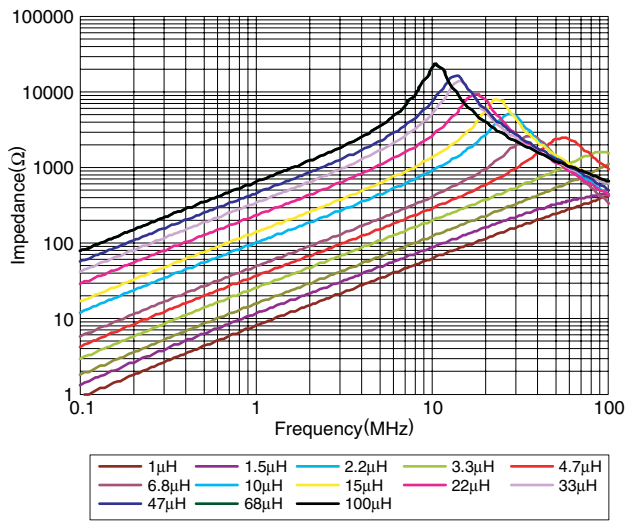
### INDUCTANCE vs. FREQUENCY CHARACTERISTICS



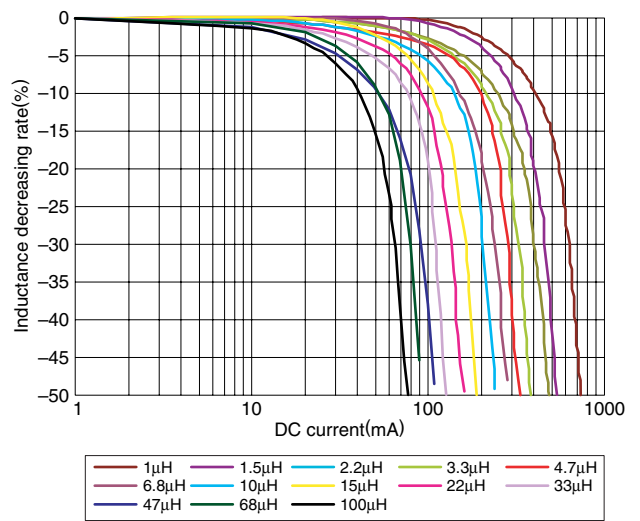
### INDUCTANCE vs. DC SUPERPOSITION CHARACTERISTICS



### TYPICAL ELECTRICAL CHARACTERISTICS IMPEDANCE vs. FREQUENCY CHARACTERISTICS



### DC SUPERPOSITION vs. INDUCTANCE DECREASING RATE



• All specifications are subject to change without notice.

## Looking for pricing, stock, or lifecycle information?

Click below to explore more details on WIN SOURCE:

- ⊖ [View GLFR2012T101M-LR on WIN SOURCE](#)
- ⊖ [TDK Corporation Information](#)

## Optimize Your Supply Chain with WIN SOURCE Solutions

- ✓ Global Sourcing Solution
- ✓ Obsolete Management
- ✓ Cost Control Management
- ✓ Shortage Management
- ✓ Alternative Solution
- ✓ Excess Inventory Management