



**THE DATASHEET OF
HB01U05S05ZC**



OBSOLETE PRODUCT

Last time buy: August 31, 2014.

[Click Here For Obsolescence Notice of February 2014.](#)

APPLICATIONS

- INDUSTRIAL PROCESS CONTROL
- DC MOTOR DRIVE
- INTRINSIC SAFETY SYSTEMS
- GROUND LOOP ELIMINATION
- MEDICAL EQUIPMENT
- PORTABLE TEST EQUIPMENT
- DATA ACQUISITION

FEATURES

- ROHS COMPLIANT
- HIGH ISOLATION
- 2500VRMS ISOLATION TEST VOLTAGE
- BARRIER 100% PRODUCTION TESTED
- LOW BARRIER CAPACITANCE - 10PF
- LOW LEAKAGE CURRENT - 2 μ A MAX
- 24-PIN SMD
- INTERNAL FILTERING
- NON-CONDUCTIVE CASE
- LOW COST
- LOW PROFILE - .375"

DESCRIPTION

The HB01UZC Series offers a wide selection of input and output voltages to choose from. Each model is offered in a 24-pin SMD package and has an input to output isolation rating of 2500Vrms making it ideal for applications requiring high isolation. The dielectric withstand characteristics of each converter are measured in production to ensure barrier integrity.

The HB01UZC Series is ideal for applications where the output is susceptible to high voltage transients, such as motor drive and industrial process control applications. The low barrier capacitance gives excellent input to output dV/dt characteristics thus protecting the input control circuitry from peak transients appearing on the output.

The HB01UZC Series uses a self-oscillating circuit design technology to realize low cost and high performance. The inherent current limiting capability of the high isolation design reduces high current stresses during start-up thus increasing the capacitive load capability while maintaining high reliability.

As with all of our DC/DC converters, surface mount construction combined with extensive qualification testing assures low cost without sacrificing quality and reliability.



For full details go to
www.murata-ps.com/rohs

ELECTRICAL SPECIFICATIONS

Specifications typical at $T_A = +25^\circ\text{C}$, nominal input voltage, rated output current unless otherwise specified.

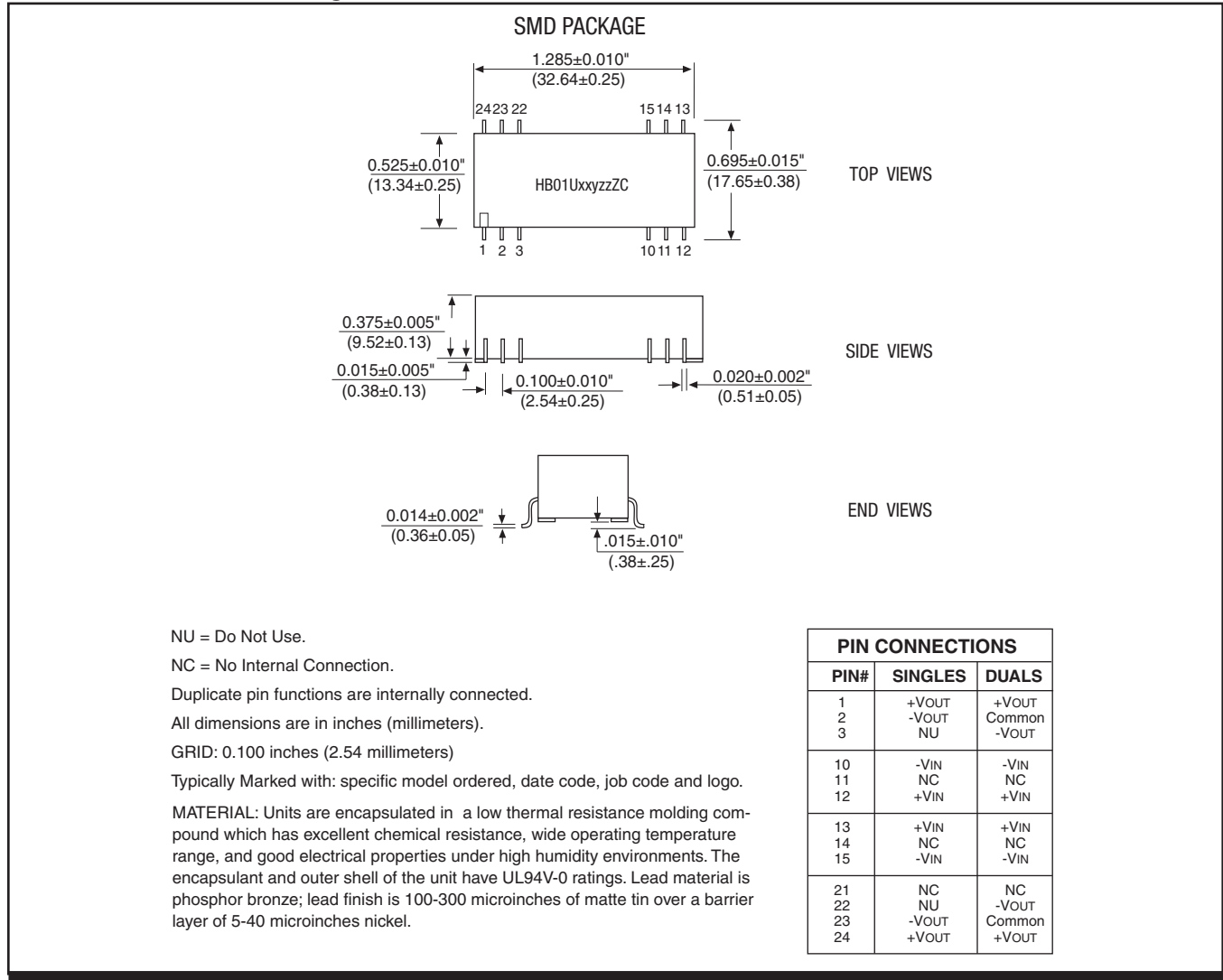
MODEL	NOMINAL INPUT VOLTAGE (V _{DC})	RATED OUTPUT VOLTAGE (V _{DC})	RATED OUTPUT CURRENT (mA)	INPUT CURRENT		EFFICIENCY (%)
				MIN LOAD (mA)	RATED LOAD (mA)	
HB01U05S05ZC/R	5	5	200	63	290	68
HB01U05S05ZC	5	5	200	63	290	68
HB01U05S12ZC	5	12	83	63	290	70
HB01U05S15ZC	5	15	67	63	290	73
HB01U12S05ZC	12	5	200	20	120	68
HB01U12S12ZC	12	12	83	20	120	70
HB01U12S15ZC	12	15	67	20	114	73
HB01U15S05ZC	15	5	200	25	98	68
HB01U15S12ZC	15	12	83	25	95	70
HB01U15S15ZC	15	15	67	25	90	73
HB01U24S05ZC	24	5	200	13	61	68
HB01U24S12ZC	24	12	83	13	60	70
HB01U24S15ZC	24	15	67	13	57	73
HB01U05D05ZC	5	±5	±100	63	290	68
HB01U05D12ZC	5	±12	±42	63	285	70
HB01U05D15ZC*	5	±15	±34	63	275	73
HB01U12D05ZC	12	±5	±100	20	123	68
HB01U12D12ZC	12	±12	±42	20	118	70
HB01U12D15ZC	12	±15	±34	20	114	73
HB01U15D05ZC	15	±5	±100	25	98	68
HB01U15D12ZC	15	±12	±42	25	95	70
HB01U15D15ZC	15	±15	±34	25	90	73
HB01U24D05ZC	24	±5	±100	13	61	68
HB01U24D12ZC	24	±12	±42	13	60	70
HB01U24D15ZC	24	±15	±34	13	57	73

*Available in tape and reel only (package quantity 1000).

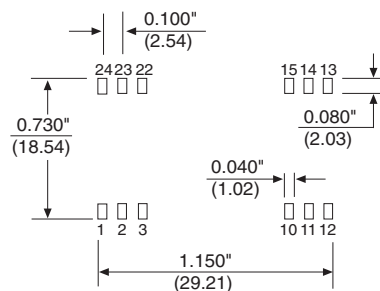
COMMON SPECIFICATIONS

Specifications typical at $T_A = +25^\circ\text{C}$, nominal input voltage, rated output current unless otherwise specified.

PARAMETER	CONDITIONS	MIN	TYP	MAX	UNITS
INPUT					
Voltage Range		4.5 10.8 13.5 20	5 12 15	5.5 13.2 16.5 30	V _{DC} V _{DC} V _{DC} mAp-p
Reflected Ripple Current			24 35		
ISOLATION					
Rated Voltage		3535			VDC
Test Voltage	60 Hz, 10 Seconds	2500			Vrms
Resistance			10		GΩ
Capacitance			10		pF
Leakage Current	$V_{ISO} = 240V_{AC}$, 60Hz		1	2	μArms
OUTPUT					
Rated Power			1		W
Voltage Setpoint Accuracy			±3	±5	%
Temperature Coefficient			±0.02		%/°C
Ripple & Noise	BW = DC to 10MHz BW = 10Hz to 2MHz		50 25		mVp-p mVrms
Line Regulation	High Line to Low Line		±1.5		%/% V _{in}
Load Regulation	See Performance Curves (Min Load = 5%)				
GENERAL					
Switching Frequency			160		kHz
Package Weight			12		g
MTTF per MIL-HDBK-217, Rev. F Ground Benign	Circuit Stress Method $T_A = +25^\circ\text{C}$		2,000,000		Hr
TEMPERATURE					
Specification		-25		+70	°C
Operation		-40		+85	°C
Storage		-40		+110	°C



RECOMMENDED LAND PATTERN



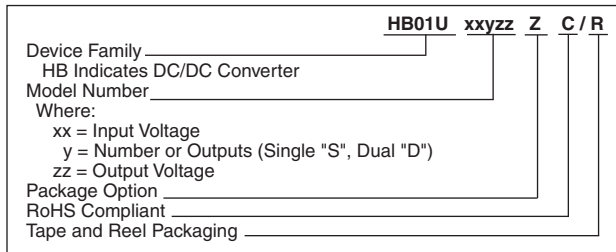
SMT SOLDERING INFORMATION

The surface mount versions of the HB01UZC series are designed for SMT reflow soldering. During this standard process devices should be heated at a rate not to exceed 3°C per second. The peak reflow temperature is 215°C. The device should not be exposed to the peak temperature ±5°C for more than 12 seconds. The cool down rate for this device should not exceed 3°C per second.

ABSOLUTE MAXIMUM RATINGS

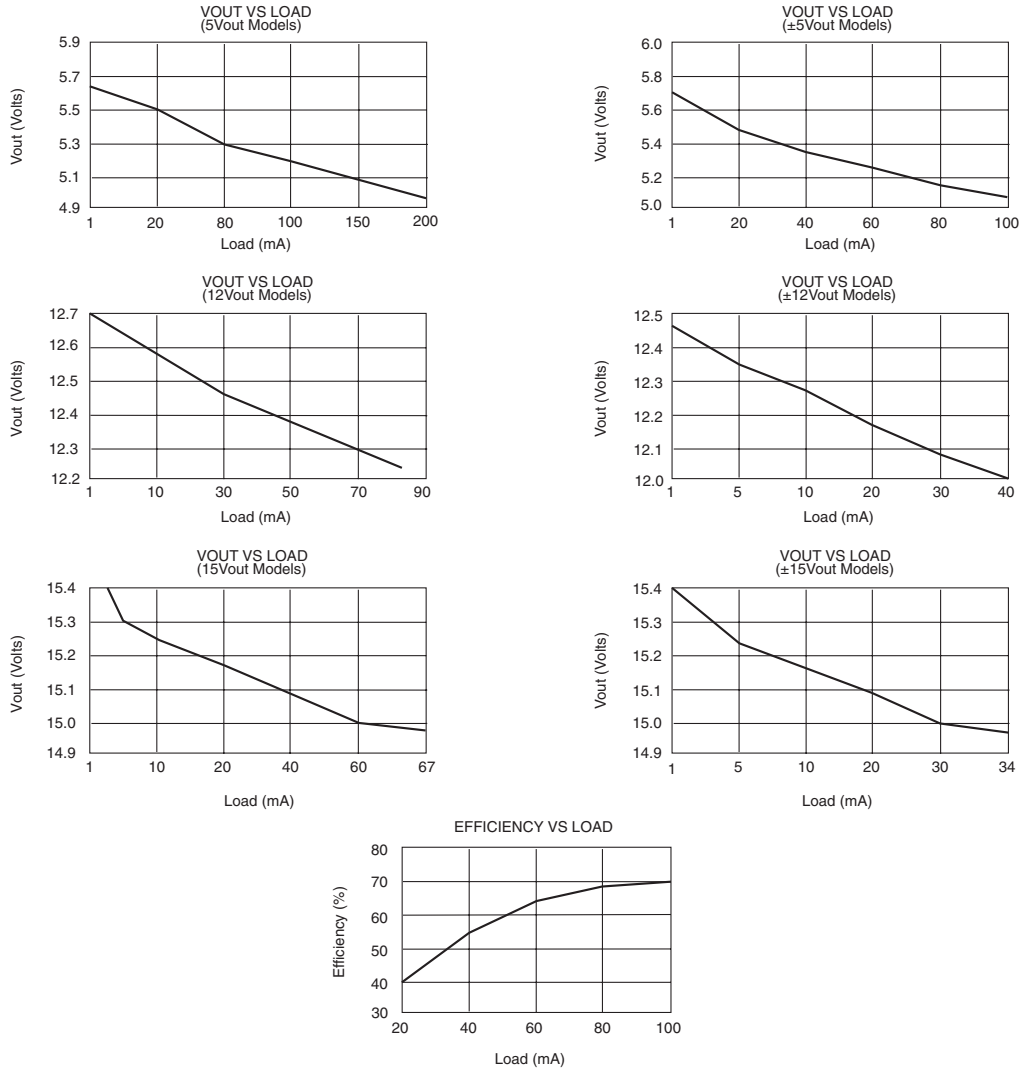
Internal Power Dissipation.....0.5 Watt
 Short Circuit Duration.....5 Min
 Lead Temperature (soldering, 10 seconds max).....+300°C*
 *Note: Refer to Reflow Profile for SMD Models.

ORDERING INFORMATION



TYPICAL PERFORMANCE CURVES

Specifications typical at $T_A = +25^\circ\text{C}$, nominal input voltage, rated output current unless otherwise specified.



Murata Power Solutions, Inc.
 11 Cabot Boulevard, Mansfield, MA 02048-1151 U.S.A.
 ISO 9001 and 14001 REGISTERED



This product is subject to the following [operating requirements](#) and the [Life and Safety Critical Application Sales Policy](#). Refer to: <http://www.murata-ps.com/requirements/>

Murata Power Solutions, Inc. makes no representation that the use of its products in the circuits described herein, or the use of other technical information contained herein, will not infringe upon existing or future patent rights. The descriptions contained herein do not imply the granting of licenses to make, use, or sell equipment constructed in accordance therewith. Specifications are subject to change without notice. © 2014 Murata Power Solutions, Inc.

Looking for pricing, stock, or lifecycle information?

Click below to explore more details on WIN SOURCE:

 [View HB01U05S05ZC on WIN SOURCE](#)

 [Murata Power Solutions Inc. Information](#)

Optimize Your Supply Chain with WIN SOURCE Solutions

-  Global Sourcing Solution
-  Obsolete Management
-  Cost Control Management
-  Shortage Management
-  Alternative Solution
-  Excess Inventory Management