



**THE DATASHEET OF  
HY22-73LF**



**DATA SHEET**

# HY22-73, HY22-73LF: 90-Degree Hybrid 2.1–2.3 GHz

**Features**

- Low cost
- Low profile
- Small SOT-6 package
- Available on tape and reel
- Available lead (Pb)-free and RoHS-compliant MSL-1 @ 260 °C per JEDEC J-STD-020

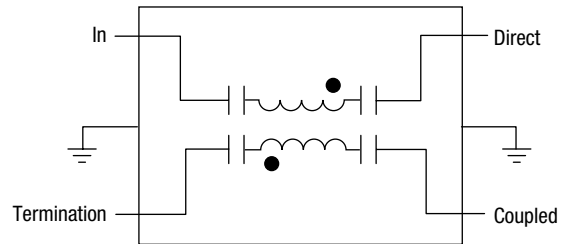
**Description**

The HY22-73 is a 50 Ω, 90-degree hybrid tuned for the 2.1–2.3 GHz band. The monolithic circuitry is 100% passive and offers low loss, high isolation and exceptional phase/amplitude balance. It is available in the SOT-6 surface mount package. HY22-73LF is packaged in a lead (Pb)-free, fully RoHS-compliant SOT-6 package and is electrically identical to HY22-73.

**NEW** Skyworks offers lead (Pb)-free, RoHS (Restriction of Hazardous Substances)-compliant packaging.



**Block Diagram**

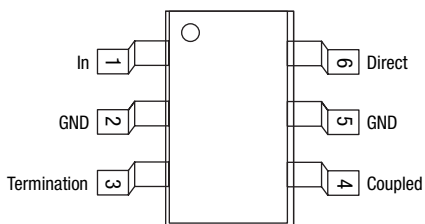


**Electrical Specifications at 25 °C**

**Z<sub>0</sub> = 50 Ω, unless otherwise noted**

Parameter	Frequency	Min.	Typ.	Max.	Unit
Frequency		2.1		2.3	GHz
Insertion loss less 3 dB split			0.55	0.7	dB
Isolation		20	23		dB
Input VSWR			1.2:1	1.5:1	
Output VSWR			1.2:1	1.5:1	
Amplitude balance			±0.4	±1.1	dB
Phase balance			±2	±4	Deg.

### Pin Out

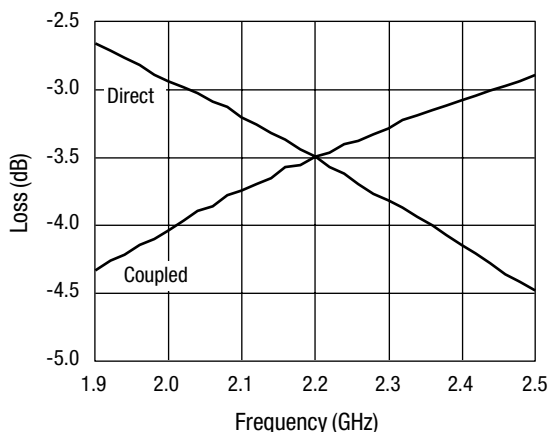


The Pin Out diagram shows the HY22-73 configured for a divider/coupler with Pin 1 as the input port and a 50 Ω termination to be placed at Pin 3. Since the HY22-73 is symmetric, any nonground pin may be used as the input port. The following table shows the possible pin connection combinations for the HY22-73 used as a divider/coupler:

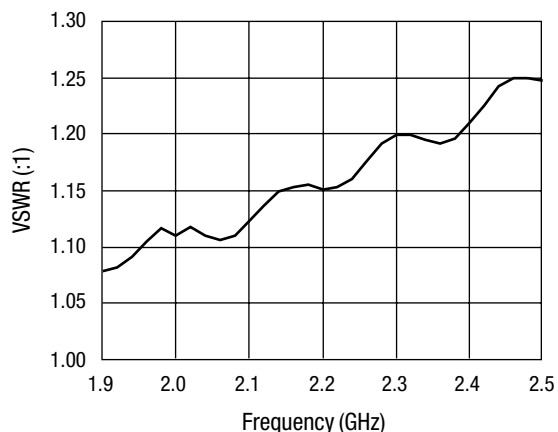
Input	Termination	Direct	Coupled
Pin 1	Pin 3	Pin 6	Pin 4
Pin 3	Pin 1	Pin 4	Pin 6
Pin 4	Pin 6	Pin 3	Pin 1
Pin 6	Pin 4	Pin 1	Pin 3

### Typical Performance Data

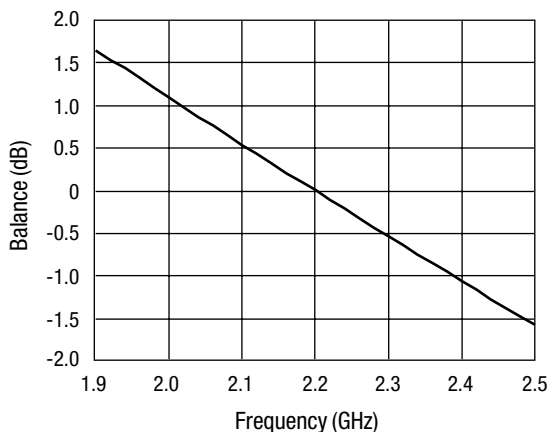
$Z_0 = 50 \Omega$ , unless otherwise noted



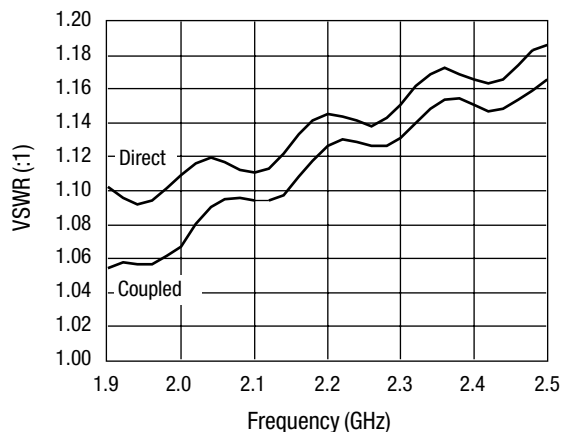
Path Losses vs. Frequency



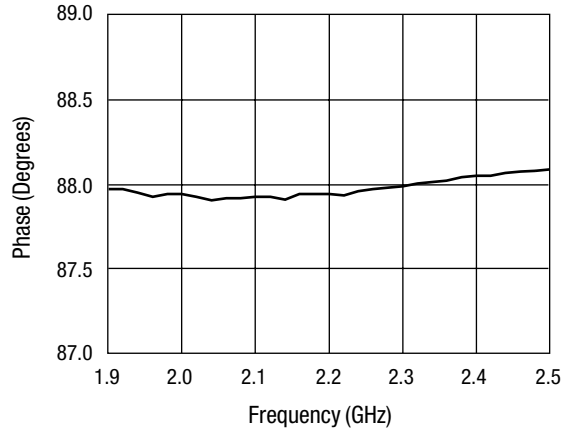
Input VSWR vs. Frequency



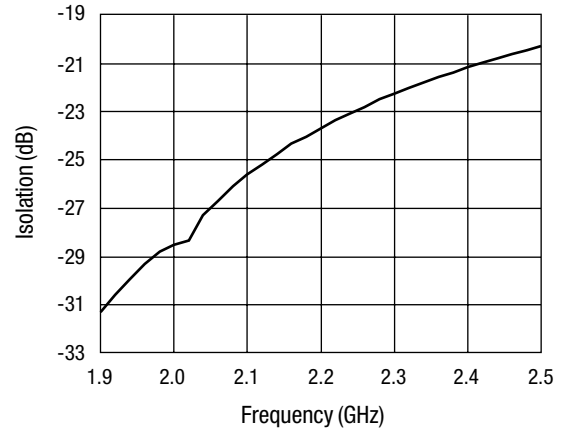
Amplitude Balance vs. Frequency



Output VSWR vs. Frequency



**Coupled-Direct Phase vs. Frequency**



**Isolation vs. Frequency**

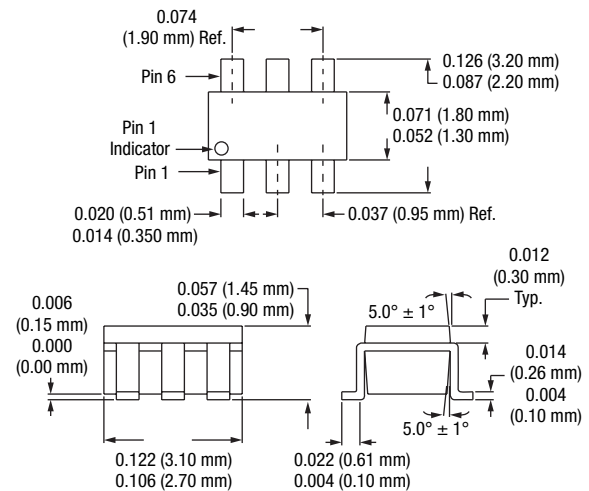
**Absolute Maximum Ratings**

Characteristic	Value
Input power <sup>(1)</sup>	2 W CW
Input power <sup>(2)</sup>	1 W CW
Operating temperature	-40 °C to +85 °C
Storage temperature	-65 °C to +150 °C

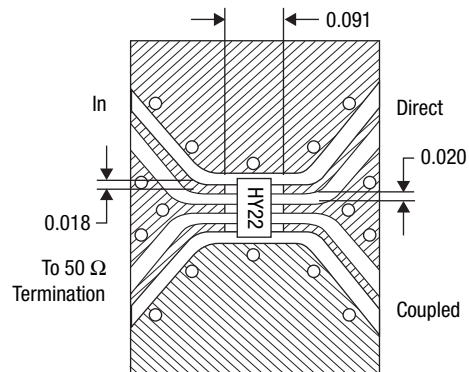
1. When used as a power divider with a 2.0:1 maximum VSWR on all ports.  
 2. When used as a power combiner with a 2.0:1 maximum VSWR on all ports.  
 Performance is guaranteed only under the conditions listed in the specifications table and is not guaranteed under the full range(s) described by the Absolute Maximum specifications. Exceeding any of the absolute maximum/minimum specifications may result in permanent damage to the device and will void the warranty.

**CAUTION:** Although this device is designed to be as robust as possible, ESD (Electrostatic Discharge) can damage this device. This device must be protected at all times from ESD. Static charges may easily produce potentials of several kilovolts on the human body or equipment, which can discharge without detection. Industry-standard ESD precautions must be employed at all times.

**SOT-6**



**Recommended Board Layout**



Material is FR-4. Dimensions are in inches.

Copyright © 2002, 2003, 2004, 2005, 2006, Skyworks Solutions, Inc. All Rights Reserved.

Information in this document is provided in connection with Skyworks Solutions, Inc. ("Skyworks") products or services. These materials, including the information contained herein, are provided by Skyworks as a service to its customers and may be used for informational purposes only by the customer. Skyworks assumes no responsibility for errors or omissions in these materials or the information contained herein. Skyworks may change its documentation, products, services, specifications or product descriptions at any time, without notice. Skyworks makes no commitment to update the materials or information and shall have no responsibility whatsoever for conflicts, incompatibilities, or other difficulties arising from any future changes.

No license, whether express, implied, by estoppel or otherwise, is granted to any intellectual property rights by this document. Skyworks assumes no liability for any materials, products or information provided hereunder, including the sale, distribution, reproduction or use of Skyworks products, information or materials, except as may be provided in Skyworks Terms and Conditions of Sale.

THE MATERIALS, PRODUCTS AND INFORMATION ARE PROVIDED "AS IS" WITHOUT WARRANTY OF ANY KIND, WHETHER EXPRESS, IMPLIED, STATUTORY, OR OTHERWISE, INCLUDING FITNESS FOR A PARTICULAR PURPOSE OR USE, MERCHANTABILITY, PERFORMANCE, QUALITY OR NON-INFRINGEMENT OF ANY INTELLECTUAL PROPERTY RIGHT; ALL SUCH WARRANTIES ARE HEREBY EXPRESSLY DISCLAIMED. SKYWORKS DOES NOT WARRANT THE ACCURACY OR COMPLETENESS OF THE INFORMATION, TEXT, GRAPHICS OR OTHER ITEMS CONTAINED WITHIN THESE MATERIALS. SKYWORKS SHALL NOT BE LIABLE FOR ANY DAMAGES, INCLUDING BUT NOT LIMITED TO ANY SPECIAL, INDIRECT, INCIDENTAL, STATUTORY, OR CONSEQUENTIAL DAMAGES, INCLUDING WITHOUT LIMITATION, LOST REVENUES OR LOST PROFITS THAT MAY RESULT FROM THE USE OF THE MATERIALS OR INFORMATION, WHETHER OR NOT THE RECIPIENT OF MATERIALS HAS BEEN ADVISED OF THE POSSIBILITY OF SUCH DAMAGE.



Skyworks products are not intended for use in medical, lifesaving or life-sustaining applications, or other equipment in which the failure of the Skyworks products could lead to personal injury, death, physical or environmental damage. Skyworks customers using or selling Skyworks products for use in such applications do so at their own risk and agree to fully indemnify Skyworks for any damages resulting from such improper use or sale.

Customers are responsible for their products and applications using Skyworks products, which may deviate from published specifications as a result of design defects, errors, or operation of products outside of published parameters or design specifications. Customers should include design and operating safeguards to minimize these and other risks. Skyworks assumes no liability for applications assistance, customer product design, or damage to any equipment resulting from the use of Skyworks products outside of stated published specifications or parameters.

Skyworks, the Skyworks symbol, and "Breakthrough Simplicity" are trademarks or registered trademarks of Skyworks Solutions, Inc., in the United States and other countries. Third-party brands and names are for identification purposes only, and are the property of their respective owners. Additional information, including relevant terms and conditions, posted at [www.skyworksinc.com](http://www.skyworksinc.com), are incorporated by reference.

## Looking for pricing, stock, or lifecycle information?

Click below to explore more details on WIN SOURCE:

-  [View HY22-73LF on WIN SOURCE](#)
-  [Skyworks Solutions Inc. Information](#)

## Optimize Your Supply Chain with WIN SOURCE Solutions

-  Global Sourcing Solution
-  Obsolete Management
-  Cost Control Management
-  Shortage Management
-  Alternative Solution
-  Excess Inventory Management