



**THE DATASHEET OF
ACMA3225-110Y**



ACMA Series

Common Mode Filters For Automotive Signal Line

Size 3225



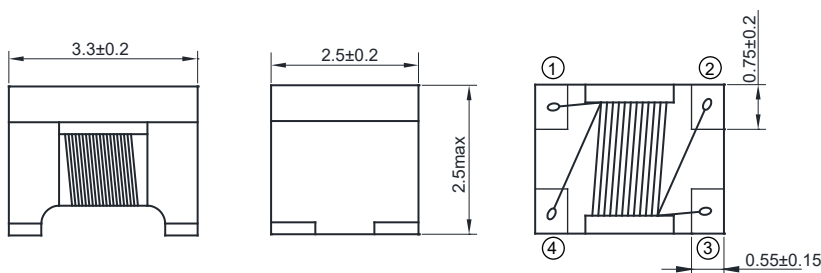
FEATURES

- Compact products, whose characteristics are equivalent to that of conventional products
- Common mode filters for Signal Line
- Operating temperature range: -55 to +150 °C
- AEC-Q200 qualified
- Quantity: 2000pcs

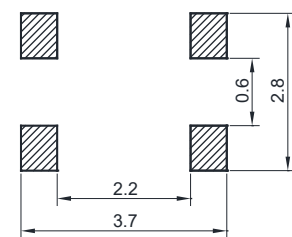
APPLICATION

- CAN-BUS, FlexRay system

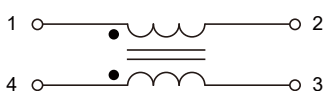
Dimensions: [mm]



Land Pattern: [mm]



Schematic:

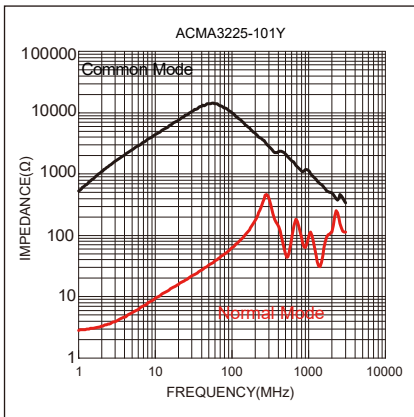
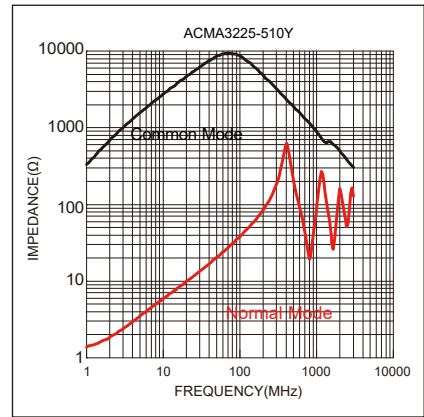
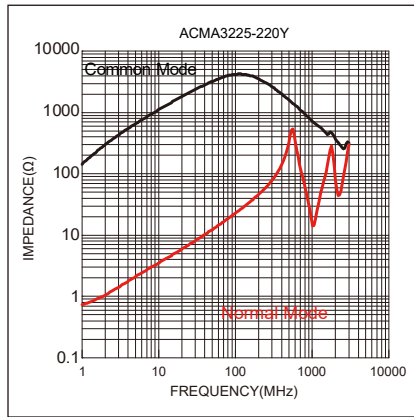
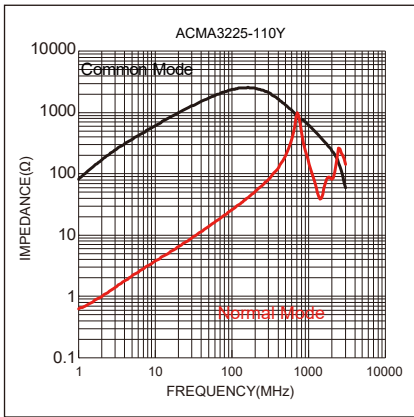


Electrical Properties:

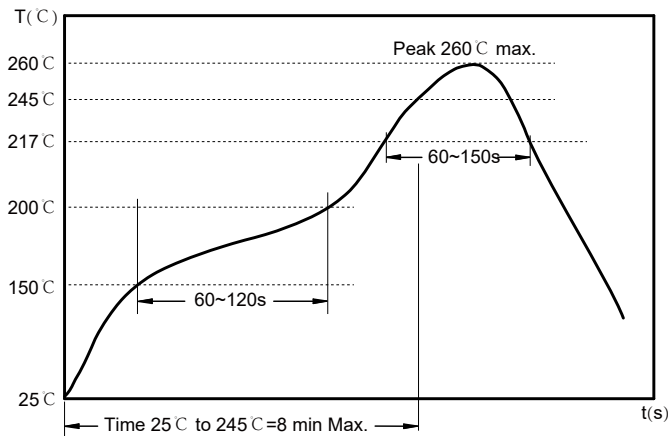
Part No	Z @ 10 MHz		L @ 100kHz/0.1V (μH)	Tol.	I _R Max. (mA)	R _{DC} Max. (Ω)	V _{DC} (Volts)	IR (MΩ)
	Min. (Ω)	Typ. (Ω)						
ACMA3225-110Y	300	550	11	+50/-30%	300	0.4	80	10
ACMA3225-220Y	500	1100	22	+50/-30%	250	0.5	80	10
ACMA3225-510Y	1000	2600	51	+50/-30%	200	0.7	80	10
ACMA3225-101Y	2200	5100	100	+50/-30%	150	1.5	80	10

I_R referring to 20K self-heating above ambient temperature

Typical Electrical Characteristics:



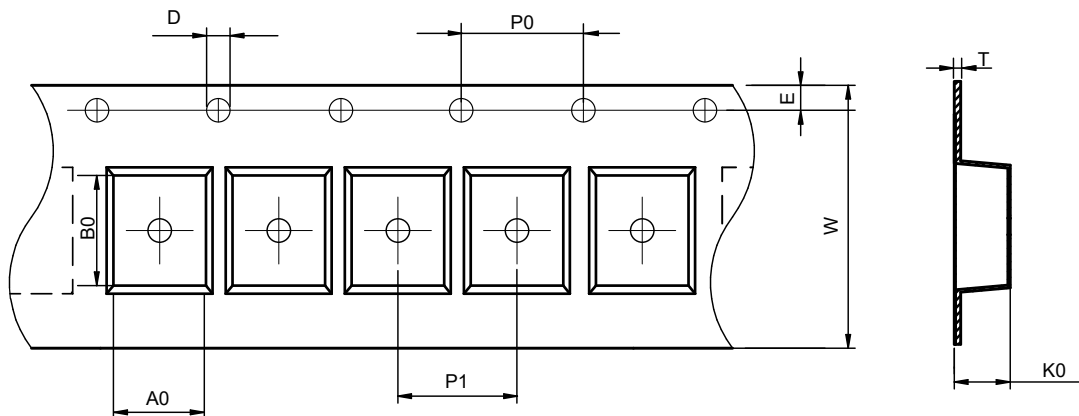
Soldering Reflow:



Preheat condition: 150 ~200 C / 60~120 sec.
 Allowed time above 217 C : 60~150 sec.
 Max temperature: 260 C.
 Allowed Reflow time: 3x max.

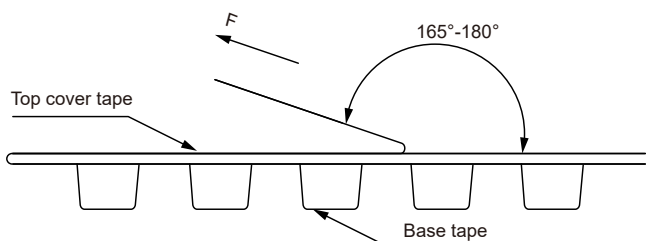
Packaging Information:

Tape Dimension:



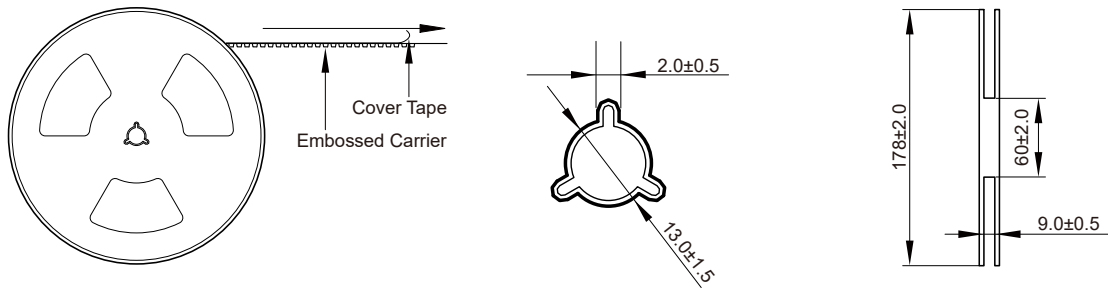
Series	A0 (mm)	B0 (mm)	D (mm)	P0 (mm)	P1 (mm)	W (mm)	K0 (mm)	E (mm)	T (mm)
ACMA3225	2.88±0.1	3.72±0.1	1.5±0.1	4.0±0.1	4.0±0.1	8.0±0.3	2.5±0.1	1.75±0.1	0.26±0.05

Peel force of top cover tape:

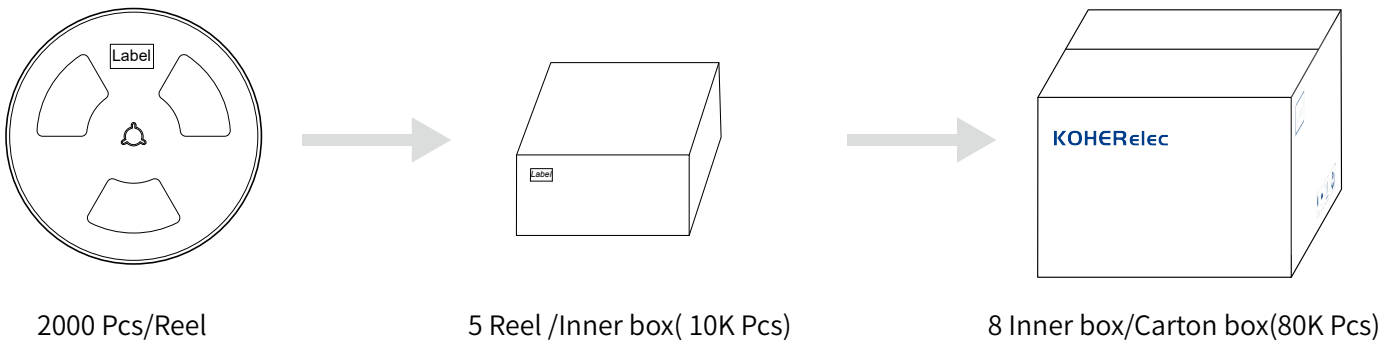


The peel force of top cover tape shall be between 0.14 to 0.78 N

Reel Dimension: [mm]



Packaging Quantity:



Cautions and Warnings:

Storage Conditions :

- The storage period is within 12 months after the completion of production. Be sure to follow the storage conditions (temperature: -5 to 35°C, humidity: 75% RH Max).If the storage period elapses, the soldering of the terminal electrodes may deteriorate.The warranty period is one year.
- Product should not be exposed to environment with high temperature, high humidity, dust, corrosive gas and etc.
- Products should be handled with care to avoid damage or contamination from perspiration and skin oils.
- Please always handle products carefully to prevent any damage caused by dropping down or inappropriate removing.

Operation Instructions:

- Self heating (temperature increase) occurs when the power is turned ON, so the tolerance should be sufficient for the set thermal design.
- Before soldering, be sure to preheat components.The preheating temperature should be set so that the temperature difference between the solder temperature and chip temperature does not exceed 150°C.
- Soldering corrections after mounting should be within the range of the conditions determined in the specifications.If overheated, a short circuit, performance deterioration, or lifespan shortening may occur.
- Generally, Koher might not be familiar with either customer's specific application or actual requests as customer does.As a result customer shall be responsible for checking and confirming whether Koher product with the performance described in the product specification is suitable for using in customer's particular application or not.

Looking for pricing, stock, or lifecycle information?

Click below to explore more details on WIN SOURCE:

- ⊖ [View ACMA3225-110Y on WIN SOURCE](#)
- ⊖ [KOHERShanghaiElectronics Co.,Ltd Information](#)

Optimize Your Supply Chain with WIN SOURCE Solutions

- ✓ Global Sourcing Solution
- ✓ Obsolete Management
- ✓ Cost Control Management
- ✓ Shortage Management
- ✓ Alternative Solution
- ✓ Excess Inventory Management