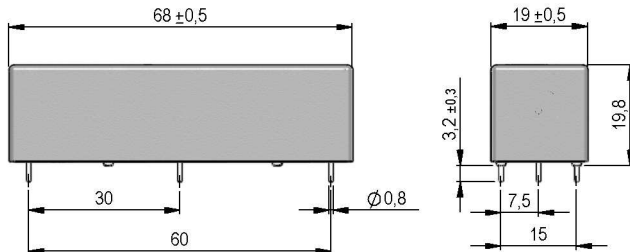
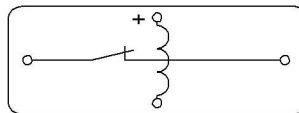



Dimensions mm[inch]
 tolerances acc. to DIN ISO 2768-m
 Toleranzen gem. DIN ISO 2768-m



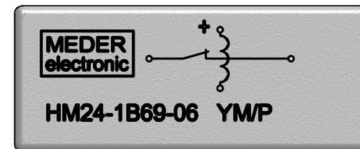
Layout
 Top view
 Draufsicht



Isometric
 Scale 1:2
 Maßstab 1:2



Marking
 according to EN60062/Factory code
 gem. EN60062/Fertigungsstätte



Coil Data at 20 °C	Conditions	Min	Typ	Max	Unit
Coil resistance		900	1.000	1.100	Ohm
Coil voltage			24		VDC
Rated power			576		mW
Thermal resistance	max. Relay temperature = operating temperature + self heating		24		K/W
Pull-In voltage				18	VDC
Drop-Out voltage		2			VDC

Contact data 69	Conditions	Min	Typ	Max	Unit
Contact rating	Any DC combination of V & A not to exceed their individual max.'s			50	W
Switching voltage	DC or Peak AC			10	kV
Switching current	DC or Peak AC			3	A
Carry current	DC or Peak AC			5	A
Contact resistance static	Measured with 40% overdrive Start Value			150	mOhm
Insulation resistance	RH <45 %, 100 V test voltage	10			TOhm
Breakdown voltage	according to EN 60255-5	11			kV DC
Operate time incl. bounce	measured with 40% overdrive			3	ms
Release time	measured with no coil excitation			1,5	ms
Capacitance	@ 10 kHz across open switch		0,8		pF

Special Product Data	Conditions	Min	Typ	Max	Unit
Number of contacts				1	
Contact - form				B - NC	
Dielectric Strength Coil/Contact	according to EN 60255-5	15			kV DC
Insulation resistance Coil/Contact	RH <45%, 200 VDC measuring voltage	1			TOhm
Case colour				gray	
Housing material				Polycarbonat	
Sealing compound				Polyurethan	
Connection pins				Copper alloy tin plated	
Reach / RoHS conformity				yes	
Remark				attention coil polarity	



Products for tomorrow...

Europe: +49 / 7731 8399 0 | Email: info@meder.com
USA: +1 / 508 295 0771 | Email: salesusa@meder.com
Asia: +852 / 2955 1682 | Email: salesasia@meder.com

Item No.:
8424569006
Item:
HM24-1B69-06

Environmental data	Conditions	Min	Typ	Max	Unit
Shock	1/2 sine, duration 11ms, in 3 axis			50	g
Vibration	from 10 - 2000 Hz			20	g
Operating temperature		-20		70	°C
Storage temperature		-35		105	°C
Soldering temperature	wave soldering max. 5 sec.			260	°C
Washability		fully sealed			

General data	Conditions	Min	Typ	Max	Unit
Total weight			50		g
Packaging		HM-relay box 10 pos. with spacing paper			

Modifications in the sense of technical progress are reserved



Designed at: 26.05.04 Designed by: EBUNKE
Last Change at: 11.09.12 Last Change by: WKOVACS

Approval at: 19.04.12 Approval by: CRUF
Approval at: 11.09.12 Approval by: CRUF

Version: 04

Looking for pricing, stock, or lifecycle information?

Click below to explore more details on WIN SOURCE:

-  [View HM24-1B69-06 on WIN SOURCE](#)
-  [Meder Electronic Information](#)

Optimize Your Supply Chain with WIN SOURCE Solutions

-  Global Sourcing Solution
-  Obsolete Management
-  Cost Control Management
-  Shortage Management
-  Alternative Solution
-  Excess Inventory Management