



COAXIAL

# High Power Amplifier

## ZHL-10W-202-S+ ZHL-10W-202X-S+

50Ω 10W 10 to 2000 MHz

### THE BIG DEAL

- High power, 10 Watt at saturation
- Class AB amplifier
- Low Current consumption
- High IP3, +47 dBm typ.
- Usable from 10 MHz to 2200 MHz
- Good gain flatness, ±2.0 dB typ.
- No damage with an open or short output load while delivering up to 10W
- Shuts off when base plate temperature exceeds +85°C



Generic photo used for illustration purposes only

Model No.	ZHL-10W-202-S+	ZHL-10W-202X-S+*
Case Style	BT1689-1	
Connectors	SMA / Solderable pins	

**+RoHS Compliant**  
 The +Suffix identifies RoHS Compliance.  
 See our website for methodologies and qualifications

### APPLICATIONS

- Cellular
- PCN
- GSM
- ISM
- Lab Test

### PRODUCT OVERVIEW

The ZHL-10W-202-S+ is a Class AB, high-power amplifier providing 10W saturated power over the 10 to 2000 MHz band, ideal for a variety of high-power test setups as well as applications including communications, radar and more. The ruggedly-designed amplifier provides unconditional stability and built-in self-protection against reverse polarity, excessive drive and overheating. The amplifier's output stage is further protected in the event of a fault condition, allowing high power operation into an OPEN or SHORT load (refer to the maximum input power specifications). Housed in a rugged aluminum alloy case measuring 4.3 x 6.7 x 1.2", the unit features SMA connectors and an optional heat sink and fan attachment for cooling.

### KEY FEATURES

Feature	Advantages
Ultra Wideband, usable from 10 to 2200 MHz	Suitable for a broad range of high-power, wideband applications, including test setups, communications and defense applications.
High gain, 50 dB	Enables signal amplification to 10W output without the need for multiple gain stages.
Built-in self-protection	In instances of potentially-damaging excessive drive current, heat buildup within the housing, unshorting of DC supply, and short or open loads at the output, an automatic sensing feature signals the unit to power down.
Unconditional stability	Provides reliable performance independent of input and load conditions.





COAXIAL

# High Power Amplifier

## ZHL-10W-202-S+ ZHL-10W-202X-S+

50Ω 10W 10 to 2000 MHz

### ELECTRICAL SPECIFICATIONS AT 25°C

Parameter	ZHL-10W-202-S+ ZHL-10W-202X-S+ <sup>▲</sup>			Units
	Min.	Typ.	Max.	
Frequency Range	10		2000	MHz
Gain <sup>1</sup>	44	50	56	dB
Gain Flatness	—	±2.0	±2.7	dB
Output Power at 3dB compression	—	+40	—	dBm
Output Power at Saturation	+39	+42	—	dBm
Noise Figure	—	10	—	dB
Output third order intercept point	+39	+45	—	dBm
Input VSWR	—	2.0	—	:1
Output VSWR	—	2.0	—	:1
DC Supply Voltage	—	28	30	V
Supply Current <sup>2</sup>	—	1.5	5.0	A

1. Small signal input power -50 dBm typ.

2. Power Supply should be capable of delivering 4A at start up.

<sup>▲</sup> Heat sink and fan not included. Alternative heat sinking and heat removal must be provided by the user to limit maximum base-plate temperature to 85°C, in order to ensure proper performance. For reference, this requires thermal resistance of user's external heat sink to be 0.4°C/W max.

### ABSOLUTE MAXIMUM RATINGS<sup>3</sup>

Parameter	Ratings
Operating Temperature	-20°C to 60°C
Storage Temperature	-55°C to 100°C
Base Plate Temperature	85°C
Input RF Power (no damage)	+5 dBm <sup>4</sup>
	-16 dBm <sup>5</sup>

3. Specifications apply to CW signals only permanent damage may occur if any of these limits are exceeded.

4. Into 50 ohm load.

5. Into open or short load





COAXIAL

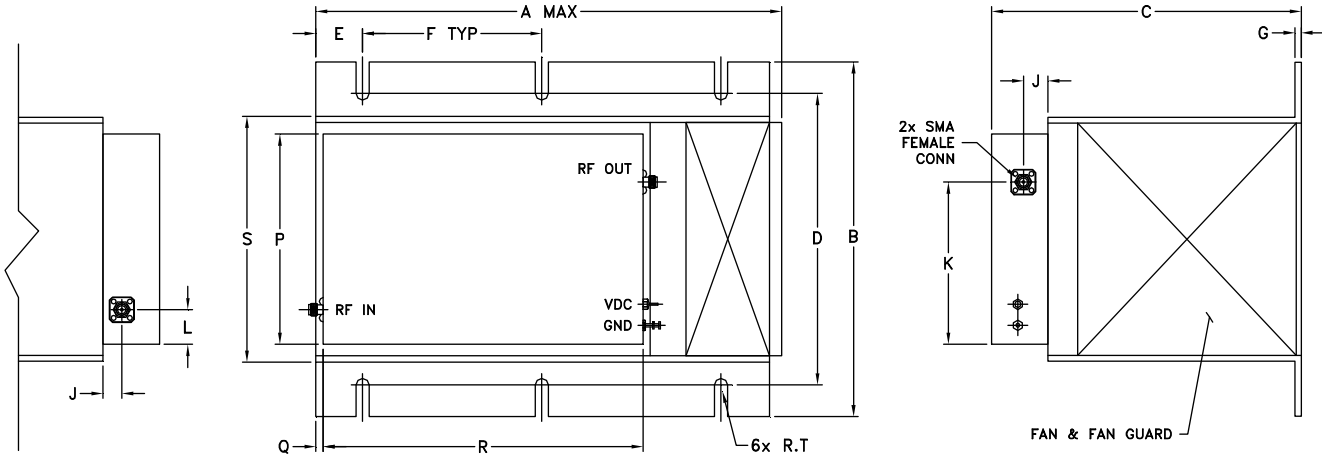
# High Power Amplifier

**ZHL-10W-202-S+**  
**ZHL-10W-202X-S+**

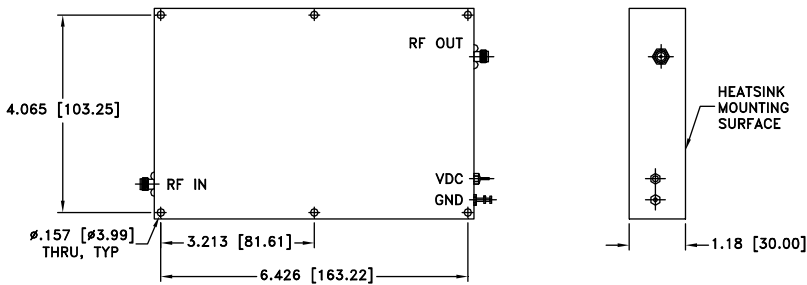
Mini-Circuits

50Ω 10W 10 to 2000 MHz

## OUTLINE DRAWING FOR MODELS WITH HEATSINK



## OUTLINE DRAWING FOR MODELS WITHOUT HEATSINK



## OUTLINE DIMENSIONS (Inch mm)

A	B	C	D	E	F	G	J	K	L	M	P	Q	R	S	T	wt
9.85	7.30	6.50	6.00	0.98	3.75	0.13	0.47	3.34	0.71	--	4.33	0.20	6.69	5.10	0.14	grams*
250.19	185.42	167.64	152.4	24.89	95.25	3.30	12.00	84.80	18.00	--	110.00	5.08	170.00	129.54	3.45	4565

\*880 grams without heatsink





COAXIAL

# High Power Amplifier

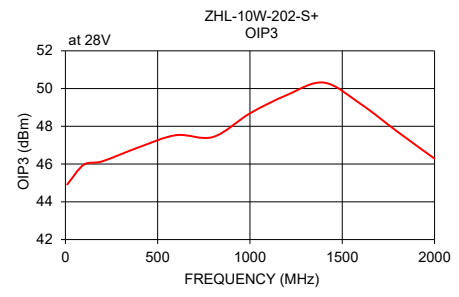
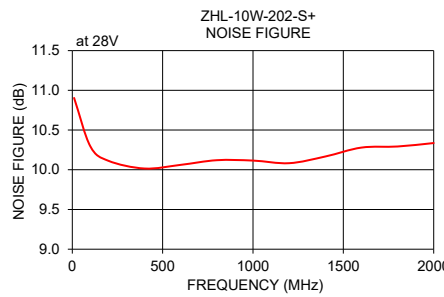
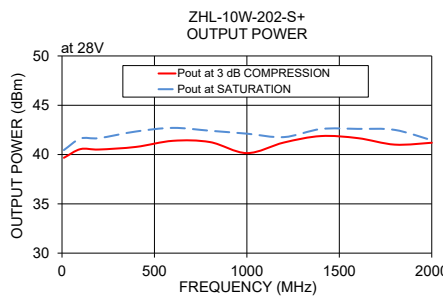
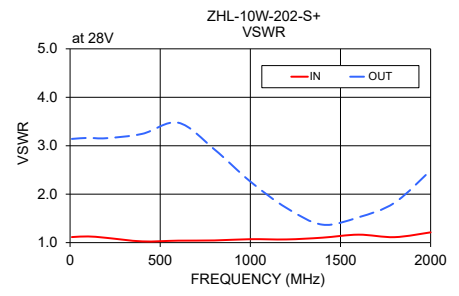
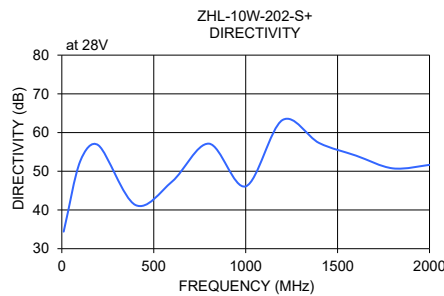
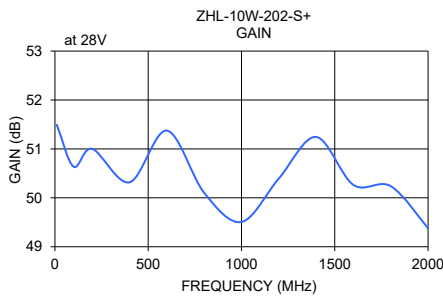
## ZHL-10W-202-S+ ZHL-10W-202X-S+

Mini-Circuits

50Ω 10W 10 to 2000 MHz

### TYPICAL PERFORMANCE DATA / GRAPHS

FREQUENCY (MHz)	GAIN (dB)	DIRECTIVITY (dB)	VSWR (:1)		NOISE FIGURE (dB)	POUT at 3 dB COMPR. (dBm)	POUT at SAT (dBm)	OUTPUT IP3 (dBm)
	28V	28V	IN	OUT	28V	28V	28V	28V
10	51.49	34.40	1.11	3.14	10.90	39.67	40.46	44.92
100	50.64	52.59	1.13	3.16	10.29	40.55	41.62	45.96
200	51.00	56.67	1.10	3.16	10.11	40.51	41.67	46.14
400	50.32	41.29	1.03	3.25	10.02	40.78	42.34	46.90
600	51.37	47.35	1.04	3.48	10.06	41.39	42.71	47.53
800	50.10	57.13	1.05	2.93	10.12	41.27	42.41	47.43
1000	49.51	46.10	1.07	2.26	10.12	40.15	42.12	48.69
1200	50.39	63.23	1.07	1.72	10.08	41.22	41.77	49.66
1400	51.24	57.29	1.10	1.37	10.17	41.88	42.59	50.32
1600	50.26	54.04	1.16	1.52	10.28	41.67	42.60	49.18
1800	50.24	50.75	1.11	1.82	10.29	41.01	42.50	47.71
2000	49.38	51.66	1.21	2.49	10.34	41.20	41.44	46.29



- NOTES**
- A. Performance and quality attributes and conditions not expressly stated in this specification document are intended to be excluded and do not form a part of this specification document.
  - B. Electrical specifications and performance data contained in this specification document are based on Mini-Circuit's applicable established test performance criteria and measurement instructions.
  - C. The parts covered by this specification document are subject to Mini-Circuits standard limited warranty and terms and conditions (collectively, "Standard Terms"); Purchasers of this part are entitled to the rights and benefits contained therein. For a full statement of the standard terms and the exclusive rights and remedies thereunder, please visit Mini-Circuits' website at [www.minicircuits.com/terms/viewterm.html](http://www.minicircuits.com/terms/viewterm.html)



## Looking for pricing, stock, or lifecycle information?

Click below to explore more details on WIN SOURCE:

 [View ZHL-10W-202-S+ on WIN SOURCE](#)

 [Mini-Circuits Information](#)

## Optimize Your Supply Chain with WIN SOURCE Solutions

-  Global Sourcing Solution
-  Obsolete Management
-  Cost Control Management
-  Shortage Management
-  Alternative Solution
-  Excess Inventory Management