


# Shielded Power Inductors – XAL1010



- High current – up to 98.8 A; very low DCR – 0.45 mOhms
- AEC-Q200 qualified
- Soft saturation makes them ideal for VRM/VRD applications.

**Core material** Composite

**Core and winding loss** See [www.coilcraft.com/coreloss](http://www.coilcraft.com/coreloss)

**Environmental** RoHS compliant, halogen free

**Terminations** RoHS compliant tin-silver (96.5/3.5) over copper. Other terminations available at additional cost.

**Weight** 5.7 – 6.3 g

**Operating voltage:** 60 V<sup>7</sup>

**Ambient temperature** –40°C to +125°C with (40°C rise) Irms current.

**Maximum part temperature** +165°C (ambient + temp rise). [Derating](#).

**Storage temperature** Component: –55°C to +165°C.

Tape and reel packaging: –55°C to +80°C

**Resistance to soldering heat** Max three 40 second reflows at +260°C, parts cooled to room temperature between cycles

**Moisture Sensitivity Level (MSL)** 1 (unlimited floor life at <30°C / 85% relative humidity)

**Packaging** 300/13" reel Plastic tape: 24 mm wide, 0.4 mm thick, 16 mm pocket spacing, 10.21 mm pocket depth

**PCB washing** Tested to MIL-STD-202 Method 215 plus an additional aqueous wash. See [Doc787\\_PCB\\_Washing.pdf](#).

Part number <sup>1</sup>	Inductance <sup>2</sup> ±20% (µH)	DCR (mOhms) <sup>3</sup>		SRF typ <sup>4</sup> (MHz)	Isat <sup>5</sup> (A)	Irms (A) <sup>6</sup>	
		typ	max			20°C rise	40°C rise
XAL1010-221ME_	0.22	0.45	0.50	115	98.8	41.0	55.5
XAL1010-451ME_	0.45	0.65	0.72	66	70.5	40.0	53.0
XAL1010-681ME_	0.68	0.87	0.96	53	62.0	36.0	48.0
XAL1010-102ME_	1.0	1.00	1.10	42	55.0	32.0	43.5
XAL1010-152ME_	1.5	1.60	1.76	33	36.6	31.0	40.5
XAL1010-222ME_	2.2	2.55	2.80	22	34.0	24.5	32.0
XAL1010-332ME_	3.3	3.70	4.10	21	27.4	18.2	25.0
XAL1010-472ME_	4.7	5.20	5.70	19	25.4	17.5	24.0
XAL1010-562ME_	5.6	6.30	6.93	16	23.6	15.7	21.2
XAL1010-682ME_	6.8	8.10	8.90	14	21.8	14.0	18.5
XAL1010-822ME_	8.2	11.70	12.90	12	18.3	12.9	17.1
XAL1010-103ME_	10	13.40	14.75	11	17.5	11.5	15.5
XAL1010-153ME_	15	16.90	18.60	9	15.5	9.9	13.8

## Irms Testing

Irms testing was performed on 0.75 inch wide × 0.25 inch thick copper traces in still air.

Temperature rise is highly dependent on many factors including pcb land pattern, trace size, and proximity to other components. Therefore temperature rise should be verified in application conditions.

1. When ordering, please specify **termination** and **packaging** coded:

XAL1010-153MED

**Termination:** E = RoHS compliant tin-silver over copper.

**Special order:** T = RoHS tin-silver-copper (95.5/4/0.5) or S = non-RoHS tin-lead (63/37).

**Packaging:** D = 13" machine-ready reel. EIA-481 embossed plastic tape (300 parts per full reel). Quantities less than full reel available: in tape (not machine ready) or with leader and trailer (\$25 charge).

B = Less than full reel. In an effort to simplify our part numbering system, Coilcraft is eliminating the need for multiple packaging codes. When ordering, simply change the last letter of your part number from B to D.

2. Inductance tested at 1 MHz, 0.1 Vrms, 0 Adc.

3. DCR measured on a micro-ohmmeter.

4. SRF measured using Agilent/HP 4395A or equivalent.

5. DC current at 25°C that causes an inductance drop of 30% (typ) from its value without current.

[Click for temperature derating information.](#)

6. Current that causes the specified temperature rise from 25°C ambient. This information is for reference only and does not represent absolute maximum ratings. [Click for temperature derating information.](#)

7. Voltage capability varies by part number and in many cases may be higher than the listed voltage.

8. Electrical specifications at 25°C.

Refer to Doc 362 "Soldering Surface Mount Components" before soldering.



[www.coilcraft.com](http://www.coilcraft.com)

**US** +1-847-639-6400 [sales@coilcraft.com](mailto:sales@coilcraft.com)

**UK** +44-1236-730595 [sales@coilcraft-europe.com](mailto:sales@coilcraft-europe.com)

**Taiwan** +886-2-2264 3646 [sales@coilcraft.com.tw](mailto:sales@coilcraft.com.tw)

**China** +86-21-6218 8074 [sales@coilcraft.com.cn](mailto:sales@coilcraft.com.cn)

**Singapore** + 65-6484 8412 [sales@coilcraft.com.sg](mailto:sales@coilcraft.com.sg)

Document 804-1 Revised 12/16/25

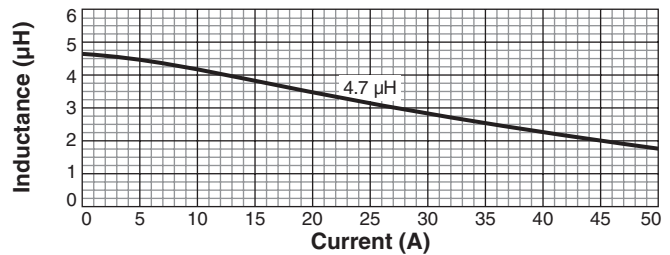
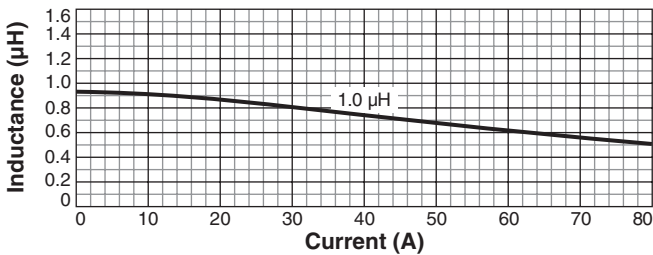
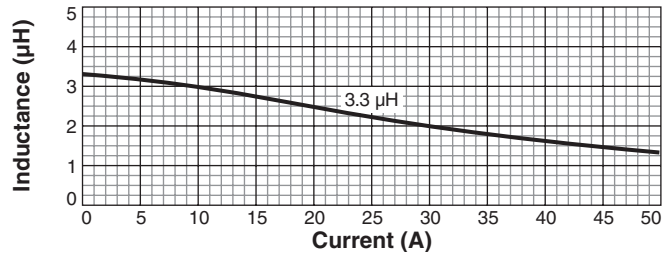
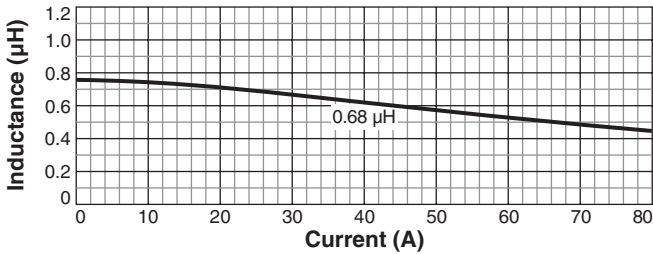
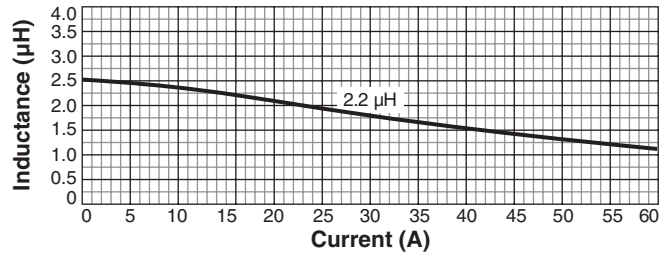
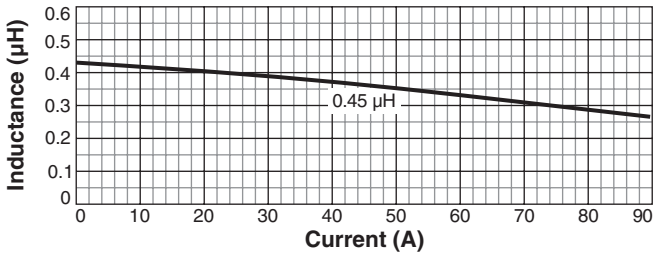
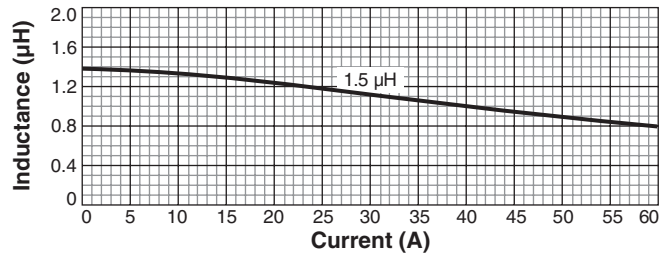
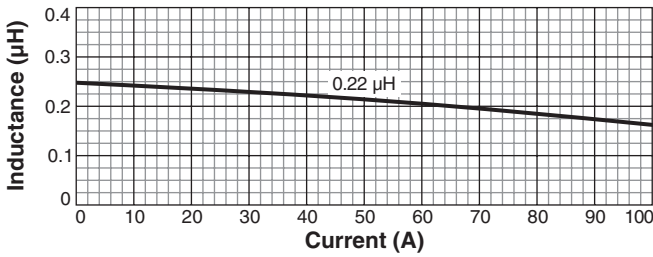
© Coilcraft Inc. 2025

This product may not be used in medical or high risk applications without prior Coilcraft approval. Specification subject to change without notice. Please check web site for latest information.

# HIGH TEMPERATURE

## Shielded Power Inductors – XAL1010

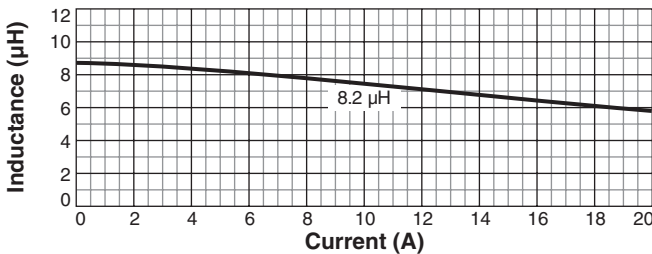
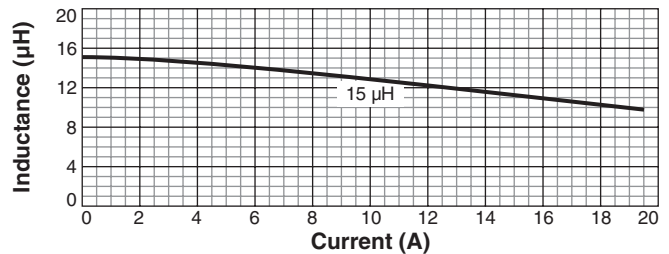
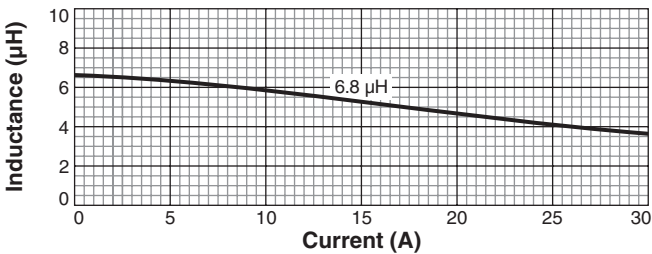
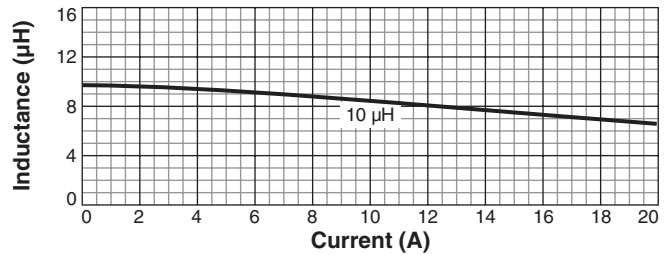
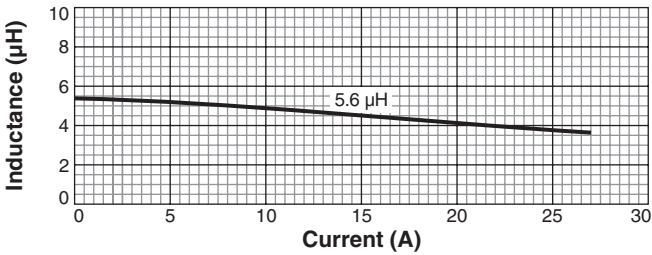
### Typical L vs Current



# HIGH TEMPERATURE

## Shielded Power Inductors – XAL1010

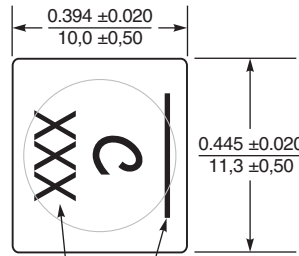
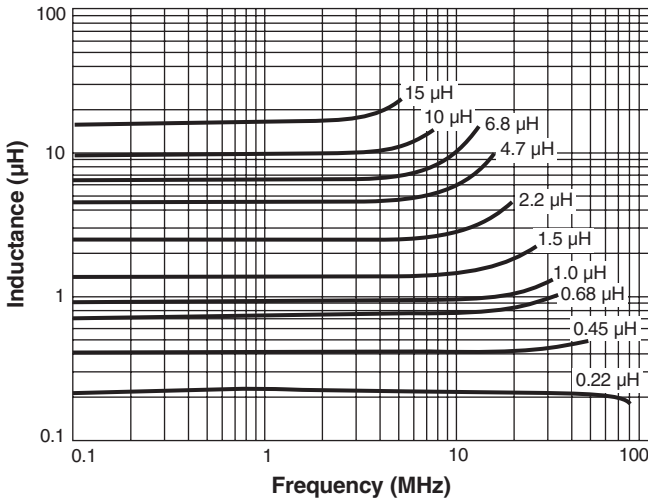
### Typical L vs Current



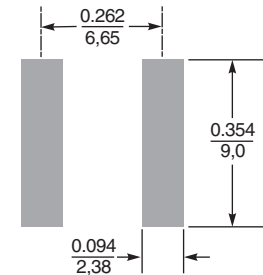
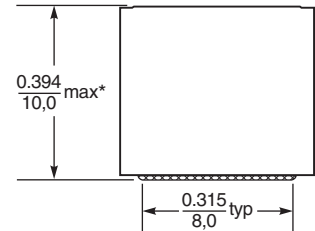
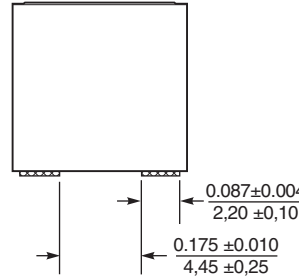
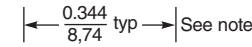
# HIGH TEMPERATURE

## Shielded Power Inductors – XAL1010

### Typical L vs Frequency



Dash number  
Indicates direction of terminals and start (short) lead. Connect high dv/dt here for lowest EMI.



**Recommended Land Pattern**

\* For optional tin-lead and tin-silver-copper terminations, dimensions are for the mounted part. Dimensions before mounting can be an additional 0.005 inch / 0.13 mm

**Note:**  
Parts manufactured prior to March, 2014 may have a raised circular portion on top. The maximum height is the same for all parts.

Dimensions are in  $\frac{\text{inches}}{\text{mm}}$



## Looking for pricing, stock, or lifecycle information?

Click below to explore more details on WIN SOURCE:

 [View XAL1010-103MEB on WIN SOURCE](#)

 [Coilcraft Information](#)

## Optimize Your Supply Chain with WIN SOURCE Solutions

-  Global Sourcing Solution
-  Obsolete Management
-  Cost Control Management
-  Shortage Management
-  Alternative Solution
-  Excess Inventory Management