

DC-20 GHz Flip Chip Resistive Divider

PDR06390

DESCRIPTION

A flip chip solder surface mount resistive divider ideal for applications where small size and broad band performance are critical for success. The splitter offers low excessive loss from DC to 20GHz in addition to 20dB of return loss on all ports. This component is ideal for test and measurement and optical applications.

FEATURES

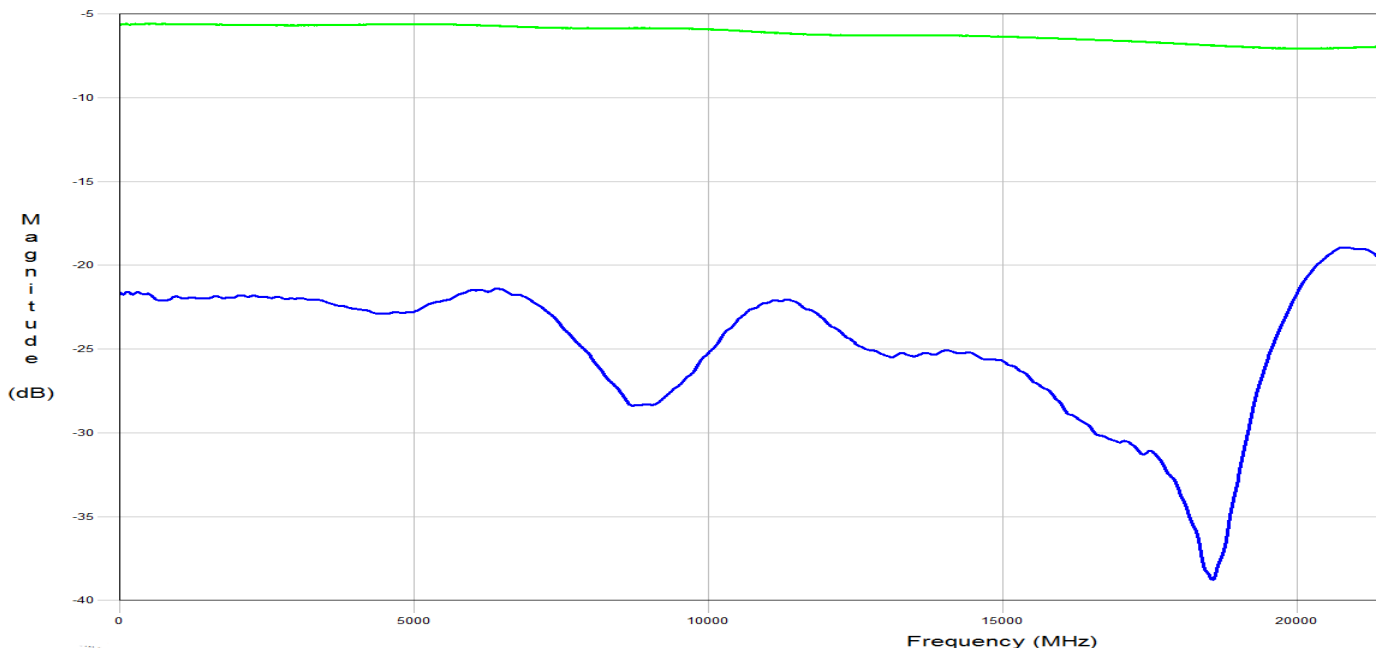
- Small Size
- Excellent Repeatability
- Frequency Stable over Temperature
- Flip Chip Solder Surface Mountable
- Moisture Sensitivity Level: MSL1
- Operating & Storage Temp: -55°C to +125°C
- Characteristic Impedance: 50Ω

SPECIFICATIONS*

Passband (GHz)	DC to 20GHz
Excess Insertion Loss (dB)	1.0 dB typ @ 25°C
Return Loss (dB)	20.0dB typ @ 25°C
Size (LxWxH)	0.075 x 0.070 x 0.010 in 1.905 x 1.778 x 0.254 mm

*Electrical specifications based on anticipated performance judged from simulation data. Final specification TBD.

Typical Measured Performance

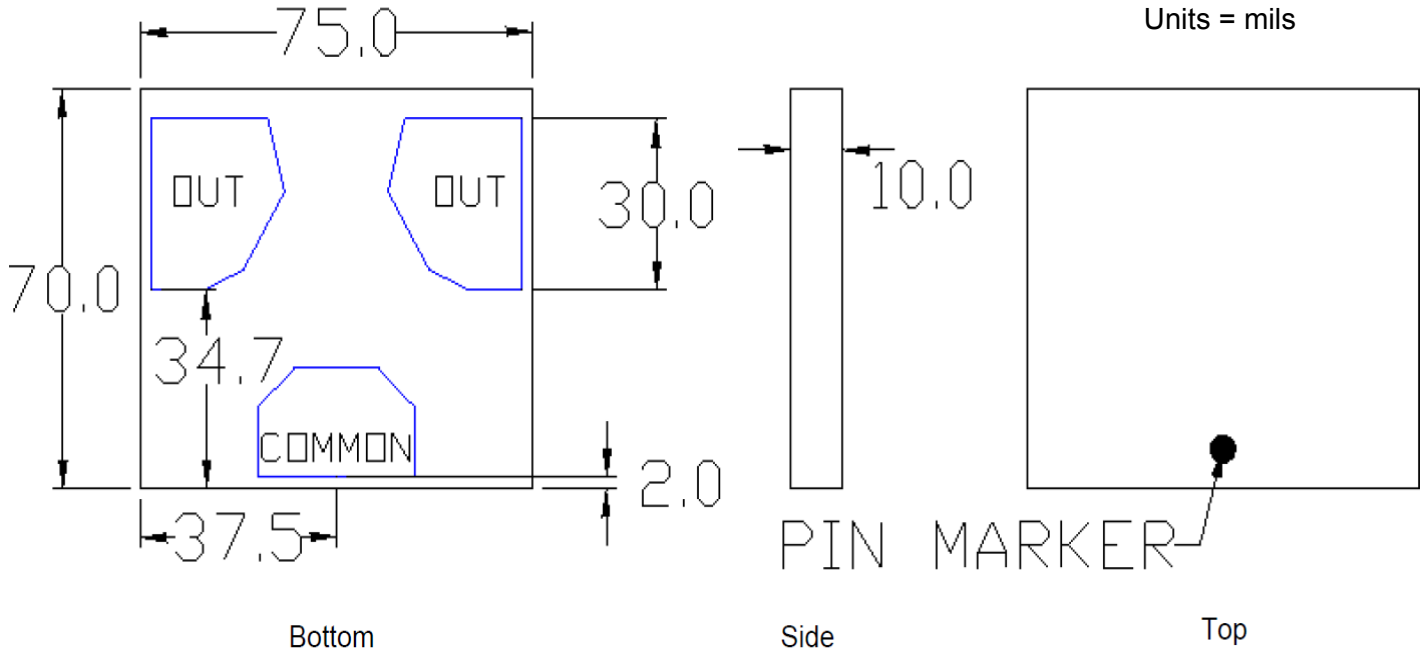


DC-20 GHz Flip Chip Resistive Divider

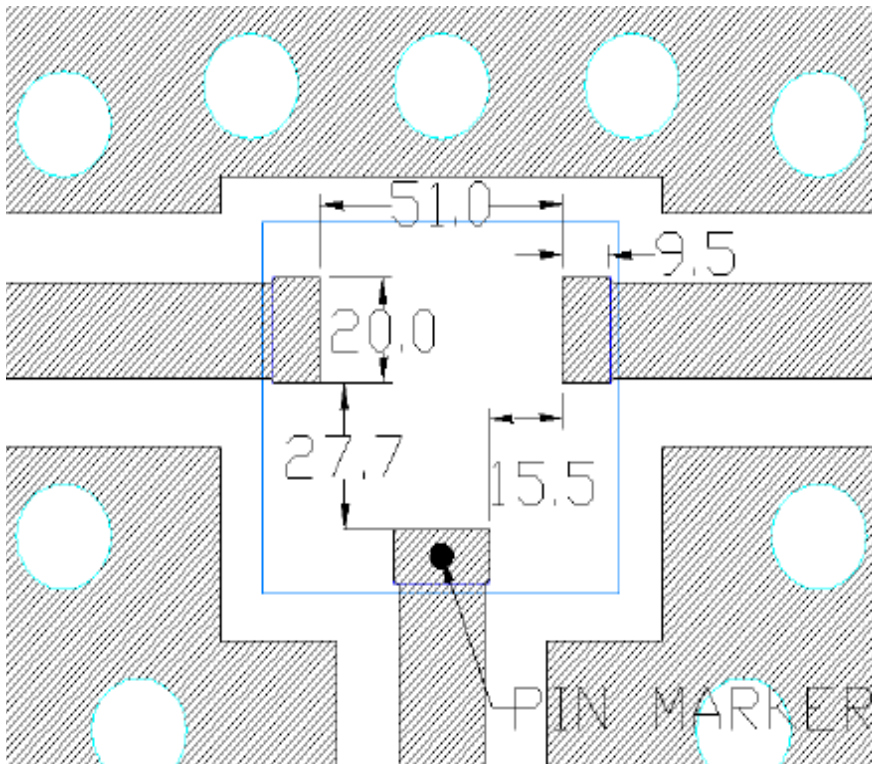
PDR06390

COMPEX • DLI • JOHANSON MFG
NOVACAP • SYFER • VOLTRONICS
www.knowlescapacitors.com

Physical Dimensions



Recommended PCB Layout





- 50Ω trace dimensions are application specific.
- Ensure adequate grounding beneath the part.



Looking for pricing, stock, or lifecycle information?

Click below to explore more details on WIN SOURCE:

-  [View PDR06390 on WIN SOURCE](#)
-  [Knowles Dielectric Labs Information](#)

Optimize Your Supply Chain with WIN SOURCE Solutions

-  Global Sourcing Solution
-  Obsolete Management
-  Cost Control Management
-  Shortage Management
-  Alternative Solution
-  Excess Inventory Management