

DC Pass, High Power

# Power Splitter/Com-

# ZN2PD-183W-S+

2 Way-0° 50Ω 500 to 18000 MHz

## The Big Deal

- Super wideband, 0.5 to 18 GHz
- Low insertion loss, 0.8 dB typ.
- High Isolation, 24 dB typ.
- 20W power handling
- Low amplitude unbalance, 0.05 dB



CASE STYLE: UU2624-5

## Product Overview

Mini-Circuits' ZN2PD-183W-S+ is a super wideband 2-way 0° splitter/combiner providing coverage from 0.5 to 18 GHz, supporting a wide range of applications including L-Band, S-Band, C-Band, X-Band and many more. This model provides 20W power handling as a splitter and very low insertion loss across the entire operating frequency range, minimizing power dissipation and delivering excellent signal power transmission from input to output. The ZN2PD-183W-S+ comes housed in a case measuring 4.75 x 1.00 x 0.5" with SMA connectors.

## Key Features

Feature	Advantages
Ultra-wideband, 0.5 to 18 GHz	Extremely wide frequency range supports many broadband applications in a single model.
Low insertion loss, 0.8 dB typ. at 13 GHz	The combination of 20W power handling and low insertion loss makes this model a suitable candidate for distributing signals while maintaining excellent transmission of signal power.
High isolation, 24 dB typ. at 13 GHz	Minimizes interference between ports.
High power handling: <ul style="list-style-type: none"><li>• 20W as a splitter at 25°C</li><li>• 1.5W as a combiner</li></ul>	The ZC2PD-183W-S+ is suitable for systems with a wide range of power requirements.
Low amplitude unbalance, 0.05 dB at 13 GHz	Produces nearly equal output signals, ideal for parallel path and multichannel systems.
DC Passing, 630mA	Supports applications where DC power is needed through the RF line.

### Notes

- A. Performance and quality attributes and conditions not expressly stated in this specification document are intended to be excluded and do not form a part of this specification document.  
B. Electrical specifications and performance data contained in this specification document are based on Mini-Circuit's applicable established test performance criteria and measurement instructions.  
C. The parts covered by this specification document are subject to Mini-Circuits standard limited warranty and terms and conditions (collectively, "Standard Terms"); Purchasers of this part are entitled to the rights and benefits contained therein. For a full statement of the Standard Terms and the exclusive rights and remedies thereunder, please visit Mini-Circuits' website at [www.minicircuits.com/MCLStore/terms.jsp](http://www.minicircuits.com/MCLStore/terms.jsp)



# DC Pass, High Power Power Splitter/Com-

2 Way-0° 50Ω 500 to 18000 MHz

## ZN2PD-183W-S+



Generic photo used for illustration purposes only

CASE STYLE: UU2624-5

Connectors Model  
SMA-Fem ZN2PD-183W-

+RoHS Compliant  
The +Suffix identifies RoHS Compliance. See our web site for RoHS Compliance methodologies and qualifications

### Maximum Ratings

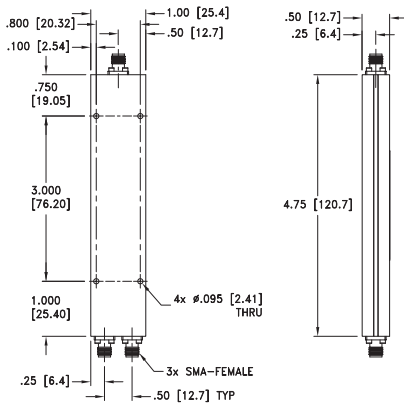
Operating Temperature	-55°C to 100°C
Storage Temperature	-55°C to 100°C
Power Input (as a splitter)	20W max.
Internal Dissipation	1.5W max.
DC Current	630 mA

Permanent damage may occur if any of these limits are exceeded.

### Coaxial Connec-

Sum Port	S
Port 1	1
Port 2	2

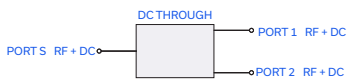
### Outline Drawing



Weight: 105 grams

Dimensions are in inches (mm). Tolerances: 2 Pl. ±.03; 3 Pl. ±.015

### Electrical Schematic



### Features

- Super wideband, 500 - 18000 MHz
- Low insertion loss, 0.8 dB typ.
- Low amplitude unbalance, 0.05 dB typ.
- Excellent VSWR, 1.11:1 typ.
- High isolation, 24 dB typ.

### Applications

- Fixed satellite
- Mobile
- Space research

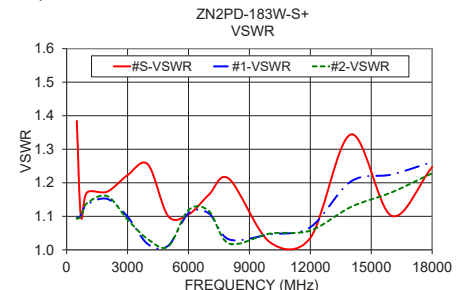
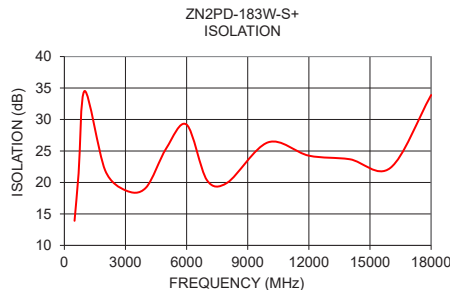
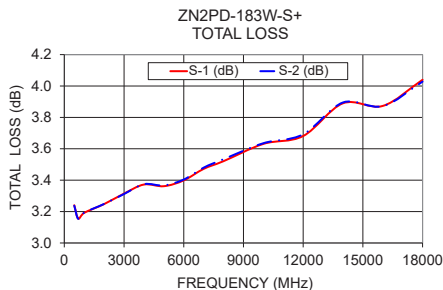
### Electrical Specifications at

Parameter	Frequency (MHz)	Min.	Typ.	Max.	Unit
Frequency Range		500		18000	MHz
Insertion Loss Above 3dB	500-5000		0.3	1.0	dB
	5000-10000		0.5	1.2	
	10000-15000		0.8	1.6	
	10000-18000		1.0	1.9	
	10000-18000		1.0	1.9	
Amplitude Unbalance	500-5000		0.02	0.7	dB
	5000-10000		0.02	0.7	
	10000-15000		0.05	0.7	
	10000-18000		0.07	0.7	
	10000-18000		0.07	0.7	
*Phase Unbalance	500-5000		0.3	6	Degree
	5000-10000		0.8	6	
	10000-15000		1.1	6	
	10000-18000		1.4	6	
	10000-18000		1.4	6	
Isolation	500-600	12.5	16		dB
	600-5000	14	24		
	5000-10000	14	24		
	10000-15000	14	24		
	10000-18000	14	26		
VSWR(Port S)	500-5000		1.14	1.8	
	5000-10000		1.11	1.8	
	10000-15000		1.12	1.8	
	10000-18000		1.10	1.8	
	10000-18000		1.10	1.8	
VSWR(Port 1-2)	500-5000		1.09	1.6	:1
	5000-10000		1.06	1.6	
	10000-15000		1.10	1.6	
	10000-18000		1.10	1.6	
	10000-18000		1.15	1.6	

### Typical Performance Data

Frequency (MHz)	Total Loss <sup>1</sup> (dB)		Amplitude Unbalance (dB)	Isolation (dB)	Phase Unbalance (deg.)	VSWR S	VSWR 1	VSWR 2
	S-1	S-2						
500	3.24	3.24	0.00	13.91	0.06	1.38	1.09	1.09
700	3.15	3.15	0.00	21.44	0.06	1.10	1.10	1.10
1000	3.19	3.19	0.00	34.53	0.09	1.17	1.13	1.14
2000	3.25	3.25	0.00	21.94	0.12	1.17	1.15	1.16
3000	3.31	3.31	0.00	18.75	0.24	1.22	1.10	1.09
4000	3.37	3.37	0.00	19.15	0.35	1.26	1.02	1.03
5000	3.36	3.37	0.00	25.41	0.35	1.10	1.01	1.01
6000	3.40	3.40	0.01	29.18	0.47	1.11	1.11	1.12
7000	3.47	3.48	0.01	20.35	0.53	1.16	1.11	1.12
8000	3.52	3.53	0.01	19.97	0.57	1.21	1.03	1.02
10000	3.63	3.64	0.00	26.37	0.68	1.02	1.05	1.05
12000	3.68	3.69	0.01	24.25	0.89	1.04	1.07	1.06
14000	3.89	3.90	0.01	23.69	0.86	1.34	1.20	1.13
16000	3.87	3.87	0.00	22.31	0.85	1.10	1.22	1.17
18000	4.04	4.03	0.01	33.88	0.93	1.25	1.26	1.23

1. Total Loss = Insertion Loss + 3dB splitter theoretical loss.





#### Notes

- Performance and quality attributes and conditions not expressly stated in this specification document are intended to be excluded and do not form a part of this specification document.
- Electrical specifications and performance data contained in this specification document are based on Mini-Circuit's applicable established test performance criteria and measurement instructions.
- The parts covered by this specification document are subject to Mini-Circuit's standard limited warranty and terms and conditions (collectively, "Standard Terms"); Purchasers of this part are entitled to the rights and benefits contained therein. For a full statement of the Standard Terms and the exclusive rights and remedies thereunder, please visit Mini-Circuit's website at [www.minicircuits.com/WCLStore/terms.jsp](http://www.minicircuits.com/WCLStore/terms.jsp)



## Looking for pricing, stock, or lifecycle information?

Click below to explore more details on WIN SOURCE:

-  [View ZN2PD-183W-S+ on WIN SOURCE](#)
-  [Mini-Circuits Information](#)

## Optimize Your Supply Chain with WIN SOURCE Solutions

-  Global Sourcing Solution
-  Obsolete Management
-  Cost Control Management
-  Shortage Management
-  Alternative Solution
-  Excess Inventory Management