



**THE DATASHEET OF
VCH4AG150R4MATWA**



AntennaGuard® Series Sub pF

Ultra-low Capacitance Multilayer Varistors


ESD Protection for any Circuit Sensitive to Capacitance



GENERAL DESCRIPTION

KYOCERA AVX offers ultra-low capacitance ESD protection in the Sub 1pF range for use in circuits that are sensitive to capacitance. The Sub pF Varistor (SPV) is available in 0.8pF and 0.4pF capacitance values in a compact 0402 low profile package. SPV devices provide excellent response time to ESD strikes to protect sensitive circuits from over voltage conditions.

The development of new information processing technologies call for ever increasing digital system speeds. Higher speeds necessitate the use of ultra-low capacitance values in order to minimize signal distortion.



FEATURES

- High Reliability
- Capacitance <1pF
- Bi-Directional protection
- Fastest response time to ESD strikes
- Multi-strike capability
- Low insertion loss
- Low profile 0402 case size

APPLICATIONS

- Antennas
- Optics
- HDMI
- RF circuits
- FlexRay
- Portable devices
- Analog sensors
- Any circuit sensitive to capacitance

HOW TO ORDER

VC T Varistor Chip	H4 T Chip Size H2 = 0201 H4 = Thin 0402	AG T Varistor Series AntennaGuard	10 T Working Voltage 10 = 10V 15 = 15V 18 = 18V	0R8 T Capacitance 0R8 = 0.8pF 0R7 = 0.7pF 0R4 = 0.47pF	M T Tolerance M = ±20%	A T N/A	T T Termination T = Ni/Sn	W T Reel Size W = 7"	A T Reel Quantity A = 10k
--	---	--	--	---	---	-----------------------------	--	---	--

ANTENNAGUARD CATALOG PART NUMBERS/ELECTRICAL VALUES

Part Number	V _w (DC)	V _B	I _L	Cap	Cap Tolerance	3db Freq (MHz)	Case Size
VCH4AG100R8MA	≤10	125	<10 nA	0.8	±20%	5800	LP 0402
VCH4AG150R8MA	≤15	125	<10 nA	0.8	±20%	5800	LP 0402
VCH4AG150R4MA	≤15	135	<100 nA	0.47	±20%	6700	LP 0402
VCH2AG180R7MA	≤18	135	<5μA	0.7	±20%	10800	0201

- V_w (DC) DC Working Voltage (V)
- V_B Typical Breakdown Voltage (V @ 1mADC)
- I_L Typical leakage current at the working voltage
- Cap Typical capacitance (pF) @ frequency specified and 0.5VRMS
- Freq Frequency at which capacitance is measured (M = 1MHz)



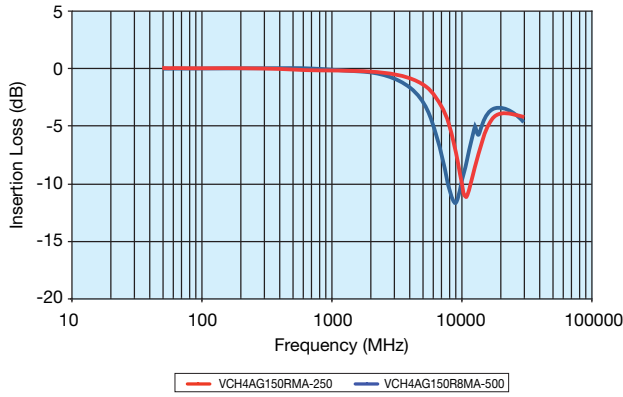
AntennaGuard® Sub pF

Ultra-low Capacitance Multilayer Varistors

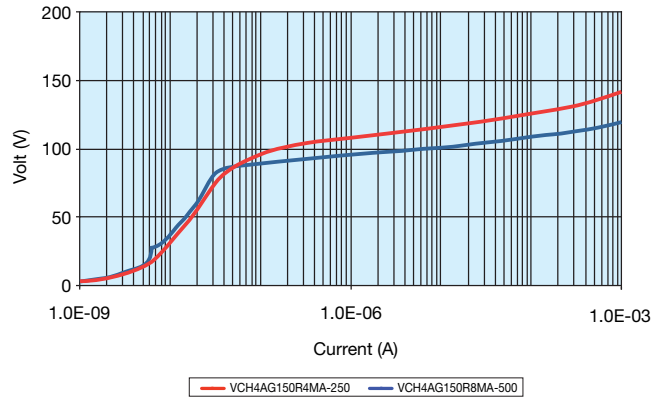
ESD Protection for any Circuit Sensitive to Capacitance



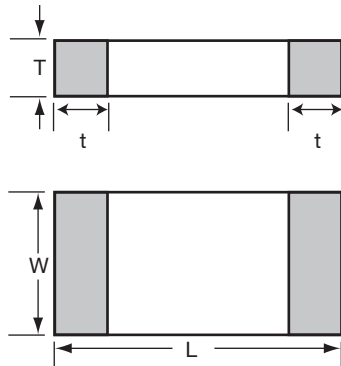
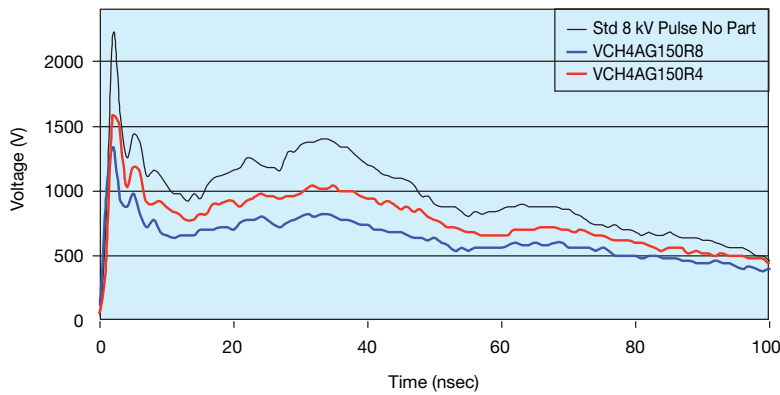
S21 TRANSMISSION CHARACTERISTICS -SPV



V/I CURVE - SPV



ESD WAVE ABSORPTION CHARACTERISTICS



mm (inches)	
Size (EIA)	0402
Length (L)	1.00 ±0.10 (0.040 ± 0.004)
Width (W)	0.50 ±0.10 (0.020 ±0.004)
Max Thickness (T)	0.35 (0.014)
Terminal (t)	0.25±0.15 (0.010±0.006)

Looking for pricing, stock, or lifecycle information?

Click below to explore more details on WIN SOURCE:

- ⊖ [View VCH4AG150R4MATWA on WIN SOURCE](#)
- ⊖ [AVX Corp/Kyocera Corp](#) Information

Optimize Your Supply Chain with WIN SOURCE Solutions

- ✓ Global Sourcing Solution
- ✓ Obsolete Management
- ✓ Cost Control Management
- ✓ Shortage Management
- ✓ Alternative Solution
- ✓ Excess Inventory Management