




**THE DATASHEET OF
QRF8-018-05.0-L-D-DP-A-GP**





(0.80 mm) .0315" PITCH • QRM8/QRF8 SERIES

QRM8
Board Mates:
QRF8

QRF8
Board Mates:
QRM8

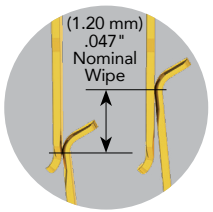
QRM8/QRF8
Cable Mates:
EQRD

SPECIFICATIONS

- Insulator Material:** Black LCP
- QRM8 Terminal Material:** Phosphor Bronze
- QRF8 Contact Material:** BeCu
- Ground Plane Material:** Phosphor Bronze
- Plating:** Au or Sn over 50 μ" (1.27 μm) Ni
- Operating Temp Range:** -55 °C to +125 °C
- Current Rating:** Contact: 3.3 A per pin (2 pins powered)
- Voltage Rating:** 215 VAC/304 VDC
- Max Cycles:** 100

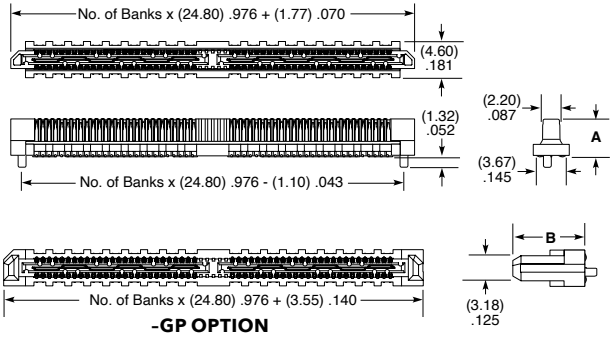
PROCESSING

- Lead-Free Solderable:** Yes
- SMT Lead Coplanarity:** (0.10 mm) .004" max (018-026) (0.15 mm) .006" max (036-078)*
- *(.004" stencil solution may be available; contact ipg@samtec.com)
- Board Stacking:** For applications requiring more than two connectors contact ipg@samtec.com



Note: Some lengths, styles and options are non-standard, non-returnable.

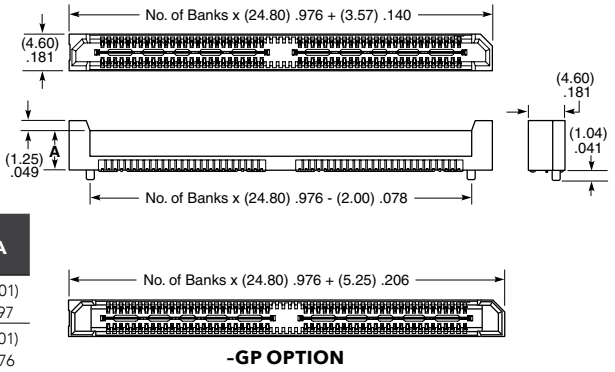
QRM8	PINS PER ROW NO. OF PAIRS	LEAD STYLE	PLATING OPTION	TYPE	A	OTHER OPTIONS	"X"R
	-026, -052, -078 (52 total pins per bank = -D)	-02.0 = 2 mm Body Height Not available with -054 & -078 Positions)	-L = 10 μ" (0.25 μm) Gold on contact, Matte Tin on tail	-D = Single-Ended -D-DP = Differential Pair		-GP = Guide Post -K = (5.00 mm) .197" DIA Polyimide Film Pick & Place Pad	Leave blank for Tray Packaging -TR = Tape & Reel -FR = Full Reel Tape & Reel (must order maximum quantity per reel; contact Samtec for quantity breaks)
	-018, -036, -054 (18 pairs per bank = -D-DP)	-05.0 = 5 mm Body Height -07.0 = 7 mm Body Height					



LEAD STYLE	A	B
-02	(4.81) .189	(6.12) .241
-05	(7.81) .307	(9.12) .359
-07	(9.78) .385	(11.12) .438

View complete specifications at: samtec.com?QRM8

QRF8	PINS PER ROW NO. OF PAIRS	LEAD STYLE	PLATING OPTION	TYPE	A	OTHER OPTIONS	"X"R
	-026, -052, -078 (52 total pins per bank = -D)	-05.0 = 5 mm Body Height -07.0 = 7 mm Body Height	-L = 10 μ" (0.25 μm) Gold on contact, Matte Tin on tail	-D = Single-Ended -D-DP = Differential Pair		-GP = Guide Post -K = (5.00 mm) .197" DIA Polyimide Film Pick & Place Pad	Leave blank for Tray Packaging -TR = Tape & Reel (Not available with -054 & -078 positions) -FR = Full Reel Tape & Reel (must order max. quantity per reel; contact Samtec for quantity breaks) (Not available with -054 & -078 positions)
	-018, -036, -054 (18 pairs per bank = -D-DP)						



LEAD STYLE	A
-05	(5.01) .197
-07	(7.01) .276

MATED HEIGHT*			
QRF8 LEAD STYLE	QRM8 LEAD STYLE		
	-02.0	-05.0	-07.0
-05	(7.00) .276	(10.00) .394	(12.00) .472
-07	(9.00) .354	(12.00) .472	(14.00) .551

*Processing conditions will affect mated height. See SO Series for board space tolerances.

View complete specifications at: samtec.com?QRF8

Looking for pricing, stock, or lifecycle information?

Click below to explore more details on WIN SOURCE:

- [View QRF8-018-05.0-L-D-DP-A-GP on WIN SOURCE](#)
- [Samtec Inc. Information](#)

Optimize Your Supply Chain with WIN SOURCE Solutions

- ✓ Global Sourcing Solution
- ✓ Obsolete Management
- ✓ Cost Control Management
- ✓ Shortage Management
- ✓ Alternative Solution
- ✓ Excess Inventory Management