




**THE DATASHEET OF
RPT-6003**





ANSI/AAMI ES60601-1 UL62368-1 BS EN/EN60601-1 BS EN/EN62368-1 IEC60601-1 TPTC004 IEC62368-1



Features

- 4"x2" compact size
Medical safety approved (2 x MOPP) according to ANSI/AAMI ES60601-1 and IEC/BS EN/EN60601-1
Suitable for BF application with appropriate system consideration
Cooling by free air convection
EMI class B for class I configuration
Extremely low leakage current
Protections: Short circuit / Overload / Over voltage
3 years warranty

Applications

- Oral irrigator
Hemodialysis machine
Medical computer monitors
Sleep apnea devices

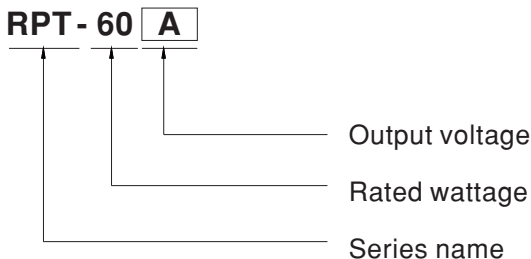
GTIN CODE

MW Search: https://www.meanwell.com/serviceGTIN.aspx

Description

RPT-60 is a 60W highly reliable green PCB type medical power supply with a high power density on the 4" by 2" footprint. It accepts 90~264VAC input and offers dual output voltages. RPT-60 is able to be used for Class I (with FG) system design. The extremely low leakage current is less than 150µA. In addition, it conforms to international medical regulations (2*MOPP) and EMC BS EN/EN55011.

Model Encoding





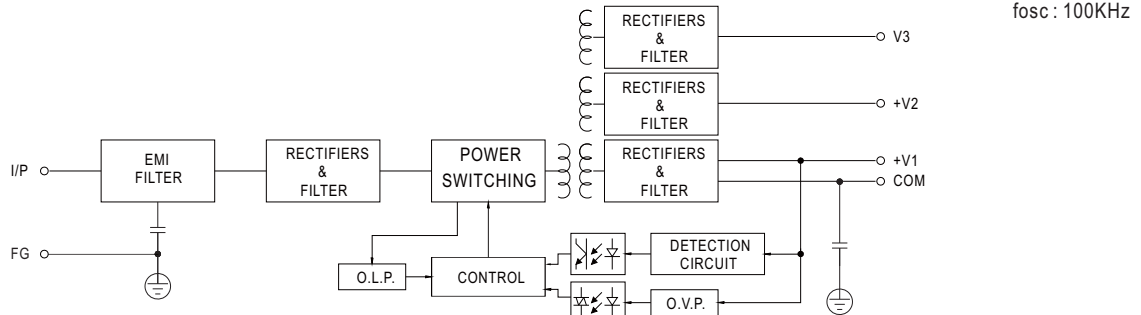
SPECIFICATION

MODEL		RPT-60A			RPT-60B			RPT-60C			
OUTPUT	OUTPUT NUMBER	CH1	CH2	CH3	CH1	CH2	CH3	CH1	CH2	CH3	
	DC VOLTAGE	5V	12V	-5V	5V	12V	-12V	5V	15V	-15V	
	RATED CURRENT	4A	2A	0.5A	4A	2A	0.5A	4A	1.5A	0.5A	
	CURRENT RANGE	0.5 ~ 4.4A	0.1 ~ 2.2A	0.1 ~ 0.55A	0.5 ~ 4.4A	0.1 ~ 2.2A	0.1 ~ 0.55A	0.5 ~ 4.4A	0.1 ~ 1.65A	0.1 ~ 0.55A	
	RATED POWER	46.5W			50W			50W			
	PEAK LOAD(10sec.) Note.2	51.15W			55W			55W			
	RIPPLE & NOISE (max.) Note.3	80mVp-p	80mVp-p	80mVp-p	80mVp-p	80mVp-p	100mVp-p	80mVp-p	100mVp-p	150mVp-p	
	VOLTAGE TOLERANCE Note.4	+3,-2%	±6.0%	+9,-8%	+3,-2%	±6.0%	+10,-6%	+3,-2%	±6.0%	±8.0%	
	LINE REGULATION	±0.5%	±1.0%	±1.0%	±0.5%	±1.0%	±2.0%	±0.5%	±2.0%	±2.0%	
	LOAD REGULATION	±1.5%	±2.0%	+5,-7%	±1.5%	±2.0%	±5.0%	±1.5%	±3.0%	±4.0%	
SETUP, RISE TIME	300ms, 15ms/230VAC			300ms, 15ms/115VAC at full load							
HOLD UP TIME (Typ.)	70ms/230VAC		15ms/115VAC at full load								
INPUT	VOLTAGE RANGE	90 ~ 264VAC		127 ~ 370VDC							
	FREQUENCY RANGE	47 ~ 63Hz									
	EFFICIENCY (Typ.)	77%			78%			79%			
	AC CURRENT (Typ.)	1.1A/115VAC		0.7A/230VAC							
	INRUSH CURRENT (Typ.)	COLD START 60A/230VAC		30A/115VAC							
LEAKAGE CURRENT Note.5	Earth leakage current < 150 μA/264VAC , Touch current < 100 μA/264VAC										
PROTECTION	OVERLOAD	115 ~ 150% rated output power Protection type : Hiccup mode, recovers automatically after fault condition is removed									
	OVER VOLTAGE	CH1: 5.75 ~ 6.75V Protection type : Shut down o/p voltage, re-power on to recover									
ENVIRONMENT	WORKING TEMP.	-20 ~ +65°C (Refer to "Derating Curve")									
	WORKING HUMIDITY	20 ~ 90% RH non-condensing									
	STORAGE TEMP., HUMIDITY	-40 ~ +85°C, 10 ~ 95% RH non-condensing									
	TEMP. COEFFICIENT	±0.03%/°C (0 ~ 45°C)									
	VIBRATION	10 ~ 500Hz, 2G 10min./1cycle, period for 60min. each along X, Y, Z axes									
OPERATING ALTITUDE Note.6	3000 meters										
SAFETY & EMC (Note 8)	SAFETY STANDARDS	IEC 60601-1:2005+A1+A2, TUV BS EN/ EN 60601-1:2006+A1+A12+A2, ANSI/AAMI ES60601-1:2005+A2, CAN/CSA C22.2 No. 60601-1:2014+A2, IEC 62368-1:2014, UL 62368-1, 2nd Ed, CSA C22.2 No. 62368-1-14, 2nd Ed, TUV BS EN/ EN 62368-1:2014+A11, EAC TP TC 004 approved									
	ISOLATION LEVEL	Primary-Secondary: 2xMOPP, Primary-Earth:1xMOPP, Secondary-Earth:1xMOPP									
	WITHSTAND VOLTAGE	I/P-O/P:4KVAC I/P-FG:2KVAC O/P-FG:1.5KVAC									
	ISOLATION RESISTANCE	I/P-O/P, I/P-FG, O/P-FG:100M Ohms / 500VDC / 25°C / 70% RH									
	EMC EMISSION	Parameter	Standard			Test Level / Note					
		Conducted emission	BS EN/EN55011 (CISPR11)			Class B					
		Radiated emission	BS EN/EN55011 (CISPR11)			Class B					
		Harmonic current	BS EN/EN61000-3-2			Class A					
		Voltage flicker	BS EN/EN61000-3-3			-----					
	EMC IMMUNITY	BS EN/EN55035, BS EN/EN60601-1-2									
		Parameter	Standard			Test Level / Note					
		ESD	BS EN/EN61000-4-2			Level 4, 15KV air ; Level 4, 8KV contact					
		RF field susceptibility	BS EN/EN61000-4-3			Level 3, 10V/m(80MHz~2.7GHz) Table 9, 9~28V/m(385MHz~5.78GHz)					
		EFT bursts	BS EN/EN61000-4-4			Level 3, 2KV					
Surge susceptibility		BS EN/EN61000-4-5			Level 4, 4KV/Line-FG ; 2KV/Line-Line						
Conducted susceptibility		BS EN/EN61000-4-6			Level 3, 10V						
Magnetic field immunity		BS EN/EN61000-4-8			Level 4, 30A/m						
Voltage dip, interruption	BS EN/EN61000-4-11			100% dip 1 periods, 30% dip 25 periods, 100% interruptions 250 periods							
OTHERS	MTBF	4415.3K hrs min. Telcordia SR-332 (Bellcore) ; 677.8K hrs min. MIL-HDBK-217F (25°C)									
	DIMENSION (L*W*H)	101.6*50.8*29mm or 4" * 2" * 1.14" inch									
	PACKING	0.15Kg; 96pcs/15.4Kg/0.89CUFT									
NOTE	<p>1. All parameters NOT specially mentioned are measured at 230VAC input, rated load and 25°C of ambient temperature.</p> <p>2. 33% Duty cycle maximum within every 30 seconds. Average output power should not exceed the rated power.</p> <p>3. Ripple & noise are measured at 20MHz of bandwidth by using a 12" twisted pair-wire terminated with a 0.1μf & 47μf parallel capacitor.</p> <p>4. Tolerance : includes set up tolerance, line regulation and load regulation.</p> <p>5. Touch current was measured from primary input to DC output.</p> <p>6. The ambient temperature derating of 3.5°C/1000m with fanless models and of 5°C/1000m with fan models for operating altitude higher than 2000m(6500ft).</p> <p>7. Length of set up time is measured at cold first start. Turning ON/OFF the power supply may lead to increase of the set up time.</p> <p>8. Heat Sink HS1,HS2 can not be shorted.</p> <p>9. The power supply is considered a component which will be installed into a final equipment. All the EMC tests are been executed by mounting the unit on a 360mm*360mm metal plate with 1mm of thickness. The final equipment must be re-confirmed that it still meets EMC directives. For guidance on how to perform these EMC tests, please refer to "EMI testing of component power supplies." (as available on https://www.meanwell.com/Upload/PDF/EMI_statement_en.pdf)</p> <p>※ Product Liability Disclaimer : For detailed information, please refer to https://www.meanwell.com/serviceDisclaimer.aspx</p>										

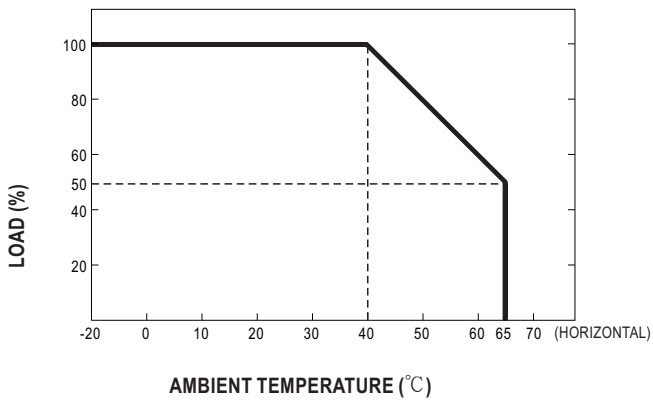
SPECIFICATION

MODEL		RPT-60D			RPT-6003			
OUTPUT	OUTPUT NUMBER	CH1	CH2	CH3	CH1	CH2	CH3	
	DC VOLTAGE	5V	24V	12V	3.3V	5V	12V	
	RATED CURRENT	3.5A	1A	0.5A	5A	3A	0.7A	
	CURRENT RANGE	0.5 ~ 3.85A	0.1 ~ 1.1A	0.1 ~ 0.55A	0.5 ~ 5.5A	0.3 ~ 3.3A	0.1 ~ 0.77A	
	RATED POWER	47.5W			39.9W			
	PEAK LOAD(10sec.) Note.2	52.25W			43.89W			
	RIPPLE & NOISE (max.) Note.3	80mVp-p	150mVp-p	80mVp-p	80mVp-p	80mVp-p	80mVp-p	
	VOLTAGE TOLERANCE Note.4	+3,-2%	±6.0%	±8.0%	+3,-2%	±8.0%	+10,-6%	
	LINE REGULATION	±0.5%	±2.0%	±2.0%	±0.5%	±1.0%	±2.0%	
	LOAD REGULATION	±1.5%	±3.0%	±4.0%	±1.5%	±2.0%	+5.5,-5%	
SETUP, RISE TIME	300ms, 15ms/230VAC 300ms, 15ms/115VAC at full load							
HOLD UP TIME (Typ.)	70ms/230VAC	15ms/115VAC at full load						
INPUT	VOLTAGE RANGE	90 ~ 264VAC	127 ~ 370VDC					
	FREQUENCY RANGE	47 ~ 63Hz						
	EFFICIENCY (Typ.)	79%			75%			
	AC CURRENT (Typ.)	1.1A/115VAC	0.7A/230VAC					
	INRUSH CURRENT (Typ.)	COLD START	60A/230VAC	30A/115VAC				
LEAKAGE CURRENT Note.5	Earth leakage current < 150 μA/264VAC , Touch current < 100 μA/264VAC							
PROTECTION	OVERLOAD	115 ~ 150% rated output power Protection type : Hiccup mode, recovers automatically after fault condition is removed						
	OVER VOLTAGE	CH1: 5.75 ~ 6.75V			CH1: 3.8 ~ 4.45V			
ENVIRONMENT	WORKING TEMP.	-20 ~ +65°C (Refer to "Derating Curve")						
	WORKING HUMIDITY	20 ~ 90% RH non-condensing						
	STORAGE TEMP., HUMIDITY	-40 ~ +85°C , 10 ~ 95% RH non-condensing						
	TEMP. COEFFICIENT	±0.03%/°C (0 ~ 45°C)						
	VIBRATION	10 ~ 500Hz, 2G 10min./1cycle, period for 60min. each along X, Y, Z axes						
	OPERATING ALTITUDE Note.6	3000 meters						
SAFETY & EMC (Note 9)	SAFETY STANDARDS	IEC 60601-1:2005+A1+A2, TUV BS EN/ EN 60601-1:2006+A1+A12+A2, ANSI/AAMI ES60601-1:2005+A2, CAN/CSA C22.2 No. 60601-1:2014+A2, IEC 62368-1:2014, UL 62368-1, 2nd Ed, CSA C22.2 No. 62368-1-14, 2nd Ed, TUV BS EN/ EN 62368-1:2014+A11, EAC TP TC 004 approved						
	ISOLATION LEVEL	Primary-Secondary: 2xMOPP, Primary-Earth:1xMOPP, Secondary-Earth:1xMOPP						
	WITHSTAND VOLTAGE	I/P-O/P:4KVAC I/P-FG:2KVAC O/P-FG:1.5KVAC						
	ISOLATION RESISTANCE	I/P-O/P, I/P-FG, O/P-FG:100M Ohms / 500VDC / 25°C / 70% RH						
	EMC EMISSION	Parameter	Standard			Test Level / Note		
		Conducted emission	BS EN/EN55011 (CISPR11)			Class B		
		Radiated emission	BS EN/EN55011 (CISPR11)			Class B		
		Harmonic current	BS EN/EN61000-3-2			Class A		
	Voltage flicker	BS EN/EN61000-3-3			----			
	EMC IMMUNITY	BS EN/EN55035, BS EN/EN60601-1-2						
		Parameter	Standard			Test Level / Note		
		ESD	BS EN/EN61000-4-2			Level 4, 15KV air ; Level 4, 8KV contact		
		RF field susceptibility	BS EN/EN61000-4-3			Level 3, 10V/m(80MHz~2.7GHz) Table 9, 9~28V/m(385MHz~5.78GHz)		
EFT bursts		BS EN/EN61000-4-4			Level 3, 2KV			
Surge susceptibility		BS EN/EN61000-4-5			Level 4, 4KV/Line-FG ; 2KV/Line-Line			
Conducted susceptibility		BS EN/EN61000-4-6			Level 3, 10V			
Magnetic field immunity		BS EN/EN61000-4-8			Level 4, 30A/m			
Voltage dip, interruption	BS EN/EN61000-4-11			100% dip 1 periods, 30% dip 25 periods, 100% interruptions 250 periods				
OTHERS	MTBF	4415.3K hrs min. Telcordia SR-332 (Bellcore) ; 677.8K hrs min. MIL-HDBK-217F (25°C)						
	DIMENSION (L*W*H)	101.6*50.8*29mm or 4" * 2" * 1.14" inch						
	PACKING	0.15Kg; 96pcs/15.4Kg/0.89CUFT						
NOTE	<p>1. All parameters NOT specially mentioned are measured at 230VAC input, rated load and 25°C of ambient temperature.</p> <p>2. 33% Duty cycle maximum within every 30 seconds. Average output power should not exceed the rated power.</p> <p>3. Ripple & noise are measured at 20MHz of bandwidth by using a 12" twisted pair-wire terminated with a 0.1μf & 47μf parallel capacitor.</p> <p>4. Tolerance : includes set up tolerance, line regulation and load regulation.</p> <p>5. Touch current was measured from primary input to DC output.</p> <p>6. The ambient temperature derating of 3.5°C/1000m with fanless models and of 5°C/1000m with fan models for operating altitude higher than 2000m(6500ft).</p> <p>7. Length of set up time is measured at cold first start. Turning ON/OFF the power supply may lead to increase of the set up time.</p> <p>8. Heat Sink HS1,HS2 can not be shorted.</p> <p>9. The power supply is considered a component which will be installed into a final equipment. All the EMC tests are been executed by mounting the unit on a 360mm*360mm metal plate with 1mm of thickness. The final equipment must be re-confirmed that it still meets EMC directives. For guidance on how to perform these EMC tests, please refer to "EMI testing of component power supplies." (as available on https://www.meanwell.com/Upload/PDF/EMI_statement_en.pdf)</p> <p>※ Product Liability Disclaimer : For detailed information, please refer to https://www.meanwell.com/serviceDisclaimer.aspx</p>							

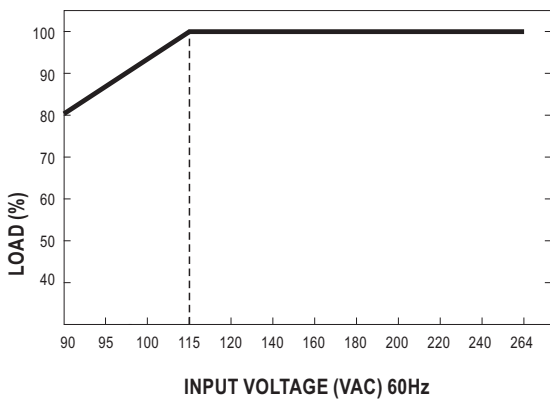
■ Block Diagram



■ Derating Curve

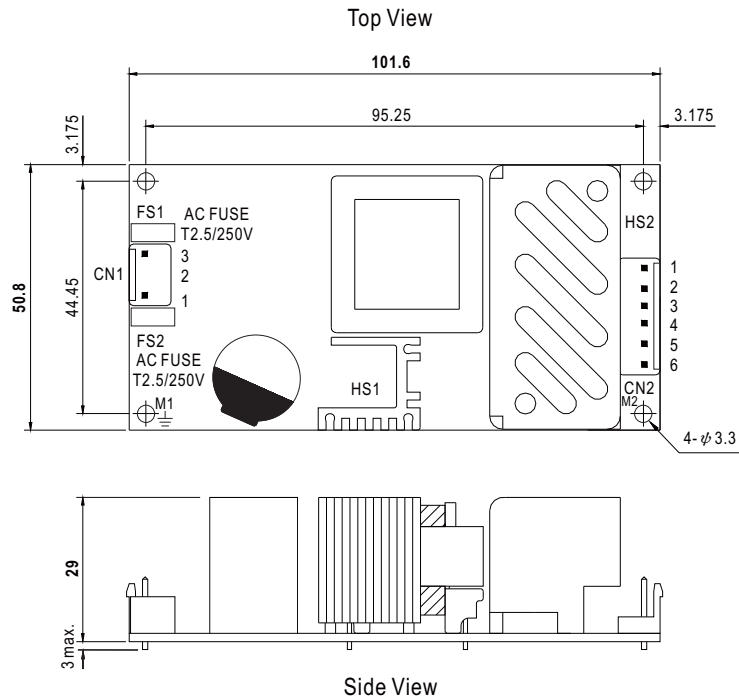


■ Output Derating VS Input Voltage



Mechanical Specification

(Unit: mm , tolerance ± 1 mm)



AC Input Connector (CN1) : JST B3P-VH or equivalent

Pin No.	Assignment	Mating Housing	Terminal
1	AC/N	JST VHR or equivalent	JST SVH-21T-P1.1 or equivalent
2	No Pin		
3	AC/L		

DC Output Connector (CN2) : JST B6P-VH or equivalent

Pin No.	Assignment	Mating Housing	Terminal
1,2	V1	JST VHR or equivalent	JST SVH-21T-P1.1 or equivalent
3,4	COM		
5	V2		
6	V3		

\equiv : Grounding Required





- 1.HS1,HS2 cannot be shorted.
- 2.M1 is safety ground. For better EMC performance,
Please secure an electrical connection between
M1,M2 and chassis grounding.

Installation Manual

Please refer to : <http://www.meanwell.com/manual.html>

Looking for pricing, stock, or lifecycle information?

Click below to explore more details on WIN SOURCE:

-  [View RPT-6003 on WIN SOURCE](#)
-  [Mean Well Enterprises Co., Ltd. Information](#)

Optimize Your Supply Chain with WIN SOURCE Solutions

-  Global Sourcing Solution
-  Obsolete Management
-  Cost Control Management
-  Shortage Management
-  Alternative Solution
-  Excess Inventory Management