



**THE DATASHEET OF**  
**SMJD-3612048C-XXN1 00C14F038ALL**



## Reference Module - Value Series

The Value Series utilizes Seoul's high performing and cost effective 3528 LEDs to deliver efficacies up to 183 Lm/W at typical driving currents. This solution features uniformity of light and color and enables easy installation with a Zhaga compatible mounting pattern.



### Applications:



### Features:

- High efficacy, long life
- Industry standard mechanical attributes
- Optimized for industry standard power supplies
- 3 SDCM
- ROHS Compliant

### Key Applications:

- Troffer Retrofit
- High Bay
- LED Panel
- Channel

### Product Selection: SMJD-3606024C-XXN1 $I_f = 175\text{mA}$ , $T_c = 25^\circ\text{C}$

CCT	CRI	Flux		Dimension	Order Code
		Min.	Typ.		
3000	80	950	1020	560*20	SMJD-3606024C-XXN1 00B02G038AII
3500		1000	1070		SMJD-3606024C-XXN1 00B07F038AII
4000		1020	1100		SMJD-3606024C-XXN1 00B10E038AII
5000					SMJD-3606024C-XXN1 00B10C038AII

### Product Selection: SMJD-3612048C-XXN1 $I_f = 350\text{mA}$ , $T_c = 25^\circ\text{C}$

CCT	CRI	Flux		Dimension	Order Code
		Min.	Typ.		
3000	80	1900	2040	560*20	SMJD-3612048C-XXN1 00C04G038AII
3500		1990	2140		SMJD-3612048C-XXN1 00C14F038AII
4000		2050	2200		SMJD-3612048C-XXN1 00C20E038AII
5000					SMJD-3612048C-XXN1 00C20C038AII

### Product Selection: SMJD-3618072C-XXN1 $I_f = 525\text{mA}$ , $T_c = 25^\circ\text{C}$

CCT	CRI	Flux		Dimension	Order Code
		Min.	Typ.		
3000	80	2850	3060	560*20	SMJD-3618072C-XXN1 00D06G038AII
3500		2980	3200		SMJD-3618072C-XXN1 00D20F038AII
4000		3070	3300		SMJD-3618072C-XXN1 00D30E038AII
5000					SMJD-3618072C-XXN1 00D30C038AII

**Electro Optical Characteristics: SMJD-3606024C-XXN1  $I_F = 175\text{mA}$ ,  $T_c = 25^\circ\text{C}$** 

Parameter	Symbol	Value			Unit	Remark
		Min.	Typ.	Max.		
Luminous Flux	$\Phi_V$ [2]	950	1020	-	lm	G
		1000	1070	-		F
		1020	1100	-		C,E
Correlated Color Temperature [3]	CCT	4745	5028	5311	K	C
		3710	3985	4260		E
		3200	3500	3700		F
		2870	3045	3220		G
CRI	Ra	80	-	-	-	-
Input Voltage	$V_F$	33	34.2	35.4	$V_{DC}$	@175mA
Power Consumption	P	5.8	6	6.2	W	
Efficiency	LPW	-	170	-	Lm/W	G
		-	178	-		F
		-	183	-		C,E

**Electro Optical Characteristics: SMJD-3612048C-XXN1  $I_F = 350\text{mA}$ ,  $T_c = 25^\circ\text{C}$** 

Parameter	Symbol	Value			Unit	Remark
		Min.	Typ.	Max.		
Luminous Flux	$\Phi_V$ [2]	1900	2040	-	lm	G
		1990	2140	-		F
		2050	2200	-		C,E
Correlated Color Temperature [3]	CCT	4745	5028	5311	K	C
		3710	3985	4260		E
		3200	3500	3700		F
		2870	3045	3220		G
CRI	Ra	80	-	-	-	-
Input Voltage	$V_F$	33	34.2	35.4	$V_{DC}$	@350mA
Power Consumption	P	11.6	12	12.4	W	
Efficiency	LPW	-	170	-	Lm/W	G
		-	178	-		F
		-	183	-		C,E

**Notes:**

[1] Above data tested with constant typical current at  $T_c = 25^\circ\text{C}$ .

[2]  $\Phi_V$  is the total luminous flux output measured with an integrated sphere.

[3] Correlated Color Temperature is derived from the CIE 1931 Chromaticity diagram.

[4] To use the module properly, recommend to drive the module by a Constant Current Source (CCS). But the Maximum output voltage of the CCS should be limited by referring this sheet.

**Electro Optical Characteristics: SMJD-3618072C-XXN1  $I_F=525\text{mA}$ ,  $T_c=25^\circ\text{C}$** 

Parameter	Symbol	Value			Unit	Remark
		Min.	Typ.	Max.		
Luminous Flux	$\Phi_V$ [2]	2850	3060	-	lm	G
		2980	3200	-		F
		3070	3300	-		C,E
Correlated Color Temperature [3]	CCT	4745	5028	5311	K	C
		3710	3985	4260		E
		3200	3500	3700		F
		2870	3045	3220		G
CRI	Ra	80	-	-	-	-
Input Voltage	$V_F$	33	34.2	35.4	$V_{DC}$	@525mA
Power Consumption	P	17.4	18	18.6	W	
Efficiency	LPW	-	170	-	lm/W	G
		-	178	-		F
		-	183	-		C,E

**Absolute Maximum Operating Specification:  $T_c=25^\circ\text{C}$** 

Model	Parameter	Symbol	Unit	Value	Remark
SMJD-3606024C-XXN1	Power Consumption	P	W	10	
	Forward Voltage	$V_F$	V	35.5	
	Driving Current [2]	$I_F$	mA	280	
SMJD-3612048C-XXN1	Power Consumption	P	W	20	
	Forward Voltage	$V_F$	V	35.5	
	Driving Current [2]	$I_F$	mA	560	
SMJD-3618072C-XXN1	Power Consumption	P	W	30	
	Forward Voltage	$V_F$	V	35.5	
	Driving Current [2]	$I_F$	mA	840	
All	Operating Temperature [3]	$T_c$	$^\circ\text{C}$	-40 ~ 100	Reference point
	Storage Temperature	$T_{ctg}$	$^\circ\text{C}$		With no power
All	Thermal resistance ( $T_c$ to base)	$R_{th(Tc-base)}$	$^\circ\text{C/W}$	0.3	
	ESD Sensitivity	-	KV	$\pm 8$ $\pm 4$	IEC Air HBM

**Notes:**

[1] Above data tested with constant typical current at  $T_c = 25^\circ\text{C}$ .

[2]  $\Phi_V$  is the total luminous flux output measured with an integrated sphere.

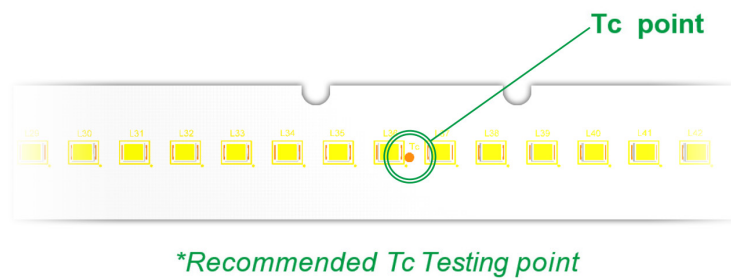
[3] Correlated Color Temperature is derived from the CIE 1931 Chromaticity diagram.

[4] To use the module properly, recommend to drive the module by a Constant Current Source (CCS). But the Maximum output voltage of the CCS should be limited by referring this sheet.

**Notes:**

\*Colors fully compliant with the CIE requested color temperatures on the following table:

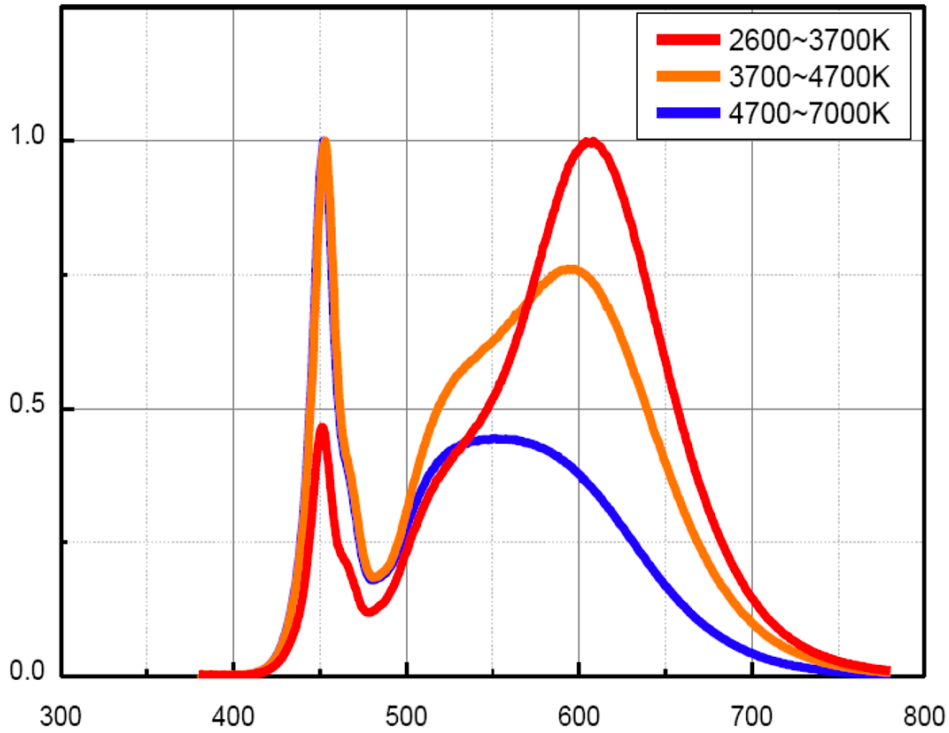
Correlated Color Temperature	Nominal CCT	CCT (K)
C	5000 K	5028 ± 283
E	4000 K	3985 ± 275
F	3500 K	3465 ± 245
G	3000 K	3045 ± 175

**Illustration: How to predict components temperature**

**Notes:**

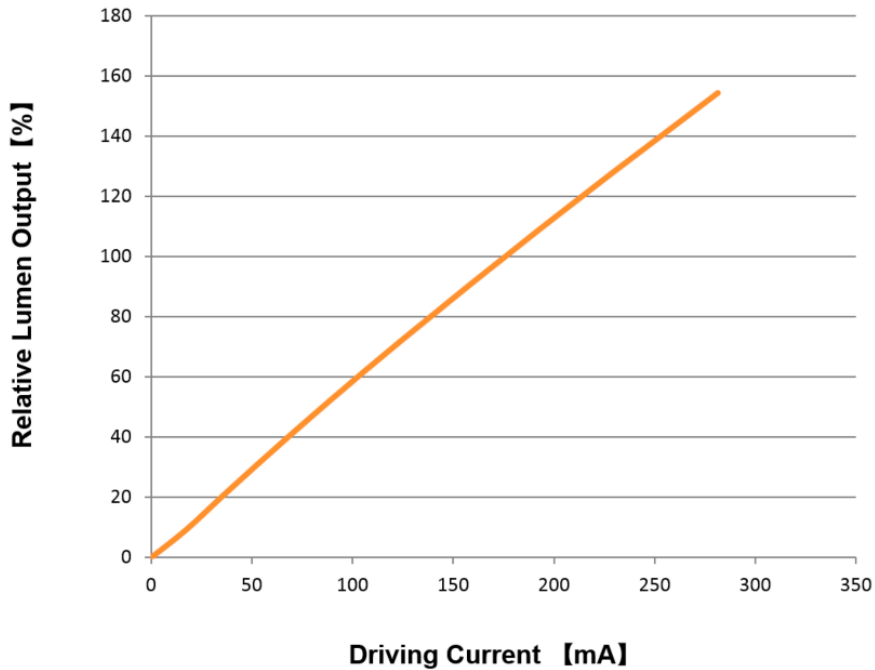
- [1] All guarantee are based on the Absolute Maximum Ratings listed.
- [2] Please use a Constant Current Source (CCS) to drive the module, the typical  $V_F$  of module is  $34.2 V_{DC}$  and  $V_{F\_MAX}$  is  $35.4 V_{DC}$  respectively.
- [3] Operating temperature was tested at the assigned  $T_c$  point on the PCB.
- [4] To ensure the module works properly,  $T_c$  should refer to "Absolute Maximum Operating Specification".

## Relative Spectral Distribution

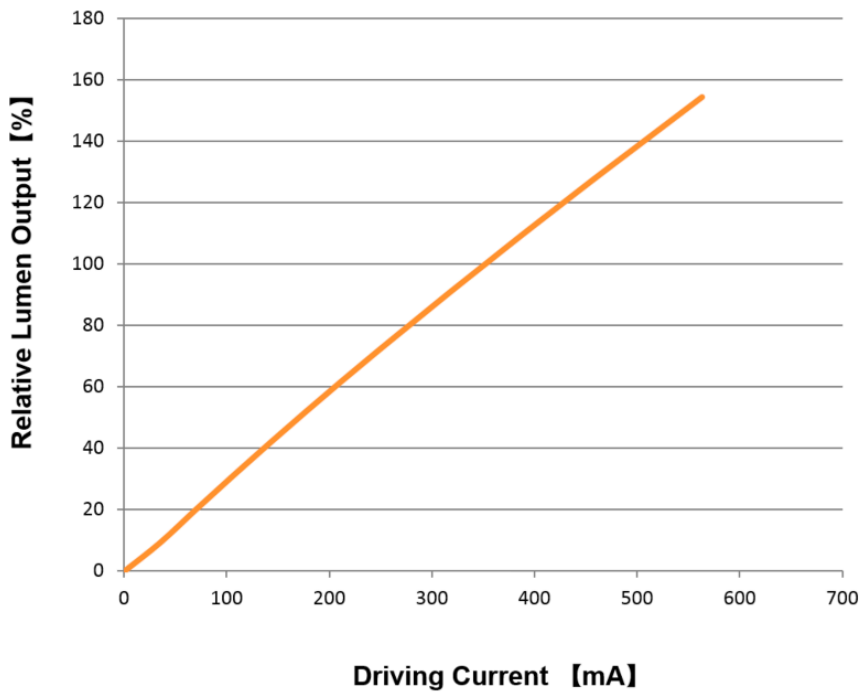
- Relative Spectral Distribution vs. Wavelength



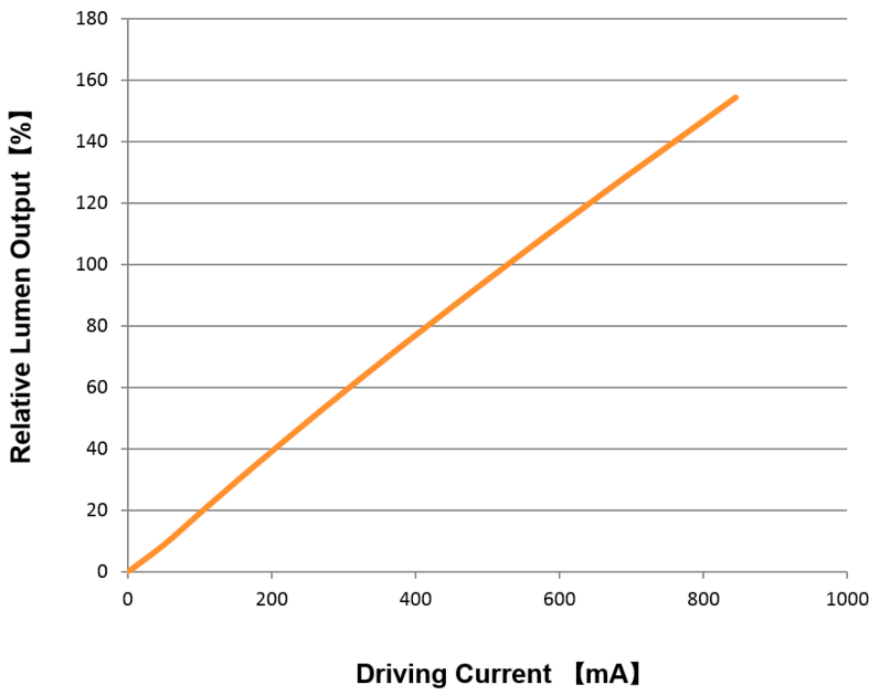
Scale ratio curve for related lumen output VS driving current,  $T_c = 25^\circ\text{C}$   
**SMJD-3606024C-XXN1**



Scale ratio curve for related lumen output VS driving current,  $T_c = 25^\circ\text{C}$   
**SMJD-3612048C-XXN1**

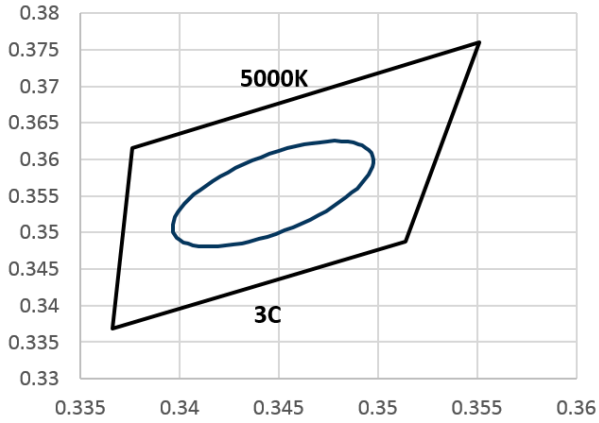


Scale ratio curve for related lumen output VS driving current,  $T_c = 25^\circ\text{C}$   
**SMJD-3618072C-XXN1**



### Color Bin Structure

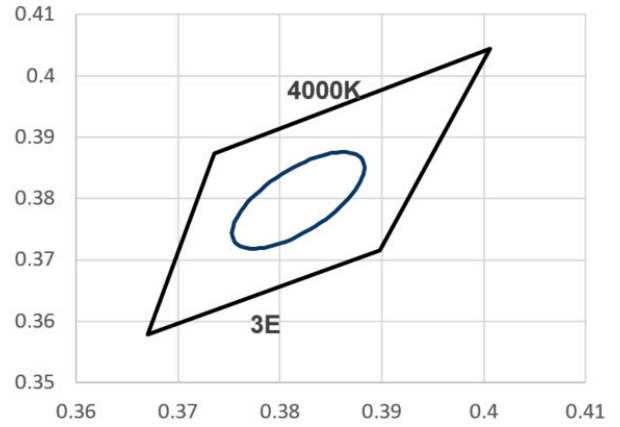
CIE Chromaticity Diagram (Cool white),  $T_c=25^\circ\text{C}$



5000K 3 Step Ellipse

3C				
x	y	a	b	theta
0.3447	0.3553	0.0081	0.0035	60

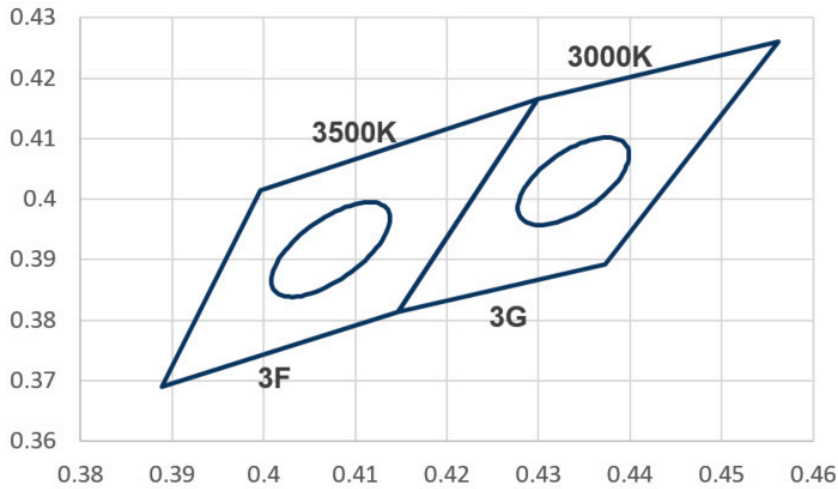
CIE Chromaticity Diagram (Nature white),  $T_c=25^\circ\text{C}$



4000K 3 Step Ellipse

3E				
x	y	a	b	theta
0.3818	0.3797	0.0094	0.004	53

CIE Chromaticity Diagram (Warm white),  $T_c=25^\circ\text{C}$



3500K 3 Step Ellipse

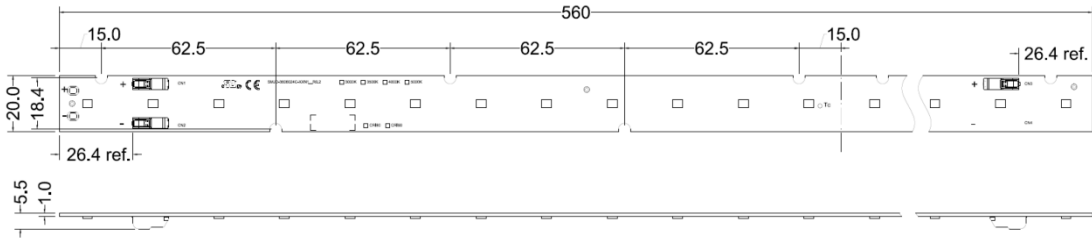
3F				
x	y	a	b	theta
0.4073	0.3917	0.0093	0.0041	53

3000K 3 Step Ellipse

3G				
x	y	a	b	theta
0.4338	0.4030	0.0085	0.0041	53

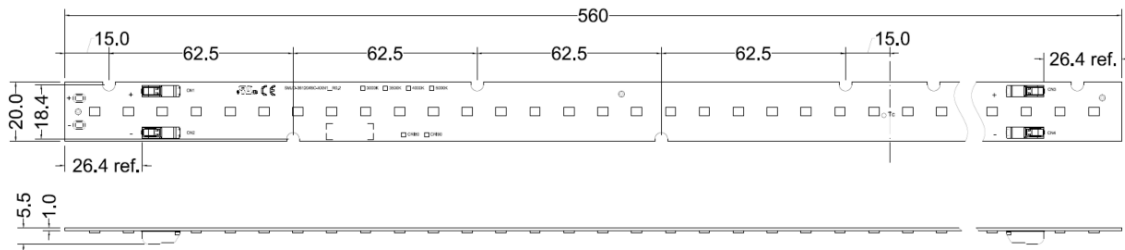
## Mechanical Dimensions

### SMJD-3606024C-XXN1



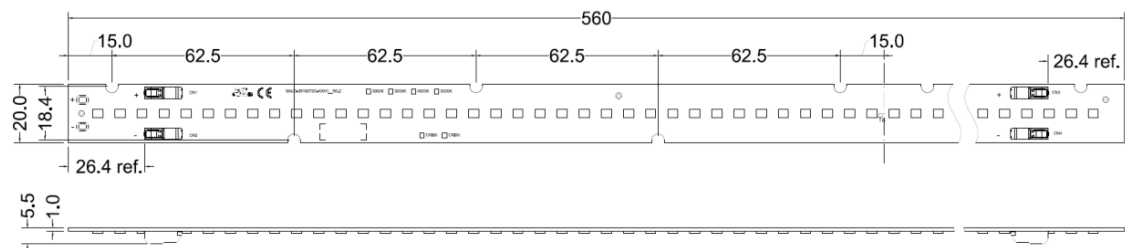
Dimension	Specification	Tolerance	Unit
Module Length	560	±0.5	mm
Module Width	20	±0.3	
Module Height	5.5	±0.3	
PCB Thickness	1.0	±0.1	

### SMJD-3612048C-XXN1



Dimension	Specification	Tolerance	Unit
Module Length	560	±0.5	mm
Module Width	20	±0.3	
Module Height	5.5	±0.3	
PCB Thickness	1.0	±0.1	

### SMJD-3618072C-XXN1



Dimension	Specification	Tolerance	Unit
Module Length	560	±0.5	mm
Module Width	20	±0.3	
Module Height	5.5	±0.3	
PCB Thickness	1.0	±0.1	

### Product Nomenclature:

\*Please refer to the following chart

**S M J D - 36 18 072 C - XX N 1**

Seoul DC Module      (A)      (B)      (C)      (D)      (E)      (F)      (G)

Voltage		Power		LED Qty			Type	Custom	Dimming	Etc
3	6	1	8	0	7	2	C	XX	N	1
0 0V	0 0V	0 0W	0 0W	0 0ea	0 0ea	0 0ea	C 3528	XX ref	N Norm	1 vers
1 10V	1 1V	1 10W	1 1W	1 100ea	1 10ea	1 1ea			D Dim	
2 20V	2 2V	2 20W	2 2W	2 200ea	2 20ea	2 2ea			E etc	
3 30V	3 3V	3 30W	3 3W	3 300ea	3 30ea	3 3ea				
-	-	-	-	-	-	-				
9 90V	9 9V	9 90W	9 9W	9 900ea	9 90ea	9 9ea				
A 100V		A 100W		A 1000ea						
B 110V		B 110W		B 1100ea						
-		-		-						
Z 350V		Z 350W		Z 3500ea						

### Product Nomenclature: Binning

\*Please refer to the following chart

**00 D30 E03 8 ALL**

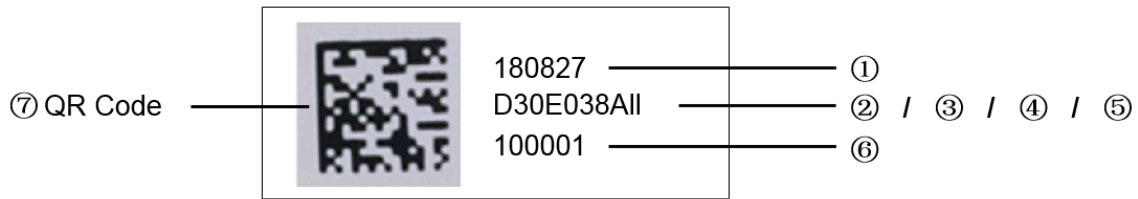
(A)      (B)      (C)      (D)      (E)

Lens Type	Flux Bin	CCT Bin	CRI Bin	VF Bin
00	D30	E03	8	ALL
00 No Lens	D30 3300 lm	G03 3000k - 3 step	8 CRI 80	All 33 ~ 35.4V <sub>DC</sub>
	D20 3200 lm	F03 3500k - 3 step		
	D06 3060 lm	E03 4000k - 3 step		
		C03 5000k - 3 step		

## Marking Information



Marking point



No.	Item	Information	Digits	Remark
①	Date	YYMMDD	6 Digit	SMT date
②	Flux <sup>(1)</sup>	D30	3 Digit	D30=3300lm
③	CCT	X03   3-step Mixing	3 Digit	X=C,E,F,G
④	CRI	8	1 Digit	CRI=80
⑤	V <sub>F</sub>	All	3 Digit	
⑥	Lot No.	1	1 Digit	0~9,A~Z
	Sequence No.	00001	5 Digit	00001 ~ 99999
⑦	QR Code	QR Code	-	Please refer to below table

**Note:**

\*Flux Bin - please refer to following chart for definitions:

### Flux Bin Definitions

Symbol	lm	Symbol	lm	Symbol	lm	Symbol	lm
A50	500	D50	3500	G50	6500	J50	9500
B50	1500	E50	4500	H50	7500	K20	10200
C50	2500	F50	5500	I50	8500	L00	11000

## Module QR Code Information

<b>QR Code Information</b>								
Items	Factory	SAP Code	SMT Date	MP Information	Line No.	Lot No.	Product	Note
Digits	1 Digit	7 Digits	6 Digits	10 Digits	1 Digit	1 Digit	5 Digits	Total count is 31 Digits
Information	*	*****	YYMMDD	D30E038ALL	1~9, A~Z	1~9, A~Z	00001	

**Notes:**

- [1] The QR code information is comprised of characters explained in the table above.
- [2] The size of the QR code shall be no smaller than 4.5mm x 4.5mm and have a minimum QR code grade of 'C'.  
Please note that QR code grade 'A' is preferred.
- [3] If the component is too small to have a full label, the QR code may be printed on a label with a minimum size of 6mm X 6mm.
- [4] The length of the QR code is 31 digits and includes all characters combined without spaces.  
**Example:** \*\*\*\*\*180827D30E038ALL1100001

## Label Information

<b>Model No.</b>	SMJD-3618072C-XXN1 <sup>[1]</sup> 
<b>Rank</b>	D30E038ALL <sup>[2]</sup> 
<b>Type</b>	Standard
<b>Quantity</b>	XXX 
<b>Lot No.</b>	YYMDDXXXX- XXXXXXX <sup>[3]</sup> 
	SEOUL SEMICONDUCTOR CO.,LTD.

**Notes:**

- [1] & [2] Please refer to page 9
- [3] Initial of manufacture is refer to the 2D code rule.  
YYMDD : Packing Date (Oct. : A, Nov. : B, Dec. : C)  
**X** = Initial of Manufacturer  
**XXXX** = Sealing Pack No.  
**XXXXXXX** = SSC Code
- [4] It is attached to the top left corner of the carton box

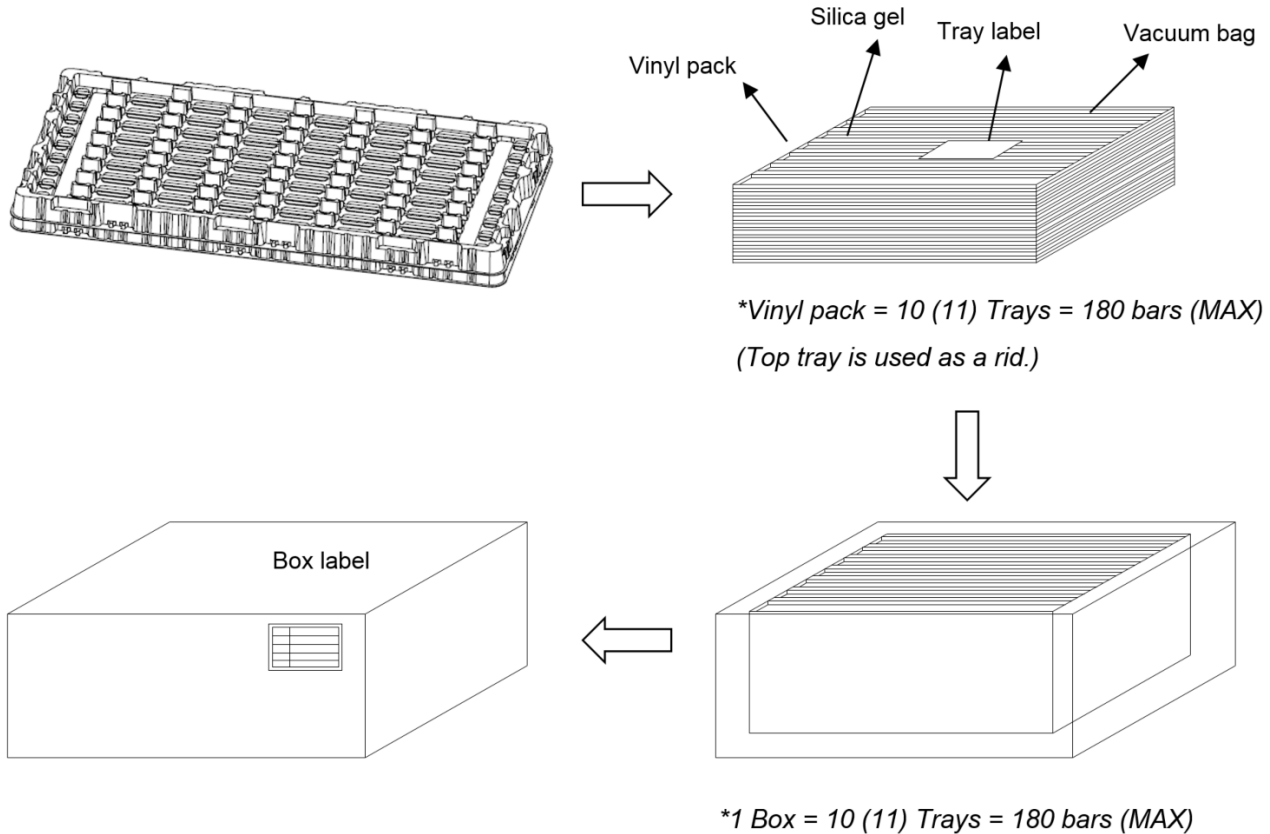
<b>TOTAL Quantity</b>    <b>XX</b>
<b>SEOUL SEMICONDUCTOR CO.,LTD.</b>

**Notes:**

- [1] Attached to the bottom right corner of the carton box.

## Packaging Specification

Model	Tray		Box		Pallet	
	Size (mm)	Q'ty per tray	Size (mm)	Q'ty per box	Size (mm)	Q'ty per pallet
SMJD-3606024C-XXN1						
SMJD-3612048C-XXN1	610*300*30	18	625*315*215	180	1000*1000	3600
SMJD-3618072C-XXN1						



**Storage before use**

1. When storing devices for a long period of time before usage, please following these guidelines.
  - The devices should be stored in the anti-static bag that it was shipped in from Seoul-Semiconductor with opening
  - If the anti-static bag has been opened, re-seal preventing air and moisture from being present in the bag.

**SEOUL SEMICONDUCTOR****Company Information**

Seoul Semiconductor (SeoulSemicon.com) manufactures and packages a wide selection of light emitting diodes (LEDs) for the automotive, general illumination/lighting, appliance, signage and back lighting markets. The company is the world's fifth largest LED supplier, holding more than 10,000 patents globally, while offering a wide range of LED technology and production capacity in areas such as "nPola", deep UV LEDs, "Acrich", the world's first commercially produced AC LED, and "Acrich MJT - Multi-Junction Technology", a proprietary family of high-voltage LEDs. The company's broad product portfolio includes a wide array of package and device choices such as Acrich, high-brightness LEDs, mid-power LEDs, side-view LEDs, through-hole type LED lamps, custom displays, and sensors. The company is vertically integrated from epitaxial growth and chip manufacture in its fully owned subsidiary, Seoul Viosys, through packaged LEDs and LED modules in three Seoul Semiconductor manufacturing facilities. Seoul Viosys also manufactures a wide range of unique deep-UV wavelength devices.

**Legal Disclaimer**

Information in this document is provided in connection with Seoul Semiconductor products. With respect to any examples or hints given herein, any typical values stated herein and/or any information regarding the application of the device, Seoul Semiconductor hereby disclaims any and all warranties and liabilities of any kind, including without limitation, warranties of non-infringement of intellectual property rights of any third party. The appearance and specifications of the product can be changed to improve the quality and/or performance without notice.

## Looking for pricing, stock, or lifecycle information?

Click below to explore more details on WIN SOURCE:

- ⊖ [View SMJD-3612048C-XXN1 00C14F038ALL on WIN SOURCE](#)
- ⊖ [Seoul Semiconductor Inc. Information](#)

## Optimize Your Supply Chain with WIN SOURCE Solutions

- ✓ Global Sourcing Solution
- ✓ Obsolete Management
- ✓ Cost Control Management
- ✓ Shortage Management
- ✓ Alternative Solution
- ✓ Excess Inventory Management