



THE DATASHEET OF
170-025-173L010



SPECIFICATIONS:

ELECTRICAL:

CURRENT RATING: 5 AMPS
 CONTACT RESISTANCE: 15 mOhms MAX.
 INSULATION RESISTANCE: 1,000 MOhms MIN.
 OPERATING TEMPERATURE: -50°C TO +100°C
 VOLTAGE: 500 VAC FOR 1 MINUTE

MATERIALS:

FRONT INSULATOR: PBT-BLACK, UL94V-0 RATED
 REAR INSULATOR: PA66-BLACK, UL94V-0 RATED
 PROCESS TEMP: 230°C
 SHELL: NICKEL PLATED STEEL

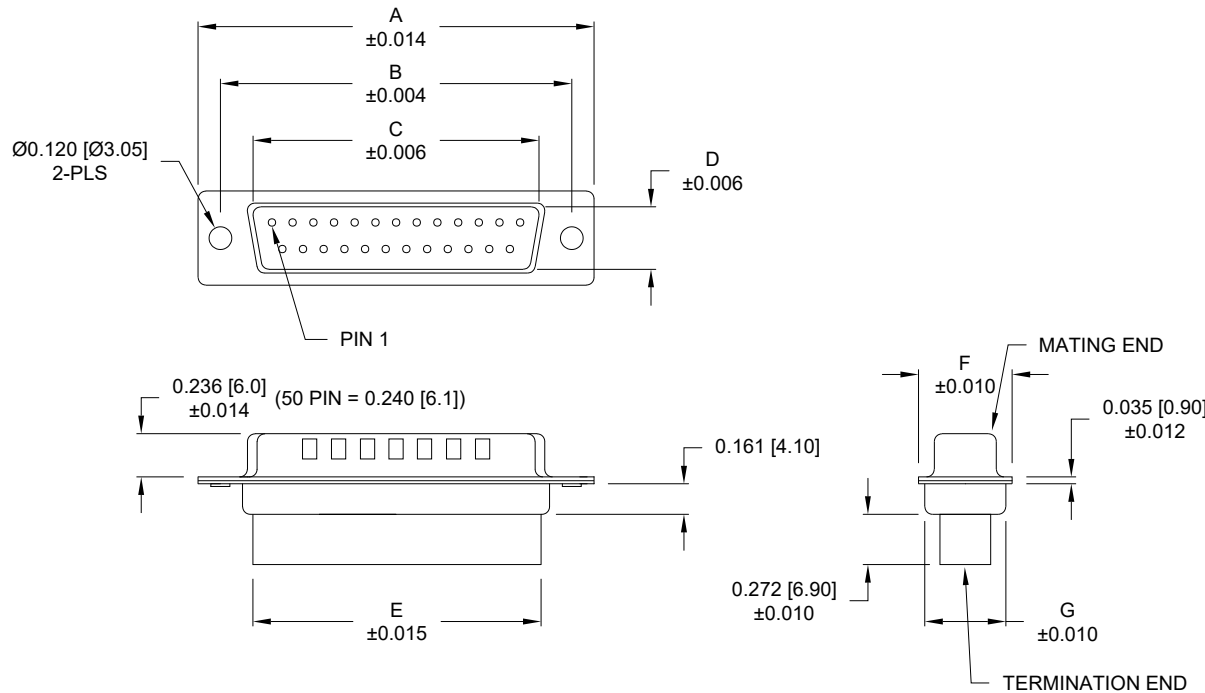
COMPATIBLE WITH NORCOMP CONTACT PART NUMBERS BELOW:

170-001-170L001 170-101-170L001
 170-001-170L002 170-101-170L002
 170-001-170L003 170-101-170L003
 170-201-170L003

****NOTE: CONTACTS MUST BE PURCHASED SEPARATELY****

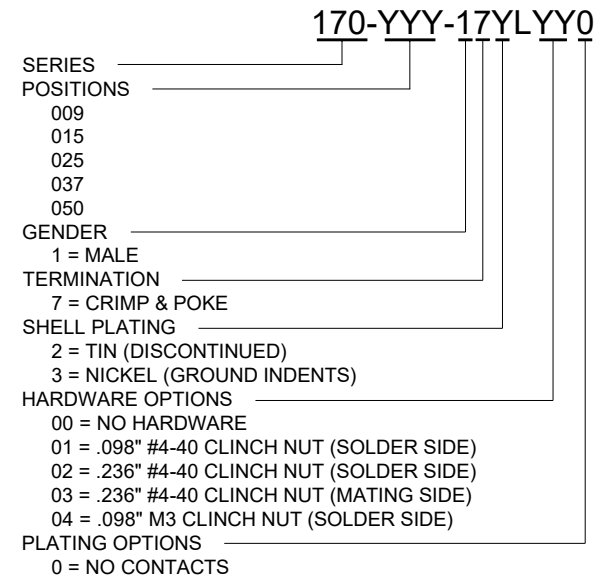
****NOTE: ASSEMBLY INSTRUCTION ON PAGE 3****

NORCOMP MACHINED CONTACT PART NUMBERS 170-201-170L003, 170-202-170L003, & 170-202-170L005 ONCE INSERTED INTO NORCOMP 170 SERIES CRIMP AND POKE CONNECTORS, CANNOT BE REMOVED.



DIMENSIONS

No. OF PINS	UNITS	DIMENSIONS						
		A	B	C	D	E	F	G
9	inch	1.213	0.984	0.666	0.329	0.618	0.496	0.429
	mm	30.80	24.99	16.92	8.36	15.70	12.60	10.90
15	inch	1.541	1.312	0.994	0.329	0.933	0.496	0.429
	mm	39.15	33.32	25.25	8.36	23.70	12.60	10.90
25	inch	2.087	1.852	1.534	0.329	1.496	0.496	0.429
	mm	53.00	47.04	38.96	8.36	38.00	12.60	10.90
37	inch	2.728	2.500	2.182	0.329	2.142	0.496	0.429
	mm	69.30	63.50	55.42	8.36	54.40	12.60	10.90
50	inch	2.638	2.402	2.079	0.436	2.039	0.602	0.535
	mm	67.00	61.00	52.80	11.07	51.80	15.30	13.60



RoHS COMPLIANT

UNITS = inch [mm]

DO NOT SCALE FROM DRAWING



THESE DRAWINGS AND SPECIFICATIONS ARE THE PROPERTY OF NorComp AND SHALL NOT BE REPRODUCED, COPIED OR USED AS THE BASIS FOR THE MANUFACTURE OR SALE OF APPARATUS WITHOUT WRITTEN PERMISSION.

DRAWN: P. JENKINS

DATE: 08/18/1998

NorComp

SCALE: NTS

SHEET 1 OF 3

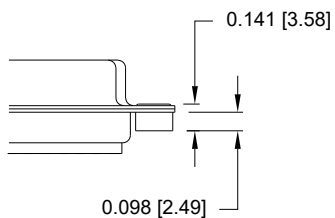
REV 21

DWG NO.

170-YYY-17YLYYO

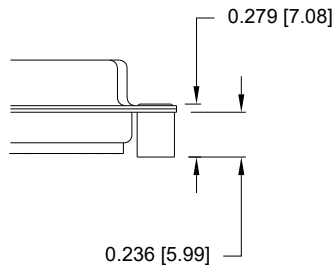
TOLERANCE:
ALL DIMENSIONS ARE ± 0.010

01 0.065" (SOLDER SIDE)



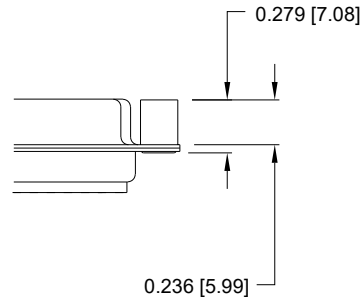
#4-40 INTERNAL THREADS

02 0.236" (SOLDER SIDE)



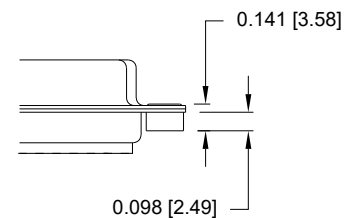
#4-40 INTERNAL THREADS

03 0.236" (MATING SIDE)



#4-40 INTERNAL THREADS

04 0.065" (SOLDER SIDE)



M3 INTERNAL THREADS

RoHS COMPLIANT

UNITS = inch [mm]

DO NOT SCALE FROM DRAWING



THESE DRAWINGS AND SPECIFICATIONS ARE THE PROPERTY OF NorComp AND SHALL NOT BE REPRODUCED, COPIED OR USED AS THE BASIS FOR THE MANUFACTURE OR SALE OF APPARATUS WITHOUT WRITTEN PERMISSION.

DRAWN:
P. JENKINS

DATE:
08/18/1998

NorComp

SCALE:
NTS

SHEET OF
2 OF 3

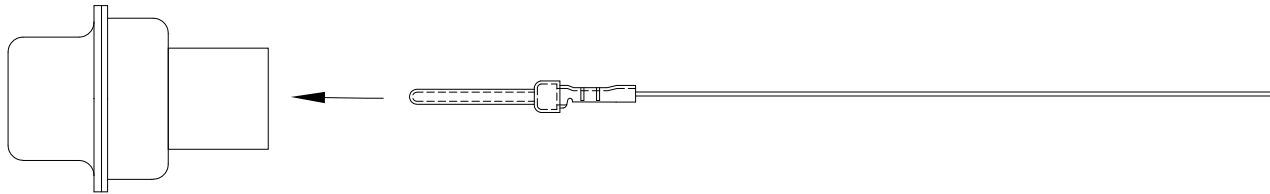
REV
21

DWG NO.

170-YYY-17YLYY0

ASSEMBLY INSTRUCTIONS:

1. CHOOSE CONTACT THAT IS COMPATIBLE
 - a. SHOWN ON PAGE 1
2. USE APPROPRIATE CRIMP TOOL
 - a. 170-701-170-000 (STAMPED CRIMP HAND TOOL)
 - b. 170-702-170-000 (MACHINED CRIMP HAND TOOL)
3. FOLLOW CRIMP HAND TOOL INSTRUCTIONS
 - a. FOUND ON NORCOMP WEBSITE ON 170 SERIES CONTACTS PRODUCT PAGE
 - b. <https://www.norcomp.net/series/170-series-contacts>
4. ONCE CONTACT IS CRIMPED INSERT INTO HOUSING AS SHOWN BELOW:



RoHS COMPLIANT

UNITS = inch [mm]

DO NOT SCALE FROM DRAWING



THESE DRAWINGS AND SPECIFICATIONS ARE THE PROPERTY OF NorComp AND SHALL NOT BE REPRODUCED, COPIED OR USED AS THE BASIS FOR THE MANUFACTURE OR SALE OF APPARATUS WITHOUT WRITTEN PERMISSION.

DRAWN:
P. JENKINS

DATE:
08/18/1998

NorComp

SCALE:
NTS

SHEET 3 OF 3

REV
21

DWG NO.

170-YYY-17YLYY0

Looking for pricing, stock, or lifecycle information?

Click below to explore more details on WIN SOURCE:

 [View 170-025-173L010 on WIN SOURCE](#)

 [NorComp Inc. Information](#)

Optimize Your Supply Chain with WIN SOURCE Solutions

-  Global Sourcing Solution
-  Obsolete Management
-  Cost Control Management
-  Shortage Management
-  Alternative Solution
-  Excess Inventory Management