



**THE DATASHEET OF
DNF14-188FIB-M**



THIS COPY IS PROVIDED ON A RESTRICTED BASIS AND IS NOT TO BE USED IN ANY WAY DETRIMENTAL TO THE INTERESTS OF PANDUIT CORP.

PANDUIT PART #	TAB SIZE	WIRE RANGE		COLOR	MAX. WIRE INSUL. DIA.	DIMENSIONS in. [mm]			WIRE STRIP LENGTH
		ENGLISH	METRIC			L ± .03 [0,8]	W ± .01 [0,3]	H ± .02 [0,5]	
DNF18-250FIB	.250 X .032 [8,3 X 0,8]	22-18	0,5-1,0	RED	.14 [3,6]	.84 [21,3]	.35 [8,9]	.22 [5,6]	9/32 ^{+1/32} [7,1 ^{+0,8} ₋₀]
DNF18-205FIB	.205/.187 X .032 [5,2/4,8 X 0,8]					.78 [19,8]	.31 [7,9]	.22 [5,6]	
DNF18-206FIB	.205/.187 X .020 [5,2/4,8 X 0,5]					.78 [19,8]	.31 [7,9]	.22 [5,6]	
DNF18-187FIB	.187 X .032 [4,8 X 0,8]					.78 [19,8]	.29 [7,4]	.16 [4,1]	
DNF18-188FIB	.187 X .020 [4,8 X 0,5]					.78 [19,8]	.29 [7,4]	.16 [4,1]	
DNF14-250FIB	.250 X .032 [8,3 X 0,8]	16-14	1,5-2,5	BLUE	.16 [4,1]	.84 [21,3]	.35 [8,9]	.22 [5,6]	
DNF14-205FIB	.205/.187 X .032 [5,2/4,8 X 0,8]					.78 [19,8]	.31 [7,9]	.22 [5,6]	
DNF14-206FIB	.205/.187 X .020 [5,2/4,8 X 0,5]					.78 [19,8]	.31 [7,9]	.22 [5,6]	
DNF14-187FIB	.187 X .032 [4,8 X 0,8]					.78 [19,8]	.29 [7,4]	.18 [4,6]	
DNF14-188FIB	.187 X .020 [4,8 X 0,5]					.78 [19,8]	.29 [7,4]	.18 [4,6]	
DNF10-250FIB	.250 X .032 [8,3 X 0,8]	12-10	4,0-6,0	YELLOW	.22 [6,0]	.96 [24,4]	.35 [8,9]	.23 [5,8]	3/8 ^{+1/32} [9,5 ^{+0,8} ₋₀]



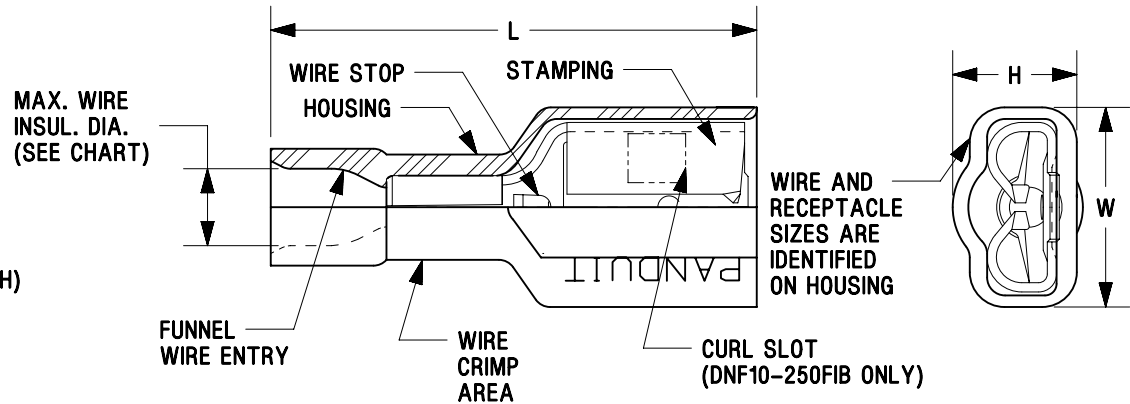
LISTED 587H E78522



CERTIFIED LR31212

NOTES:

- USED FOR:
 - STRANDED COPPER WIRE ONLY
 - 221°F [105°C] MAX. OPERATING TEMPERATURE (CSA)
 - 257°F [125°C] MAX. OPERATING TEMPERATURE (UL)
 - 600V. MAX. VOLTAGE RATING
- MATERIAL:
 - STAMPING: CDA 260 BRASS, TIN PLATED
 - HOUSING: TYPE 66 NYLON
- INSTALLATION TOOLS:
 - UL LISTED AND CSA CERTIFIED: CT-1525, CT-2500 (CT-2520CH)
 - PANDUIT APPROVED: CT-100A, CT-160, CT-260, CT-600A (CT-520CH)
- SEE www.panduit.com FOR PACKAGE QUANTITIES INDICATED BY PART NUMBER SUFFIX
- DIMENSIONS IN BRACKETS ARE METRIC EQUIVALENT
- COLORS ARE TRANSLUCENT.
- DNF10-250FIB IS UL APPROVED FOR USE WITH THE FOLLOWING WIRE COMBINATIONS: (2) #14, (2) #16, (2) #18 TWIST WIRES TOGETHER BEFORE CRIMPING
- INITIAL INSERTION/WITHDRAW FORCE: 6-12 Lb [27-32 N]





TITLE	
FEMALE DISCONNECTS, NYLON FULLY INSULATED, FUNNEL ENTRY	
CUSTOMER DRAWING	
ITEM REVISION NAME	N10923BA/20
DATASET FILE NAME	N10923BA_DC/20A
UNLESS OTHERWISE SPECIFIED, DIMENSIONAL TOLERANCES ARE: IN [mm]	
.x ± .1 [2.54]	.xxx ± .005 [0.127]
.xx ± .01 [0.25]	ANGLES ± 5°
THIRD ANGLE PROJECTION	
DRAWING NUMBER: A41196	
DRAWN BY	DATE
WJB	01.06.99
CHK	SCALE
-	N.T.S.
SHEET 1 OF 1	
SIZE	
A	

REV	DATE	BY	CHK	APR	DESCRIPTION	ECN
20	10/17/2019	HPR	CLN	JADE	Tab Sizes corrected for - DNF14-250FIB, DNF14-205FIB, DNF14-206FIB	053133
19	05-22-19	HPR	DC	JADE	Tab sizes added for - DNF18-206FIB, DNF18-188FIB, DNF14-250FIB, DNF14-206FIB, DNF14-187FIB	046833
18	3-19-19	JEH	SKB	JADE	WAS: (A) DNF18-205FIB	045190
17	10.19.12	JBN	LCA	VMB	ADDED METRIC EQUIVALENT. UPDATED DRAWING TO CURRENT STANDARDS.	A41196

Looking for pricing, stock, or lifecycle information?

Click below to explore more details on WIN SOURCE:

-  [View DNF14-188FIB-M on WIN SOURCE](#)
-  [Panduit Corp Information](#)

Optimize Your Supply Chain with WIN SOURCE Solutions

-  Global Sourcing Solution
-  Obsolete Management
-  Cost Control Management
-  Shortage Management
-  Alternative Solution
-  Excess Inventory Management