



THE DATASHEET OF IMD8A



Digital Transistor (Dual Digital Transistors for Inverter Drive)

IMD8A

●Features

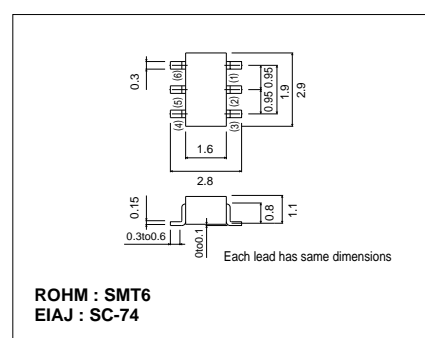
1) Both the DTA144T chip and DTC144T chip in a SMT package.

●Absolute maximum ratings (Ta = 25°C)

Parameter	Symbol	Limits	Unit
Collector-base voltage	V _{CB0}	50	V
Collector-emitter voltage	V _{CE0}	50	V
Emitter-base voltage	V _{EB0}	5	V
Collector current	I _c	100	mA
Collector power dissipation	P _c	300(TOTAL)	mW *
Storage temperature	T _{stg}	-55~+150	°C

* 200mW per element must not be exceeded. PNP type negative symbols have been omitted.

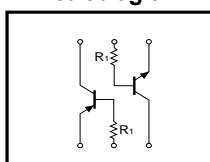
●External dimensions (Units : mm)



●Package, marking, and packaging specifications

Type	IMD8A
Package	SMT6
Marking	D8
Code	T108
Basic ordering unit (pieces)	3000

●Circuit diagram





●Electrical characteristics (Ta = 25°C)

Parameter	Symbol	Min.	Typ.	Max.	Unit	Conditions
Collector-base breakdown voltage	BV _{CB0}	50	-	-	V	I _c = 50μA
Collector-emitter breakdown voltage	BV _{CE0}	50	-	-	V	I _c = 1mA
Emitter-base breakdown voltage	BV _{EB0}	50	-	-	V	I _e = 50μA
Collector cutoff current	I _{cbo}	-	-	0.5	μA	V _{CB} = 50V
Emitter cutoff current	I _{ebo}	-	-	0.5	μA	V _{EB} = 4V
Collector-emitter saturation voltage	V _{CE(sat)}	-	-	0.3	V	I _c = 5mA , I _b = 0.5mA
DC current transfer ratio	h _{FE}	100	250	600	-	V _{CE} = 5V , I _c = 1mA
Input resistance	R _i	32.9	47	61.1	kΩ	-

PNP type negative symbols have been omitted.

Looking for pricing, stock, or lifecycle information?

Click below to explore more details on WIN SOURCE:

-  [View IMD8A](#) on WIN SOURCE
-  [Rohm Semiconductor](#) Information

Optimize Your Supply Chain with WIN SOURCE Solutions

-  Global Sourcing Solution
-  Obsolete Management
-  Cost Control Management
-  Shortage Management
-  Alternative Solution
-  Excess Inventory Management