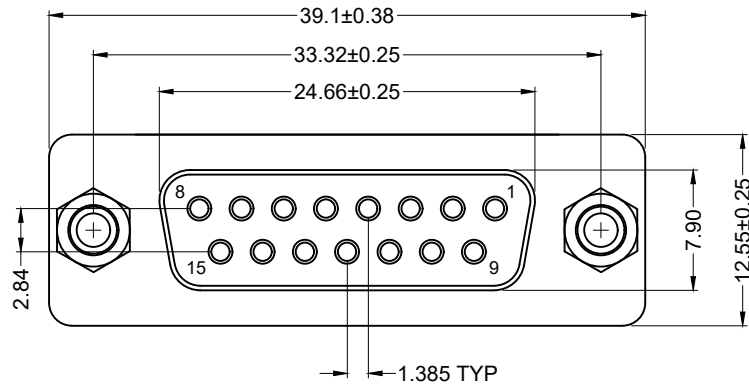


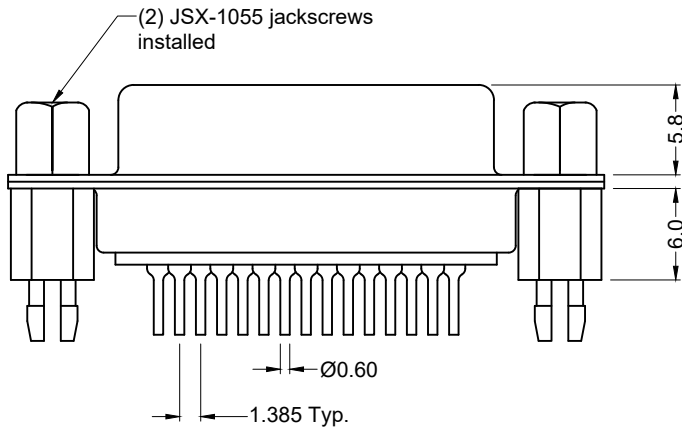
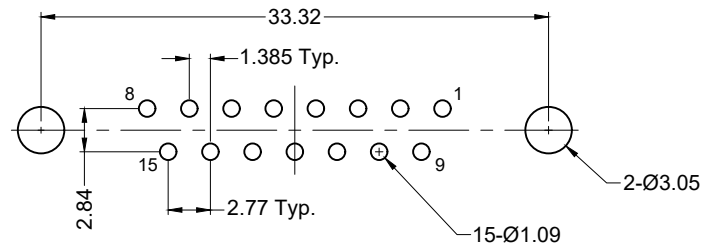


**THE DATASHEET OF
K85X-AD-15S-BRJ**

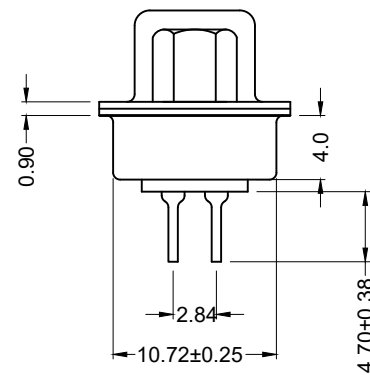




Recommended PCB Layout
(top view)



Boardlock not shown
in this view



Material And Finish

Shell: Steel Material, Nickel Plated

Insert: PBT Thermoplastic,
Black Color, 30%
Glass Filled, UL 94V-0 Rated

Contact Material:
Socket - brass

Contact Plating:
Standard:
Gold flash on mating end,
tin on termination end, with
entire contact nickel underplated

-15 Option:
15u" gold on mating end,
tin on termination end, with
entire contact nickel underplated

-30 Option:
30u" gold on mating end,
tin on termination end, with
entire contact nickel underplated

Electrical Specifications

Contact Current Rating: 2A

Rated Voltage: 30V RMS

Dielectric Withstanding Voltage:
1000V (rms) AC for 1 minute

Insulation Resistance:
more than 1000 Megohm
at 500V DC

Dielectric Withstanding Voltage-
1000 VAC rms for 1 minute

Contact Resistance:
13 milliohm max.

Operating Temperature
-55°C to +105°C

Ordering Information

Part Number	Contact Area Plating Finish
K85X-AD-15S-BRJ	Gold Flash (standard)
K85X-AD-15S-BRJ15	15u" Gold (15 option)
K85X-AD-15S-BRJ30	30u" Gold (30 option)



Tolerances
X.X ± 0.25
X.XX ± 0.15
Unless Stated Otherwise

REV.	DATE	DESCRIPTION	REV. BY	CHK. BY	DRAWN BY	DATE
A1	1/05/06	New Drawing	R. Aguirre	H. MA	R. Aguirre	10/13/05
A2	1/8/08	ECO #07-052	WILL H.	H. MA		
A3	12/31/17	ECO #17-030	J. Elbanna	C. Furumasu		
A4	09/22/25	ECO #25-061	K.Wang	C.Kelleher		

K85X-AD-15S-BRJ

Vertical PCB Mount D-Sub, RoHS Compliant

15 pos. female w/boardlocks & JSX-1055 jackscrews installed



Looking for pricing, stock, or lifecycle information?

Click below to explore more details on WIN SOURCE:

 [View K85X-AD-15S-BRJ on WIN SOURCE](#)

 [Kycon, Inc. Information](#)

Optimize Your Supply Chain with WIN SOURCE Solutions

-  Global Sourcing Solution
-  Obsolete Management
-  Cost Control Management
-  Shortage Management
-  Alternative Solution
-  Excess Inventory Management