


Type AHA

SMT Aluminum Electrolytic Capacitors -55 °C to +105 °C - Long Life

Long Life Filtering, Bypassing, Power Supply Decoupling



Type AHA Capacitors deliver twice the life of many SMT aluminum capacitor types, and they handle high levels of ripple current. The AHA can handle the ripple current of Type AVS at 20 °C higher temperature. The vertical cylindrical cases facilitate automatic mounting and reflow soldering and Type AHA offers a significant cost savings over tantalum capacitors.

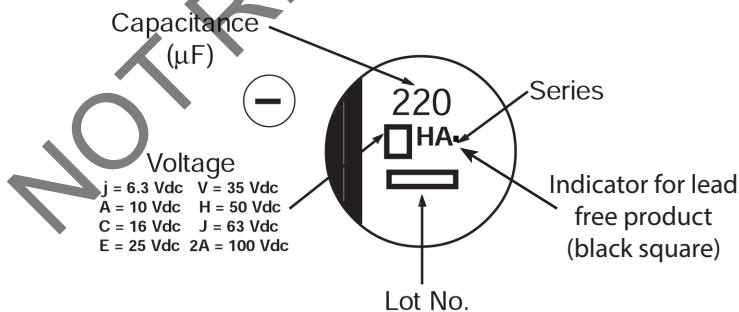
Highlights

- +105 °C, Up to 2000 Hour Load Life
- Capacitance Range: 0.1 μF to 1500 μF
- Voltage Range: 6.3 Vdc to 100 Vdc
- AEC-Q200 Compliant

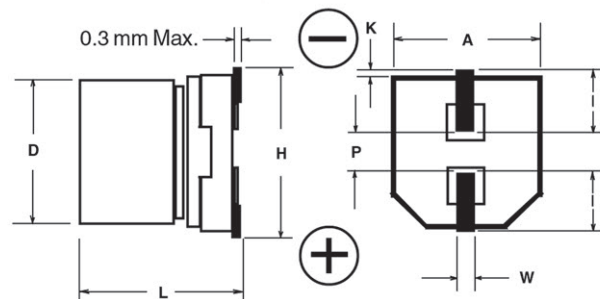
Specifications

| Capacitance Range | 0.1 μF to 1500 μF | | | | | | | | | | | | | | | | | | | | | | | | | | | | | | |
|--|--|-------|-------------|----|----------|--------|-------|-------------|-----|----|-----|-----|-----|----------------|---|---|---|---|---|---|---|---|----------------|---|---|---|---|---|---|---|---|
| Capacitance Tolerance | ±5%, ±10%, ±20% | | | | | | | | | | | | | | | | | | | | | | | | | | | | | | |
| Rated Voltage | 6.3, 10, 16, 25, 35, 50, 63 & 100 Vdc | | | | | | | | | | | | | | | | | | | | | | | | | | | | | | |
| Operating Temperature Range | -55 °C to +105 °C | | | | | | | | | | | | | | | | | | | | | | | | | | | | | | |
| Leakage Current | 0.01 CV or 3 μA @ +20°C after two minutes (whichever is greater) | | | | | | | | | | | | | | | | | | | | | | | | | | | | | | |
| Dielectric Withstand Voltage | 1.6 x rated voltage for 2 s @ +25 °C ±5 °C | | | | | | | | | | | | | | | | | | | | | | | | | | | | | | |
| Dissipation Factor @ 120 Hz, +25 °C | See Ratings Table | | | | | | | | | | | | | | | | | | | | | | | | | | | | | | |
| Ripple Current Multpliers (Frequency) | <table border="1"> <thead> <tr> <th>50/60 Hz</th> <th>120 Hz</th> <th>1 kHz</th> <th>10 kHz & up</th> </tr> </thead> <tbody> <tr> <td>0.7</td> <td>1</td> <td>1.3</td> <td>1.7</td> </tr> </tbody> </table> | | | | 50/60 Hz | 120 Hz | 1 kHz | 10 kHz & up | 0.7 | 1 | 1.3 | 1.7 | | | | | | | | | | | | | | | | | | | |
| 50/60 Hz | 120 Hz | 1 kHz | 10 kHz & up | | | | | | | | | | | | | | | | | | | | | | | | | | | | |
| 0.7 | 1 | 1.3 | 1.7 | | | | | | | | | | | | | | | | | | | | | | | | | | | | |
| Load Life | 1000 h @ +105 °C, 4.0 - 6.3 mm dia. 2000 h @ +105 °C, 8.0 - 10.0 mm dia. Capacitance ±20% DF: < 200% of limit DCL: ≤100% of limit | | | | | | | | | | | | | | | | | | | | | | | | | | | | | | |
| Shelf Life | 1000 h @ +105 °C Δ Capacitance ±20% DF: < 200% of limit DCL: ≤100% of limit | | | | | | | | | | | | | | | | | | | | | | | | | | | | | | |
| Maximum Impedance Ratio at 120 Hz | <table border="1"> <thead> <tr> <th>W.V. Vdc</th> <th>6.3</th> <th>10</th> <th>16</th> <th>25</th> <th>35</th> <th>50</th> <th>63</th> <th>100</th> </tr> </thead> <tbody> <tr> <td>-25 °C /+20 °C</td> <td>4</td> <td>3</td> <td>2</td> <td>2</td> <td>2</td> <td>2</td> <td>3</td> <td>3</td> </tr> <tr> <td>-40 °C /+20 °C</td> <td>8</td> <td>6</td> <td>4</td> <td>4</td> <td>3</td> <td>3</td> <td>4</td> <td>4</td> </tr> </tbody> </table> | | | | W.V. Vdc | 6.3 | 10 | 16 | 25 | 35 | 50 | 63 | 100 | -25 °C /+20 °C | 4 | 3 | 2 | 2 | 2 | 2 | 3 | 3 | -40 °C /+20 °C | 8 | 6 | 4 | 4 | 3 | 3 | 4 | 4 |
| W.V. Vdc | 6.3 | 10 | 16 | 25 | 35 | 50 | 63 | 100 | | | | | | | | | | | | | | | | | | | | | | | |
| -25 °C /+20 °C | 4 | 3 | 2 | 2 | 2 | 2 | 3 | 3 | | | | | | | | | | | | | | | | | | | | | | | |
| -40 °C /+20 °C | 8 | 6 | 4 | 4 | 3 | 3 | 4 | 4 | | | | | | | | | | | | | | | | | | | | | | | |
| Regulatory Information | | | | | | | | | | | | | | | | | | | | | | | | | | | | | | | |

AHA Series Marking



Outline Drawing



Type AHA

SMT Aluminum Electrolytic Capacitors -55 °C to +105 °C - Long Life

Case Dimensions

| Case Code | D ± 0.5 | L | A ± 0.2 | H (max) | I (ref) | W | P (ref) | K |
|-----------|---------|-------------|---------|---------|---------|------------|---------|-------------------|
| B | 4 | 5.4 +.1,-.2 | 4.3 | 5.5 | 1.8 | 0.65 ± 0.1 | 1 | 0.35 + 0.15/-0.20 |
| C | 5 | 5.4 +.1,-.2 | 5.3 | 6.5 | 2.2 | 0.65 ± 0.1 | 1.5 | 0.35 + 0.15/-0.20 |
| D | 6.3 | 5.4 +.1,-.2 | 6.6 | 7.8 | 2.6 | 0.65 ± 0.1 | 1.8 | 0.35 + 0.15/-0.20 |
| X | 6.3 | 7.7 ±.3 | 6.6 | 7.8 | 2.6 | 0.65 ± 0.1 | 1.8 | 0.35 + 0.15/-0.20 |
| E | 8 | 6.2 ±.3 | 8.3 | 9.5 | 3.4 | 0.65 ± 0.1 | 2.2 | 0.35 + 0.15/-0.20 |
| F | 8 | 10.2 ±.3 | 8.3 | 10 | 3.4 | 0.90 ± 0.2 | 3.1 | 0.70 ± 0.20 |
| G | 10 | 10.2 ±.3 | 10.3 | 12 | 3.5 | 0.90 ± 0.2 | 4.6 | 0.70 ± 0.20 |

Ratings

| Cap (µF) | Catalog Part Number | Max DCL 2 min. (µA) | Max DF 120 Hz /20 °C | Max ESR 120 Hz /20 °C (Ω) | Max Ripple Current 120 Hz /105 °C (mA) | Case Code | Size D x L (mm) | Quantity per Reel |
|-------------------------------|---------------------|---------------------|----------------------|---------------------------|--|-----------|-----------------|-------------------|
| 6.3 Vdc (8 Vdc Surge) | | | | | | | | |
| 22.0 | AHA226M06B12T-F | 3.0 | 0.30 | 22.6 | 29 | B | 4 x 5.4 | 2000 |
| 33.0 | AHA336M06B12T-F | 3.0 | 0.35 | 17.6 | 29 | B | 4 x 5.4 | 2000 |
| 47.0 | AHA476M06B12T-F | 3.0 | 0.35 | 12.3 | 36 | B | 4 x 5.4 | 2000 |
| 47.0 | AHA476M06C12T-F | 3.0 | 0.30 | 10.6 | 46 | C | 5 x 5.4 | 1000 |
| 100.0 | AHA107M06C12T-F | 6.3 | 0.35 | 5.8 | 47 | C | 5 x 5.4 | 1000 |
| 100.0 | AHA107M06D16T-F | 6.3 | 0.30 | 5.0 | 71 | D | 6.3 x 5.4 | 1000 |
| 220.0 | AHA227M06D16T-F | 13.9 | 0.35 | 2.6 | 74 | D | 6.3 x 5.4 | 1000 |
| 330.0 | AHA337M06X16T-F | 20.8 | 0.30 | 1.5 | 105 | X | 6.3 x 7.7 | 900 |
| 330.0 | AHA337M06F24T-F | 20.8 | 0.35 | 1.8 | 230 | F | 8 x 10.2 | 500 |
| 470.0 | AHA477M06F24T-F | 29.6 | 0.35 | 1.2 | 300 | F | 8 x 10.2 | 500 |
| 1000.0 | AHA108M06F24T-F | 63.0 | 0.35 | 0.6 | 300 | F | 8 x 10.2 | 500 |
| 1000.0 | AHA108M06G24T-F | 63.0 | 0.35 | 0.6 | 400 | G | 10 x 10.2 | 500 |
| 1500.0 | AHA158M06G24T-F | 94.5 | 0.35 | 0.4 | 480 | G | 10 x 10.2 | 500 |
| 10 Vdc (13 Vdc Surge) | | | | | | | | |
| 22.0 | AHA226M10B12T-F | 3.0 | 0.30 | 22.6 | 28 | B | 4 x 5.4 | 2000 |
| 33.0 | AHA336M10B12T-F | 3.3 | 0.30 | 15.1 | 29 | B | 4 x 5.4 | 2000 |
| 33.0 | AHA336M10C12T-F | 3.3 | 0.22 | 11.1 | 43 | C | 5 x 5.4 | 1000 |
| 47.0 | AHA476M10C12T-F | 4.7 | 0.30 | 10.6 | 43 | C | 5 x 5.4 | 1000 |
| 100.0 | AHA107M10D16T-F | 10.0 | 0.30 | 5.0 | 70 | D | 6.3 x 5.4 | 1000 |
| 100.0 | AHA107M10E16T-F | 10.0 | 0.26 | 4.3 | 110 | E | 8 x 6.2 | 1000 |
| 220.0 | AHA227M10X16T-F | 22.0 | 0.22 | 1.7 | 105 | X | 6.3 x 7.7 | 900 |
| 220.0 | AHA227M10F24T-F | 22.0 | 0.26 | 2.0 | 160 | F | 8 x 10.2 | 500 |
| 470.0 | AHA477M10F24T-F | 47.0 | 0.26 | 0.9 | 200 | F | 8 x 10.2 | 500 |
| 470.0 | AHA477M10G24T-F | 47.0 | 0.26 | 0.9 | 270 | G | 10 x 10.2 | 500 |
| 1000.0 | AHA108M10G24T-F | 100.0 | 0.26 | 0.4 | 580 | G | 10 x 10.2 | 500 |
| 16 Vdc (20 Vdc Surge) | | | | | | | | |
| 10.0 | AHA106M16B12T-F | 3.0 | 0.16 | 26.5 | 28 | B | 4 x 5.4 | 2000 |
| 22.0 | AHA226M16B12T-F | 3.5 | 0.26 | 19.6 | 28 | B | 4 x 5.4 | 2000 |
| 22.0 | AHA226M16C12T-F | 3.5 | 0.16 | 12.1 | 39 | C | 5 x 5.4 | 1000 |
| 33.0 | AHA336M16C12T-F | 5.3 | 0.26 | 13.1 | 35 | C | 5 x 5.4 | 1000 |
| 47.0 | AHA476M16C12T-F | 7.5 | 0.26 | 9.2 | 39 | C | 5 x 5.4 | 1000 |
| 47.0 | AHA476M16D16T-F | 7.5 | 0.16 | 5.6 | 70 | D | 6.3 x 5.4 | 1000 |
| 100.0 | AHA107M16D16T-F | 10.0 | 0.26 | 4.3 | 70 | D | 6.3 x 5.4 | 1000 |
| 220.0 | AHA227M16X16T-F | 35.2 | 0.16 | 1.2 | 105 | X | 6.3 x 7.7 | 900 |
| 220.0 | AHA227M16F24T-F | 35.2 | 0.20 | 1.5 | 150 | F | 8 x 10.2 | 500 |
| 220.0 | AHA227M16G24T-F | 35.2 | 0.20 | 1.5 | 210 | G | 10 x 10.2 | 500 |
| 330.0 | AHA337M16F24T-F | 52.8 | 0.20 | 1.0 | 170 | F | 8 x 10.2 | 500 |
| 330.0 | AHA337M16G24T-F | 52.8 | 0.20 | 1.0 | 230 | G | 10 x 10.2 | 500 |
| 470.0 | AHA477M16F24T-F | 75.2 | 0.20 | 0.7 | 190 | F | 8 x 10.2 | 500 |
| 470.0 | AHA477M16G24T-F | 75.2 | 0.20 | 0.7 | 340 | G | 10 x 10.2 | 500 |
| 25 Vdc (31 Vdc Surge) | | | | | | | | |
| 4.7 | AHA475M25B12T-F | 3.0 | 0.14 | 49.4 | 22 | B | 4 x 5.4 | 2000 |
| 10.0 | AHA106M25B12T-F | 3.0 | 0.20 | 33.2 | 22 | B | 4 x 5.4 | 2000 |
| 10.0 | AHA106M25C12T-F | 3.0 | 0.14 | 23.2 | 28 | C | 5 x 5.4 | 1000 |
| 22.0 | AHA226M25C12T-F | 5.5 | 0.20 | 15.1 | 35 | C | 5 x 5.4 | 1000 |
| 22.0 | AHA226M25D16T-F | 5.5 | 0.14 | 10.6 | 55 | D | 6.3 x 5.4 | 1000 |
| 33.0 | AHA336M25C12T-F | 8.3 | 0.20 | 10.0 | 42 | C | 5 x 5.4 | 1000 |
| 33.0 | AHA336M25D16T-F | 8.3 | 0.14 | 7.0 | 65 | D | 6.3 x 5.4 | 1000 |
| 47.0 | AHA476M25D16T-F | 11.8 | 0.20 | 7.1 | 70 | D | 6.3 x 5.4 | 1000 |
| 47.0 | AHA476M25E16T-F | 11.8 | 0.16 | 5.6 | 91 | E | 8 x 6.2 | 1000 |
| 100.0 | AHA107M25E16T-F | 25.0 | 0.16 | 2.7 | 91 | E | 8 x 6.2 | 1000 |
| 100.0 | AHA107M25F24T-F | 25.0 | 0.16 | 2.7 | 130 | F | 8 x 10.2 | 500 |
| 220.0 | AHA227M25F24T-F | 55.0 | 0.16 | 1.2 | 160 | F | 8 x 10.2 | 500 |
| 220.0 | AHA227M25G24T-F | 55.0 | 0.16 | 1.2 | 190 | G | 10 x 10.2 | 500 |
| 330.0 | AHA337M25F24T-F | 82.5 | 0.16 | 0.8 | 180 | F | 8 x 10.2 | 500 |
| 330.0 | AHA337M25G24T-F | 82.5 | 0.16 | 0.8 | 340 | G | 10 x 10.2 | 500 |
| 470.0 | AHA477M25G24T-F | 117.5 | 0.16 | 0.6 | 360 | G | 10 x 10.2 | 500 |

Type AHA

SMT Aluminum Electrolytic Capacitors -55 °C to +105 °C - Long Life

| Cap (µF) | Catalog Part Number | Max DCL 2 min. (µA) | Max DF 120 Hz /20 °C | Max ESR 120 Hz /20 °C (Ω) | Max Ripple Current 120 Hz /105 °C (mA) | Case Code | Size D x L (mm) | Quantity per Reel |
|--------------------------------|------------------------|------------------------------|----------------------------|------------------------------------|---|--------------|-----------------------|----------------------|
| 35 Vdc (44 Vdc Surge) | | | | | | | | |
| 4.7 | AHA475M35B12T-F | 3.0 | 0.12 | 42.3 | 22 | B | 4 x 5.4 | 2000 |
| 10.0 | AHA106M35B12T-F | 3.6 | 0.16 | 26.5 | 22 | B | 4 x 5.4 | 2000 |
| 10.0 | AHA106M35C12T-F | 3.6 | 0.12 | 19.9 | 30 | C | 5 x 5.4 | 1000 |
| 22.0 | AHA226M35C12T-F | 7.7 | 0.16 | 12.1 | 35 | C | 5 x 5.4 | 1000 |
| 22.0 | AHA226M35D16T-F | 7.7 | 0.12 | 9.0 | 60 | D | 6.3 x 5.4 | 1000 |
| 33.0 | AHA336M35D16T-F | 11.6 | 0.16 | 8.0 | 42 | D | 6.3 x 5.4 | 1000 |
| 33.0 | AHA336M35E16T-F | 11.6 | 0.14 | 7.0 | 84 | E | 8 x 6.2 | 1000 |
| 47.0 | AHA476M35E16T-F | 16.5 | 0.14 | 4.9 | 84 | E | 8 x 6.2 | 1000 |
| 47.0 | AHA476M35F24T-F | 16.5 | 0.14 | 4.9 | 98 | F | 8 x 10.2 | 500 |
| 100.0 | AHA107M35X16T-F | 35.0 | 0.12 | 2.0 | 84 | X | 6.3 x 7.7 | 900 |
| 100.0 | AHA107M35F24T-F | 35.0 | 0.14 | 2.3 | 120 | F | 8 x 10.2 | 500 |
| 100.0 | AHA107M35G24T-F | 35.0 | 0.14 | 2.3 | 160 | G | 10 x 10.2 | 500 |
| 220.0 | AHA227M35F24T-F | 77.0 | 0.14 | 1.1 | 170 | F | 8 x 10.2 | 500 |
| 220.0 | AHA227M35G24T-F | 77.0 | 0.14 | 1.1 | 210 | G | 10 x 10.2 | 500 |
| 330.0 | AHA337M35G24T-F | 115.5 | 0.14 | 0.7 | 250 | G | 10 x 10.2 | 500 |
| 50 Vdc (63 Vdc Surge) | | | | | | | | |
| 0.10 | AHA104M50B12T-F* | 3.0 | 0.12 | 1990.0 | 1 | B | 4 x 5.4 | 2000 |
| 0.22 | AHA224M50B12T-F* | 3.0 | 0.12 | 905.0 | 2 | B | 4 x 5.4 | 2000 |
| 0.33 | AHA334M50B12T-F* | 3.0 | 0.12 | 603.0 | 3 | B | 4 x 5.4 | 2000 |
| 0.47 | AHA474M50B12T-F* | 3.0 | 0.12 | 424.0 | 5 | B | 4 x 5.4 | 2000 |
| 1.0 | AHA105M50B12T-F | 3.0 | 0.12 | 199.0 | 10 | B | 4 x 5.4 | 2000 |
| 2.2 | AHA225M50B12T-F | 3.0 | 0.12 | 90.5 | 16 | B | 4 x 5.4 | 2000 |
| 3.3 | AHA335M50B12T-F | 3.0 | 0.12 | 60.3 | 16 | B | 4 x 5.4 | 2000 |
| 4.7 | AHA475M50C12T-F | 3.0 | 0.12 | 42.4 | 23 | C | 5 x 5.4 | 1000 |
| 10.0 | AHA106M50D16T-F | 5.0 | 0.12 | 19.9 | 35 | D | 6.3 x 5.4 | 1000 |
| 22.0 | AHA226M50E16T-F | 11.0 | 0.12 | 9.0 | 70 | E | 8 x 6.2 | 1000 |
| 33.0 | AHA336M50X16T-F | 16.5 | 0.12 | 6.0 | 60 | X | 6.3 x 7.7 | 900 |
| 33.0 | AHA336M50E16T-F | 16.5 | 0.12 | 6.0 | 70 | E | 8 x 6.2 | 1000 |
| 33.0 | AHA336M50F24T-F | 16.5 | 0.12 | 6.0 | 91 | F | 8 x 10.2 | 500 |
| 47.0 | AHA476M50X16T-F | 23.5 | 0.12 | 4.2 | 63 | X | 6.3 x 7.7 | 900 |
| 47.0 | AHA476M50F24T-F | 23.5 | 0.12 | 4.2 | 95 | F | 8 x 10.2 | 500 |
| 47.0 | AHA476M50G24T-F | 23.5 | 0.12 | 4.2 | 100 | G | 10 x 10.2 | 500 |
| 100.0 | AHA107M50F24T-F | 50.0 | 0.12 | 2.0 | 110 | F | 8 x 10.2 | 500 |
| 100.0 | AHA107M50G24T-F | 50.0 | 0.12 | 2.0 | 120 | G | 10 x 10.2 | 500 |
| 220.0 | AHA227M50G24T-F | 110.0 | 0.12 | 0.9 | 150 | G | 10 x 10.2 | 500 |
| 63 Vdc (75 Vdc Surge) | | | | | | | | |
| 10.0 | AHA106M63E16T-F | 6.3 | 0.18 | 29.9 | 25 | E | 8 x 6.2 | 1000 |
| 22.0 | AHA226M63E16T-F | 13.9 | 0.18 | 13.6 | 30 | E | 8 x 6.2 | 1000 |
| 22.0 | AHA226M63F24T-F | 13.9 | 0.18 | 13.6 | 30 | F | 8 x 10.2 | 500 |
| 33.0 | AHA336M63G24T-F | 20.8 | 0.18 | 9.0 | 45 | G | 10 x 10.2 | 500 |
| 47.0 | AHA476M63F24T-F | 29.6 | 0.18 | 6.3 | 50 | F | 8 x 10.2 | 500 |
| 47.0 | AHA476M63G24T-F | 29.6 | 0.18 | 6.3 | 50 | G | 10 x 10.2 | 500 |
| 100 Vdc (125 Vdc Surge) | | | | | | | | |
| 3.3 | AHA335M2AE16T-F* | 3.3 | 0.18 | 90.5 | 30 | E | 8 x 6.2 | 1000 |
| 4.7 | AHA475M2AE16T-F | 4.7 | 0.18 | 63.5 | 30 | E | 8 x 6.2 | 1000 |
| 4.7 | AHA475M2AF24T-F* | 4.7 | 0.18 | 63.5 | 50 | F | 8 x 10.2 | 500 |
| 10.0 | AHA106M2AF24T-F | 10.0 | 0.18 | 29.8 | 55 | F | 8 x 10.2 | 500 |
| 22.0 | AHA226M2AF24T-F | 22.0 | 0.18 | 13.6 | 55 | F | 8 x 10.2 | 500 |
| 22.0 | AHA226M2AG24T-F | 22.0 | 0.18 | 13.6 | 60 | G | 10 x 10.2 | 500 |
| 33.0 | AHA336M2AG24T-F | 33.0 | 0.18 | 9.0 | 65 | G | 10 x 10.2 | 500 |

* denotes a discontinued part

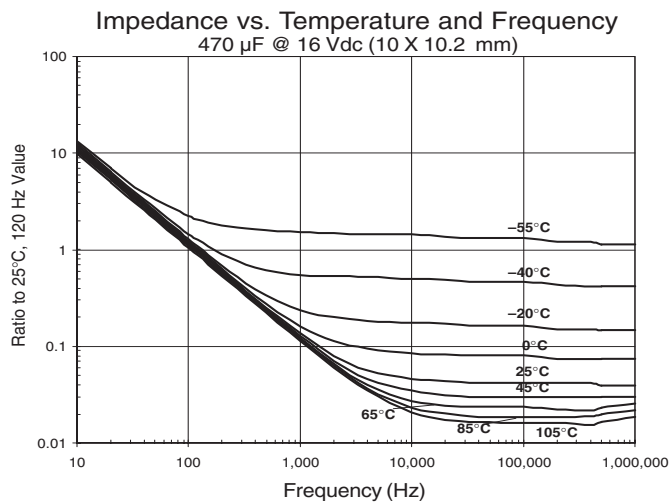
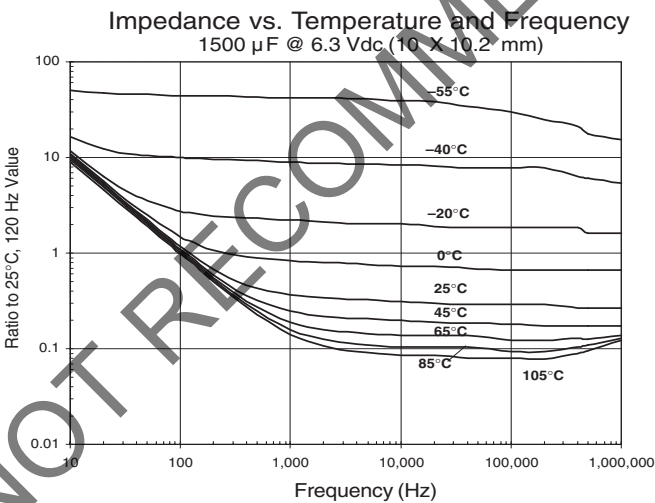
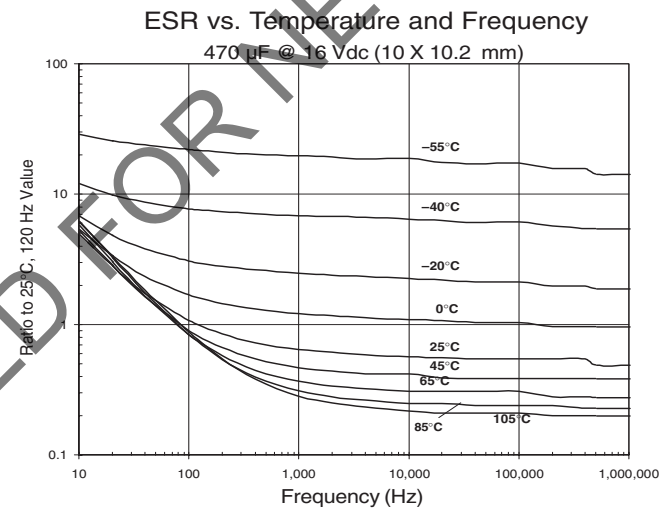
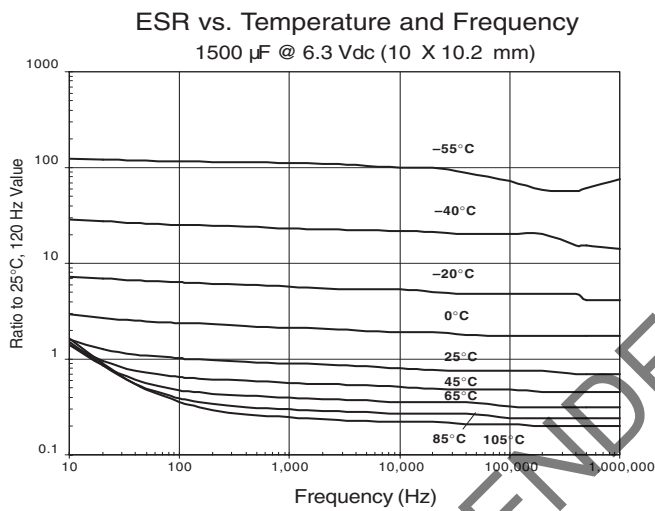
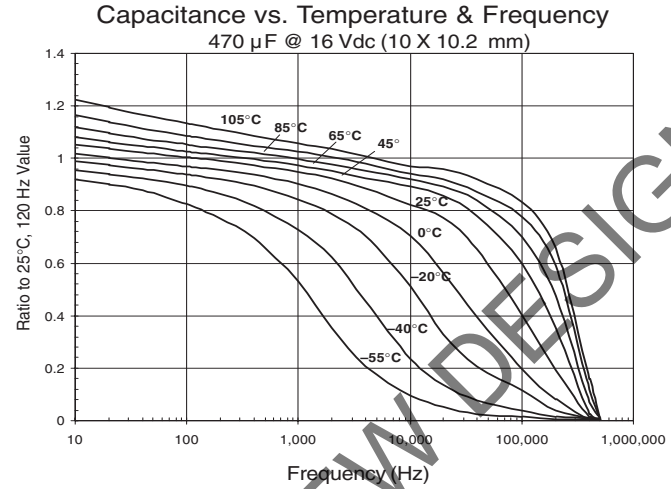
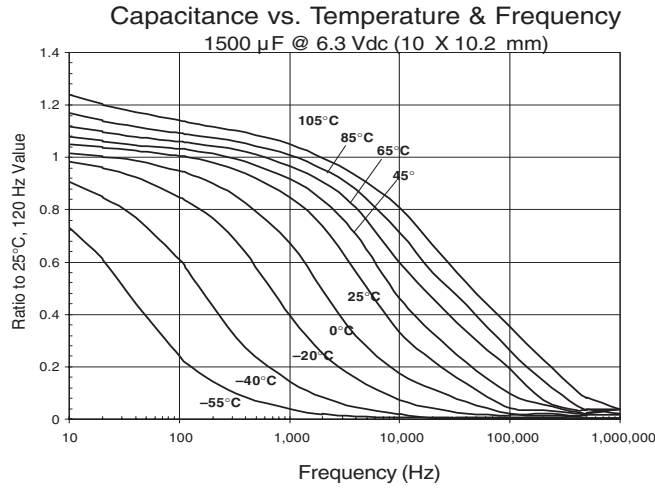
Part Numbering System

| Series | Capacitance | Capacitance Tolerance | Voltage | Case Code | Packaging Information | RoHS Compliant |
|-----------------|-------------|-----------------------|--------------------------|-----------|-----------------------|----------------|
| AHA | 106 | M | 16 | B | 12T | - F |
| I | I | I | I | I | I | I |
| 104 = 0.1 µF | | | 06 = 6.3 Vdc 35 = 35 Vdc | | | |
| 105 = 1.0 µF | | M = ±20% | 10 = 10 Vdc 50 = 50 Vdc | B = B | 12 = Carrier Tape | |
| 106 = 10.0 µF | | | 16 = 16 Vdc 63 = 63 Vdc | | Width (mm) | |
| 107 = 100.0 µF | | | 25 = 25 Vdc 2A = 100 Vdc | | T = Tape & Reel | |
| 108 = 1000.0 µF | | | | | B = Bulk | |

Type AHA

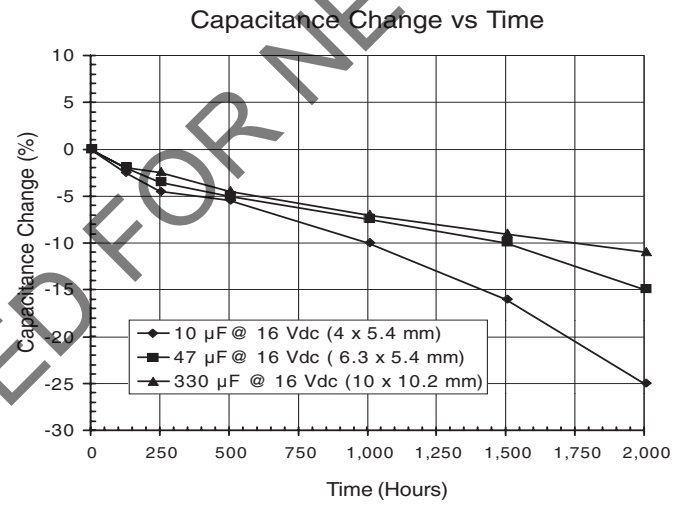
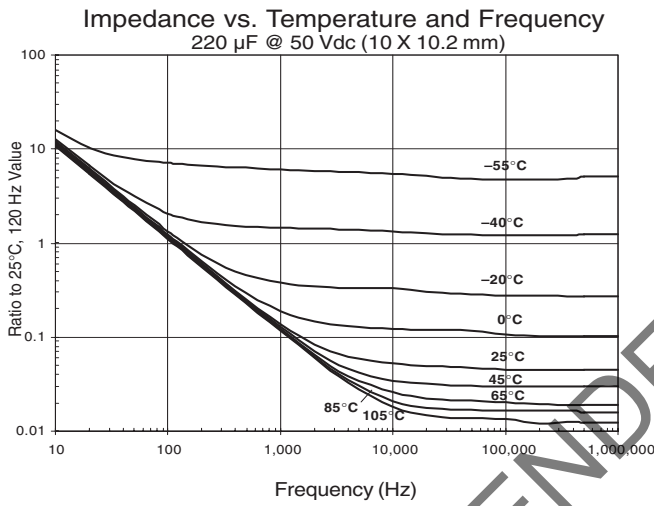
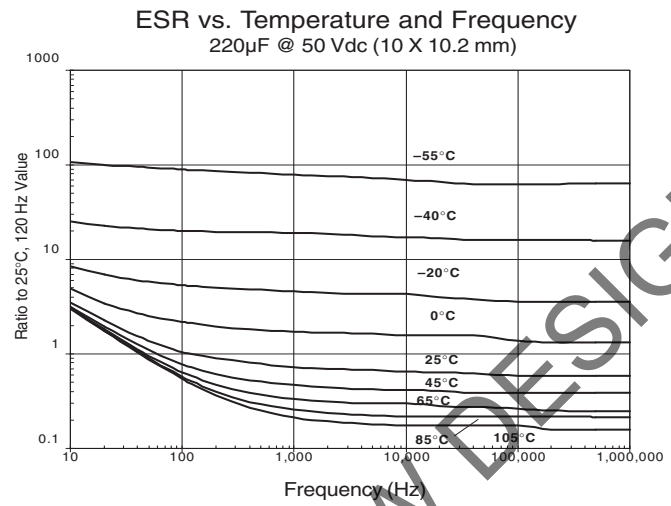
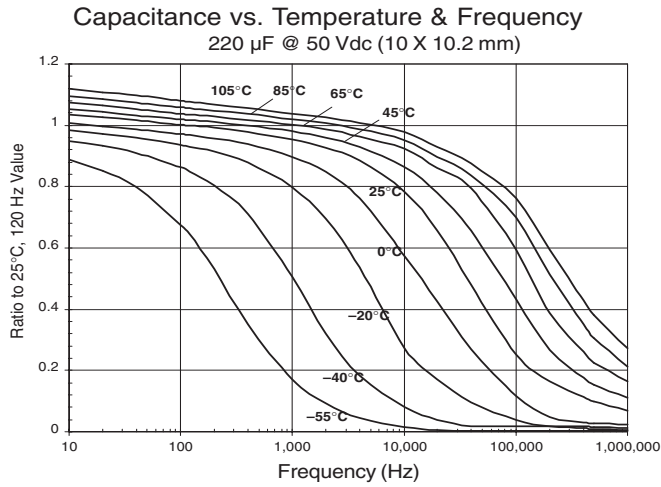
SMT Aluminum Electrolytic Capacitors -55 °C to +105 °C - Long Life

Typical Performance Curves

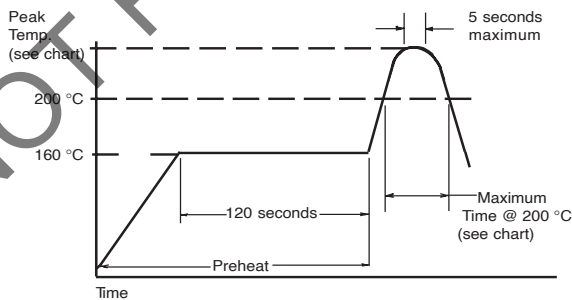


Type AHA

SMT Aluminum Electrolytic Capacitors -55 °C to +105 °C - Long Life



Reflow Soldering Temperature Profile for Part Numbers Ending in -F



| Case Code | Peak Temperature (°C) | Max. Time at or above 200°C (sec.) | Number of Reflow Processes |
|------------|-----------------------|------------------------------------|----------------------------|
| B, C, D, X | 250 | 60 | 1 |
| E, F, G | 235 | 60 | 1 |

See SMT application guide for land pattern, tape and reel specifications, and cleaning information.

Type AHA

SMT Aluminum Electrolytic Capacitors -55 °C to +105 °C - Long Life

Notice and Disclaimer: All product drawings, descriptions, specifications, statements, information and data (collectively, the "Information") in this datasheet or other publication are subject to change. The customer is responsible for checking, confirming and verifying the extent to which the Information contained in this datasheet or other publication is applicable to an order at the time the order is placed. All Information given herein is believed to be accurate and reliable, but it is presented without any guarantee, warranty, representation or responsibility of any kind, expressed or implied. Statements of suitability for certain applications are based on the knowledge that the Cornell Dubilier company providing such statements ("Cornell Dubilier") has of operating conditions that such Cornell Dubilier company regards as typical for such applications, but are not intended to constitute any guarantee, warranty or representation regarding any such matter – and Cornell Dubilier specifically and expressly disclaims any guarantee, warranty or representation concerning the suitability for a specific customer application, use, storage, transportation, or operating environment. The Information is intended for use only by customers who have the requisite experience and capability to determine the correct products for their application. Any technical advice inferred from this Information or otherwise provided by Cornell Dubilier with reference to the use of any Cornell Dubilier products is given gratis (unless otherwise specified by Cornell Dubilier), and Cornell Dubilier assumes no obligation or liability for the advice given or results obtained. Although Cornell Dubilier strives to apply the most stringent quality and safety standards regarding the design and manufacturing of its products, in light of the current state of the art, isolated component failures may still occur. Accordingly, customer applications which require a high degree of reliability or safety should employ suitable designs or other safeguards (such as installation of protective circuitry or redundancies or other appropriate protective measures) in order to ensure that the failure of an electrical component does not result in a risk of personal injury or property damage. Although all product-related warnings, cautions and notes must be observed, the customer should not assume that all safety measures are indicated in such warnings, cautions and notes, or that other safety measures may not be required.

NOT RECOMMENDED FOR NEW DESIGN

Looking for pricing, stock, or lifecycle information?

Click below to explore more details on WIN SOURCE:

 [View AHA226M25D16T-F on WIN SOURCE](#)

 [Manufacturer Information](#)

Optimize Your Supply Chain with WIN SOURCE Solutions

-  Global Sourcing Solution
-  Obsolete Management
-  Cost Control Management
-  Shortage Management
-  Alternative Solution
-  Excess Inventory Management