



**THE DATASHEET OF  
M85049/95-18A**



# FLANGE MOUNT

## 3/4 PERIMETER

M85049	/95	-10	A
SERIES	SLASH SHEET	DASH NUMBER	FINISH
		Table A	View Finish Table Pg. 10

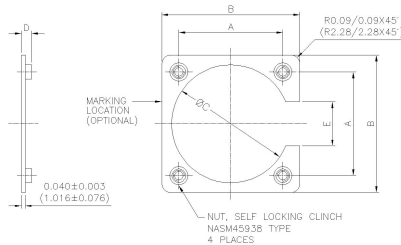


TABLE A

Dash Number	Class	THREAD UNJC-3B	A		B Max.		C		D		E	
			±0.005	±0.127			±0.015	±0.38			±0.030	±0.76
			inch	mm	inch	mm	inch	mm	inch	mm	inch	mm
3	A	4-40	0.625	15.88	0.940	23.88	0.641	16.28	0.106/0.166	2.69/4.22	0.325	8.26
7	A	4-40	0.719	18.26	1.034	26.26	0.688	17.48	0.106/0.166	2.69/4.22	0.433	11.00
8	A	4-40	0.594	15.09	0.900	22.86	0.570	14.48	0.106/0.166	2.69/4.22	0.308	7.82
10	A	4-40	0.719	18.26	1.034	26.26	0.720	18.29	0.106/0.166	2.69/4.22	0.433	11.00
10	B	6-32	0.812	20.62	1.202	30.53	0.749	19.02	0.123/0.183	3.12/4.65	0.433	11.00
12	A	4-40	0.812	20.62	1.119	28.42	0.855	21.72	0.106/0.166	2.69/4.22	0.530	13.46
12	B	6-32	0.938	23.83	1.327	33.71	0.938	23.83	0.123/0.183	3.12/4.65	0.530	13.46
14	A	4-40	0.906	23.01	1.213	30.81	1.031	24.99	0.106/0.166	2.69/4.22	0.624	15.85
14	B	6-32	1.031	26.19	1.421	36.09	0.984	26.19	0.123/0.183	3.12/4.65	0.624	15.85
16	A	4-40	0.969	24.61	1.295	32.89	1.094	27.79	0.106/0.166	2.69/4.22	0.687	17.45
16	B	6-32	1.125	28.58	1.515	38.48	1.125	28.58	0.123/0.183	3.12/4.65	0.687	17.45
18	A	4-40	1.062	26.97	1.421	36.09	1.220	30.99	0.106/0.166	2.69/4.22	0.780	19.81
18	B	6-32	1.203	30.56	1.593	40.46	1.234	31.34	0.123/0.183	3.12/4.65	0.780	19.81
19	A	4-40	0.906	23.01	1.207	30.66	0.953	24.21	0.106/0.166	2.69/4.22	0.620	15.75
20	A	4-40	1.156	29.36	1.550	39.37	1.345	34.16	0.106/0.166	2.69/4.22	0.874	22.20
20	B	6-32	1.297	32.94	1.703	43.26	1.359	34.52	0.123/0.183	3.12/4.65	0.865	21.97
22	A	4-40	1.250	31.75	1.680	42.67	1.478	37.54	0.106/0.166	2.69/4.22	0.968	24.59
22	B	6-32	1.375	34.93	1.753	44.53	1.483	37.67	0.123/0.183	3.12/4.65	0.907	23.04
24	A	6-32	1.500	38.10	1.906	48.41	1.560	39.62	0.123/0.183	3.12/4.65	1.000	25.40
24	B	6-32	1.375	34.93	1.800	45.72	1.595	40.51	0.123/0.183	3.12/4.65	1.031	26.19
25	A	6-32	1.500	38.10	1.906	48.41	1.658	42.11	0.123/0.183	3.12/4.65	1.125	28.58
27	A	4-40	0.969	24.61	1.270	32.26	1.094	27.79	0.106/0.166	2.69/4.22	0.683	17.35
28	A	6-32	1.562	39.67	2.015	51.18	1.820	46.23	0.123/0.183	3.12/4.65	1.125	28.58
32	A	6-32	1.750	44.45	2.327	59.11	2.062	52.37	0.123/0.183	3.12/4.65	1.188	30.18
36	A	6-32	1.938	49.23	2.515	63.88	2.312	58.72	0.123/0.183	3.12/4.65	1.375	34.93
37	A	4-40	1.187	30.15	1.515	38.48	1.281	32.54	0.106/0.166	2.69/4.22	0.874	22.20
61	A	4-40	1.437	36.50	1.827	46.41	1.594	40.49	0.106/0.166	2.69/4.22	1.062	26.97



# FLANGE MOUNT

## 3/4 PERIMETER

TABLE B – MOUNTING FLANGE CONNECTOR APPLICATION DATA											
DASH NO/ CLASS	MIL-DTL-38999				MIL-DTL-5015	AS81703 SERIES 3	MIL-DTL-26482 SERIES 1 & 2	MIL-DTL-83723 SERIES III	MIL-DTL-26500 NAS 1599	MIL-C-81511	MIL-DTL-27599
	SERIES I	SERIES II	SERIES III	SERIES IV							
CONNECTOR SHELL SIZE											
3A						3					
7A						7					
8A		8			8S		8	8	8	8	8
10A	9	10	9 (A)		10SL		10	10	10	10	10
10B											
12A	11	12	11 (B)	11 (B)	12, 12S	12	12	12	12		12
12B											
14A	13	14	13 (C)	13 (C)	14, 14S	19	14	14	14	14	14
14B											
16A	15	16	15 (D)	15 (D)	16, 16S	27	16	16	16	16	16
16B											
18A	17	18	17 (E)	17 (E)	18		18	18	18	18	18
18B											
20A	19	20	19 (F)	19 (F)	20		20	20	20	20	20
20B											
22A	21	22	21 (G)	21 (G)	22		22	22	22	22	22
22B											
24A											
24B	23	24	23 (H)	23 (H)	24		24	24	24	24	24
25A	25		25 (J)	25 (J)							
27A											
28A					28						
32A											
36A											
37A						37					
61A						61					

## Looking for pricing, stock, or lifecycle information?

Click below to explore more details on WIN SOURCE:

-  [View M85049/95-18A on WIN SOURCE](#)
-  [Amphenol PCD Information](#)

## Optimize Your Supply Chain with WIN SOURCE Solutions

-  Global Sourcing Solution
-  Obsolete Management
-  Cost Control Management
-  Shortage Management
-  Alternative Solution
-  Excess Inventory Management