




**THE DATASHEET OF  
ISL4805A**



# 1.5 Watts

## ISL Series



- Single & Dual Regulated Outputs
- 4:1 Input Range
- SMD Package
- Industry Standard Pinout
- 1500 VDC Isolation
- Short Circuit Protection
- 3 Year Warranty

### Specification

#### Input

- Input Voltage Range** • 24 V (9-36 VDC)  
48 V (18-72 VDC)
- Input Reverse Voltage Protection** • None
- Input Surge** • 24 V: 40 VDC for 100 ms  
48 V: 80 VDC for 100 ms

#### Output

- Output Voltage** • See table
- Minimum Load** • 10%<sup>(1)</sup>
- Line Regulation** • ±0.2% typical
- Load Regulation** • ±0.5% typical
- Setpoint Accuracy** • ±1%/±3% typical, positive/negative output
- Ripple & Noise** • 100 mV pk-pk 20 MHz bandwidth
- Temperature Coefficient** • 0.03%/°C
- Short Circuit Protection** • Continuous, automatic recovery

#### General

- Efficiency** • See table
- Isolation Voltage** • 1500 VDC
- Isolation Resistance** • 10<sup>9</sup> Ω
- Isolation Capacitance** • 1000 pF typical
- Switching Frequency** • 550 kHz typical at nominal input, full load
- MTBF** • >1 Mhrs to MIL-HDBK-217F at 25 °C, GB
- Recommended Solder Profile** • IPC/JEDEC J-STD-020D.1

#### Environmental

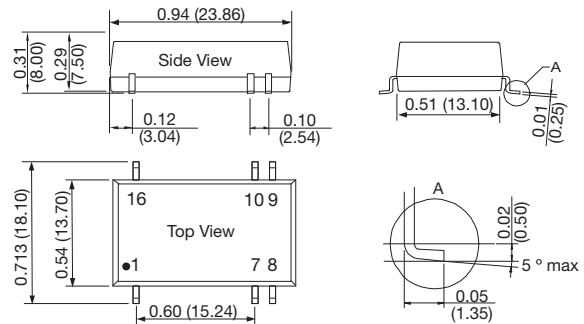
- Operating Temperature** • -40 °C to +85 °C, derate from 100% load at 70 °C to 0% load at 100 °C
- Storage Temperature** • -55 °C to +125 °C
- Case Temperature** • 100 °C max
- Cooling** • Convection-cooled
- Lead Temperature** • 240 °C, 0.06 in (1.5 mm) from case, 10 s

#### Notes

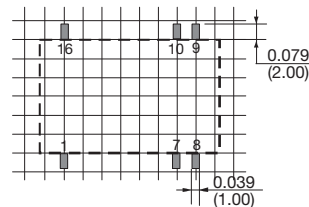
1. Operation at no load will not damage unit but it may not meet all specifications.

Input Voltage	Output Voltage	Output Current	Efficiency (typ)	Model Number <sup>(6)</sup>
24 VDC	15.0 V	100 mA	80%	ISL2415A

### Mechanical Details



**Recommended footprint**  
Top view grid: 0.1 x 0.1 in (2.54 x 2.54 mm)



Pin	Single	Dual
1	-Vin	-Vin
7	N.C.	N.C.
8	N.C.	0 V
9	+Vo	+Vo
10	0 V	-Vo
16	+Vin	+Vin



N.C. Not connected

#### Notes







1. All dimensions in inches (mm)
2. Tolerance: ±0.010 (±0.25)
3. Weight: 0.011 lbs (5.2 g)
4. Pin tolerance: ±0.004 (±0.10 mm)
5. For optional tape & reel option add suffix -TR to the end of the p/n. Reel quantity = 200

## Looking for pricing, stock, or lifecycle information?

Click below to explore more details on WIN SOURCE:

-  [View ISL4805A on WIN SOURCE](#)
-  [XP Power Information](#)

## Optimize Your Supply Chain with WIN SOURCE Solutions

-  Global Sourcing Solution
-  Obsolete Management
-  Cost Control Management
-  Shortage Management
-  Alternative Solution
-  Excess Inventory Management