



Features

- High voltage and current rating
- Straight and kinked lead styles available
- Bidirectional
- Surge protection
- Fast response time
- RoHS compliant*
- Agency listing: US

Additional Information

Click these links for more information:

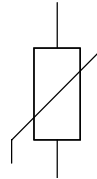


MOV-14DxxxK Series – Metal Oxide Varistor

General Information

The MOV-14DxxxK Series of 14 mm radial leaded varistor devices protects against overvoltage transients such as lightning, power contact and power induction. The metal oxide varistors offer a choice of varistor voltages from 18 V to 1800 V and V_{rms} voltages from 11 V to 1100 V.

The devices have a high current handling, high energy absorption capability and fast response times to protect against transient faults up to rated limits.



Industry Standard Compliance

| Standard | UL 1449 |
|-------------|-------------------------|
| File Number | E313168 |

Absolute Maximum Ratings (@ $T_A = 25^\circ\text{C}$ Unless Otherwise Noted)

| Parameter | Symbol | Min. | Typ. | Max. | Unit |
|--|-----------|------|------|------|-----------------------|
| Operating Temperature | T_{OPR} | -40 | 25 | +105 | $^\circ\text{C}$ |
| Storage Temperature | T_{STG} | -40 | 25 | +125 | $^\circ\text{C}$ |
| Rated Wattage | P_W | | | 0.60 | Watt |
| Varistor Voltage Temperature Coefficient | V_{TC} | 0 | | 0.05 | $\% / ^\circ\text{C}$ |
| Response Time | T_r | | 10 | 25 | ns |
| Varistor Voltage Tolerance | V_{tol} | -10 | 0 | 10 | $\%$ |

Electrical Characteristics (@ $T_A = 25^\circ\text{C}$ Unless Otherwise Noted)

| Bourns Part No. | Max. Continuous Voltage (V) | | Voltage @ 1 mA DC (V) | | | Voltage @ Class Current (8/20 μs) | | Max. Peak Current (8/20 μs) One Time | Max. Energy (J) 8/20 μs | Typ. Cap. (pF) 1 kHz |
|-----------------|-----------------------------|------|-----------------------|------|------|---|---------------------------|---|---------------------------------------|-------------------------|
| | r.m.s. | d.c. | Min. | Nom. | Max. | Class Current (A) | Max. Clamping Voltage (V) | | | |
| | MOV-14D180K | 11 | 14 | 16 | 18 | 20 | 10 | 36 | 1000 | 4.0 |
| MOV-14D220K | 14 | 18 | 20 | 22 | 24 | 10 | 43 | 1000 | 5.0 | 12000 |
| MOV-14D270K | 17 | 22 | 24 | 27 | 30 | 10 | 53 | 1000 | 6.0 | 9840 |
| MOV-14D330K | 20 | 26 | 30 | 33 | 36 | 10 | 65 | 1000 | 7.5 | 8640 |
| MOV-14D390K | 25 | 31 | 35 | 39 | 43 | 10 | 77 | 1000 | 8.6 | 7680 |
| MOV-14D470K | 30 | 38 | 42 | 47 | 52 | 10 | 93 | 1000 | 10.0 | 7200 |
| MOV-14D560K | 35 | 45 | 50 | 56 | 62 | 10 | 110 | 1000 | 11.0 | 6960 |
| MOV-14D680K | 40 | 56 | 61 | 68 | 75 | 10 | 135 | 1000 | 14.0 | 6240 |
| MOV-14D820K | 50 | 65 | 74 | 82 | 90 | 50 | 135 | 4500 | 22.0 | 3000 |
| MOV-14D101K | 60 | 85 | 90 | 100 | 110 | 50 | 165 | 4500 | 28.0 | 2400 |
| MOV-14D121K | 75 | 100 | 108 | 120 | 132 | 50 | 200 | 4500 | 32.0 | 2040 |
| MOV-14D151K | 95 | 125 | 135 | 150 | 165 | 50 | 250 | 4500 | 40.0 | 1560 |
| MOV-14D181K | 115 | 150 | 162 | 180 | 198 | 50 | 300 | 4500 | 50.0 | 1320 |
| MOV-14D201K | 130 | 170 | 185 | 200 | 225 | 50 | 340 | 4500 | 57.0 | 1200 |
| MOV-14D221K | 140 | 180 | 198 | 220 | 242 | 50 | 360 | 4500 | 60.0 | 1080 |
| MOV-14D241K | 150 | 200 | 216 | 240 | 264 | 50 | 395 | 4500 | 63.0 | 996 |
| MOV-14D271K | 175 | 225 | 243 | 270 | 297 | 50 | 455 | 4500 | 70.0 | 888 |
| MOV-14D301K | 190 | 250 | 270 | 300 | 330 | 50 | 500 | 4500 | 77.0 | 804 |
| MOV-14D331K | 210 | 275 | 297 | 330 | 363 | 50 | 550 | 4500 | 85.0 | 732 |
| MOV-14D361K | 230 | 300 | 324 | 360 | 396 | 50 | 595 | 4500 | 93.0 | 672 |
| MOV-14D391K | 250 | 320 | 351 | 390 | 429 | 50 | 650 | 4500 | 100.0 | 612 |
| MOV-14D431K | 275 | 350 | 387 | 430 | 473 | 50 | 710 | 4500 | 115.0 | 552 |
| MOV-14D471K | 300 | 385 | 423 | 470 | 517 | 50 | 775 | 4500 | 125.0 | 516 |
| MOV-14D511K | 320 | 415 | 459 | 510 | 561 | 50 | 845 | 4500 | 125.0 | 468 |
| MOV-14D561K | 350 | 460 | 504 | 560 | 616 | 50 | 925 | 4500 | 125.0 | 432 |
| MOV-14D621K | 385 | 505 | 558 | 620 | 682 | 50 | 1025 | 4500 | 125.0 | 384 |
| MOV-14D681K | 420 | 560 | 612 | 680 | 748 | 50 | 1120 | 4500 | 130.0 | 360 |
| MOV-14D751K | 460 | 615 | 675 | 750 | 825 | 50 | 1240 | 4500 | 143.0 | 324 |
| MOV-14D781K | 485 | 640 | 702 | 780 | 858 | 50 | 1290 | 4500 | 148.0 | 312 |
| MOV-14D821K | 510 | 670 | 738 | 820 | 902 | 50 | 1355 | 4500 | 157.0 | 300 |
| MOV-14D911K | 550 | 745 | 819 | 910 | 1001 | 50 | 1500 | 4500 | 175.0 | 288 |
| MOV-14D102K | 625 | 825 | 900 | 1000 | 1100 | 50 | 1650 | 4500 | 190.0 | 264 |
| MOV-14D112K | 680 | 895 | 990 | 1100 | 1210 | 50 | 1815 | 4500 | 213.0 | 240 |
| MOV-14D152K | 940 | 1200 | 1350 | 1500 | 1650 | 50 | 2475 | 4500 | 329.0 | 180 |
| MOV-14D182K | 1100 | 1465 | 1620 | 1800 | 1980 | 50 | 2970 | 4500 | 335.0 | 156 |



WARNING
Cancer and Reproductive Harm
www.P65Warnings.ca.gov

*RoHS Directive 2015/863, Mar 31, 2015 and Annex.

Specifications are subject to change without notice. Users should verify actual device performance in their specific applications. The products described herein and this document are subject to specific legal disclaimers as set forth on the last page of this document, and at www.bourns.com/docs/legal/disclaimer.pdf.

Applications

- Power supplies
- Power systems
- Line voltage
- Telecom systems
- White goods / appliances

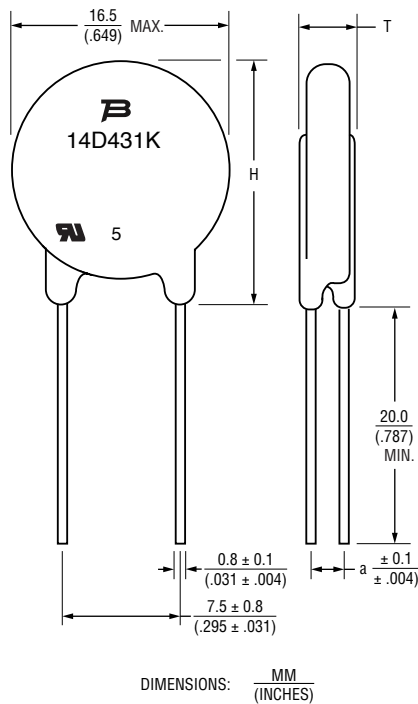
MOV-14DxxxK Series – Metal Oxide Varistor

BOURNS®

Product Dimensions

This is an RoHS compliant molded radial package with 100 % Sn plating on the terminations.

Straight Leads



(Kinked Product Dimensions continue on pages 3 and 4.)

| Bourns Part Number | Dim T (Max.) | Dim H (Max.) | Dim a (Typ.) |
|--------------------|----------------------|----------------|----------------------|
| MOV-14D180K | $\frac{3.8}{(.150)}$ | 20.0 (.787) | $\frac{1.6}{(.063)}$ |
| MOV-14D220K | $\frac{3.9}{(.154)}$ | | $\frac{1.6}{(.063)}$ |
| MOV-14D270K | $\frac{4.2}{(.165)}$ | | $\frac{1.7}{(.067)}$ |
| MOV-14D330K | $\frac{3.8}{(.150)}$ | | $\frac{1.8}{(.071)}$ |
| MOV-14D390K | $\frac{4.0}{(.157)}$ | | $\frac{1.9}{(.075)}$ |
| MOV-14D470K | $\frac{4.2}{(.165)}$ | | $\frac{2.1}{(.083)}$ |
| MOV-14D560K | $\frac{4.3}{(.169)}$ | | $\frac{2.3}{(.091)}$ |
| MOV-14D680K | $\frac{4.4}{(.173)}$ | | $\frac{2.6}{(.102)}$ |
| MOV-14D820K | $\frac{3.8}{(.150)}$ | | $\frac{1.6}{(.063)}$ |
| MOV-14D101K | $\frac{4.0}{(.157)}$ | | $\frac{1.7}{(.067)}$ |
| MOV-14D121K | $\frac{4.2}{(.165)}$ | | $\frac{1.7}{(.067)}$ |
| MOV-14D151K | $\frac{4.4}{(.173)}$ | | $\frac{1.8}{(.071)}$ |
| MOV-14D181K | $\frac{3.6}{(.142)}$ | | $\frac{1.9}{(.075)}$ |
| MOV-14D201K | $\frac{3.8}{(.150)}$ | | $\frac{2.0}{(.079)}$ |
| MOV-14D221K | $\frac{3.9}{(.154)}$ | | $\frac{2.1}{(.083)}$ |
| MOV-14D241K | $\frac{4.0}{(.157)}$ | | $\frac{2.2}{(.087)}$ |
| MOV-14D271K | $\frac{4.2}{(.165)}$ | | $\frac{2.3}{(.091)}$ |
| MOV-14D301K | $\frac{4.4}{(.173)}$ | | $\frac{2.5}{(.098)}$ |

| Bourns Part Number | Dim T (Max.) | Dim H (Max.) | Dim a (Typ.) |
|--------------------|----------------------|----------------|----------------------|
| MOV-14D331K | $\frac{4.6}{(.181)}$ | 20.0 (.787) | $\frac{2.6}{(.102)}$ |
| MOV-14D361K | $\frac{4.8}{(.189)}$ | | $\frac{2.6}{(.102)}$ |
| MOV-14D391K | $\frac{5.0}{(.197)}$ | | $\frac{2.9}{(.114)}$ |
| MOV-14D431K | $\frac{5.2}{(.205)}$ | | $\frac{3.1}{(.122)}$ |
| MOV-14D471K | $\frac{5.4}{(.213)}$ | | $\frac{3.2}{(.126)}$ |
| MOV-14D511K | $\frac{5.5}{(.217)}$ | | $\frac{3.5}{(.138)}$ |
| MOV-14D561K | $\frac{6.0}{(.236)}$ | 22.0 (.866) | $\frac{3.8}{(.150)}$ |
| MOV-14D621K | $\frac{6.4}{(.252)}$ | | $\frac{4.0}{(.157)}$ |
| MOV-14D681K | $\frac{6.5}{(.256)}$ | | $\frac{4.2}{(.165)}$ |
| MOV-14D751K | $\frac{6.7}{(.264)}$ | | $\frac{4.2}{(.165)}$ |
| MOV-14D781K | $\frac{6.9}{(.272)}$ | | $\frac{4.4}{(.173)}$ |
| MOV-14D821K | $\frac{7.3}{(.287)}$ | | $\frac{4.4}{(.173)}$ |
| MOV-14D911K* | $\frac{7.3}{(.287)}$ | | $\frac{4.4}{(.173)}$ |
| MOV-14D102K* | $\frac{8.2}{(.323)}$ | | $\frac{4.6}{(.181)}$ |
| MOV-14D112K* | $\frac{8.7}{(.343)}$ | | $\frac{5.0}{(.197)}$ |
| MOV-14D152K** | N/A | | |
| MOV-14D182K** | N/A | | |

* Not available in Tape & Reel packaging.

**Not available in Tape & Reel packaging.

Not available in Straight Lead configuration; see Kinked Leads (In-line) configuration.

Specifications are subject to change without notice.

Users should verify actual device performance in their specific applications.

The products described herein and this document are subject to specific legal disclaimers as set forth on the last page of this document, and at www.bourns.com/docs/legal/disclaimer.pdf.

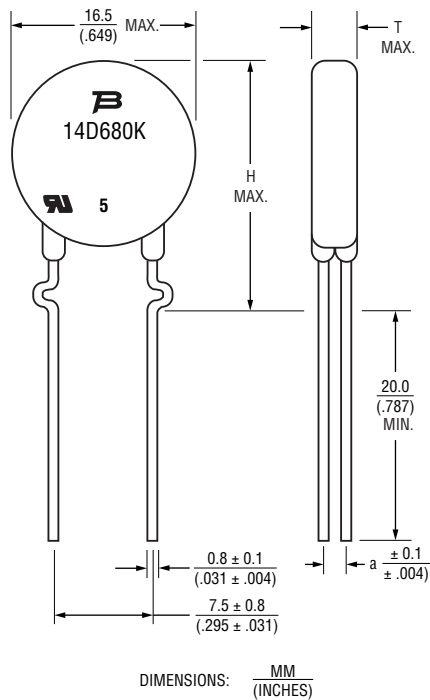
MOV-14DxxxK Series – Metal Oxide Varistor

BOURNS®

Product Dimensions (Continued)

This is an RoHS compliant molded radial package with 100 % Sn plating on the terminations.

Kinked Leads (Outward)



(Kinked Lead Product Dimensions continue on page 4.)

| Bourns Part Number | Dim T (Max.) | Dim H (Max.) | Dim a (Typ.) |
|--------------------|----------------------|----------------|----------------------|
| MOV-14D180KK | $\frac{3.8}{(.150)}$ | 21.0 (.827) | $\frac{1.6}{(.063)}$ |
| MOV-14D220KK | $\frac{3.9}{(.154)}$ | | $\frac{1.6}{(.063)}$ |
| MOV-14D270KK | $\frac{4.2}{(.165)}$ | | $\frac{1.7}{(.067)}$ |
| MOV-14D330KK | $\frac{3.8}{(.150)}$ | | $\frac{1.8}{(.071)}$ |
| MOV-14D390KK | $\frac{4.0}{(.157)}$ | | $\frac{1.9}{(.075)}$ |
| MOV-14D470KK | $\frac{4.2}{(.165)}$ | | $\frac{2.1}{(.083)}$ |
| MOV-14D560KK | $\frac{4.3}{(.169)}$ | | $\frac{2.3}{(.091)}$ |
| MOV-14D680KK | $\frac{4.4}{(.173)}$ | | $\frac{2.6}{(.102)}$ |
| MOV-14D820KK | $\frac{3.8}{(.150)}$ | | $\frac{1.6}{(.063)}$ |
| MOV-14D101KK | $\frac{4.0}{(.157)}$ | | $\frac{1.7}{(.067)}$ |
| MOV-14D121KK | $\frac{4.2}{(.165)}$ | | $\frac{1.7}{(.067)}$ |
| MOV-14D151KK | $\frac{4.4}{(.173)}$ | | $\frac{1.8}{(.071)}$ |
| MOV-14D181KK | $\frac{3.6}{(.142)}$ | | $\frac{1.9}{(.075)}$ |
| MOV-14D201KK | $\frac{3.8}{(.150)}$ | | $\frac{2.0}{(.079)}$ |
| MOV-14D221KK | $\frac{3.9}{(.154)}$ | | $\frac{2.1}{(.083)}$ |
| MOV-14D241KK | $\frac{4.0}{(.157)}$ | | $\frac{2.2}{(.087)}$ |
| MOV-14D271KK | $\frac{4.2}{(.165)}$ | | $\frac{2.3}{(.091)}$ |
| MOV-14D301KK | $\frac{4.4}{(.173)}$ | | $\frac{2.5}{(.098)}$ |

* Not available in Tape & Reel packaging.

| Bourns Part Number | Dim T (Max.) | Dim H (Max.) | Dim a (Typ.) |
|--------------------|----------------------|----------------|---|
| MOV-14D331KK | $\frac{4.6}{(.181)}$ | 21.0 (.827) | $\frac{2.6}{(.102)}$ |
| MOV-14D361KK | $\frac{4.8}{(.189)}$ | | $\frac{2.6}{(.102)}$ |
| MOV-14D391KK | $\frac{5.0}{(.197)}$ | | $\frac{2.9}{(.114)}$ |
| MOV-14D431KK | $\frac{5.2}{(.205)}$ | | $\frac{3.1}{(.122)}$ |
| MOV-14D471KK | $\frac{5.4}{(.213)}$ | | $\frac{3.2}{(.126)}$ |
| MOV-14D511KK | $\frac{5.5}{(.217)}$ | | $\frac{3.5}{(.138)}$ |
| MOV-14D561KK | $\frac{6.0}{(.236)}$ | 23.0 (.905) | $\frac{3.8}{(.150)}$ |
| MOV-14D621KK | $\frac{6.4}{(.252)}$ | | $\frac{4.0}{(.157)}$ |
| MOV-14D681KK | $\frac{6.5}{(.256)}$ | | $\frac{4.2}{(.165)}$ |
| MOV-14D751KK | $\frac{6.7}{(.264)}$ | | $\frac{4.2}{(.165)}$ |
| MOV-14D781KK | $\frac{6.9}{(.272)}$ | | $\frac{4.4}{(.173)}$ |
| MOV-14D821KK | | | N/A See Kinked Leads (In-line) Configuration |
| MOV-14D911KK* | | | |
| MOV-14D102KK* | | | |
| MOV-14D112KK* | | | |
| MOV-14D152KK* | | | |
| MOV-14D182KK* | | | |

Specifications are subject to change without notice.

Users should verify actual device performance in their specific applications.

The products described herein and this document are subject to specific legal disclaimers as set forth on the last page of this document, and at www.bourns.com/docs/legal/disclaimer.pdf.

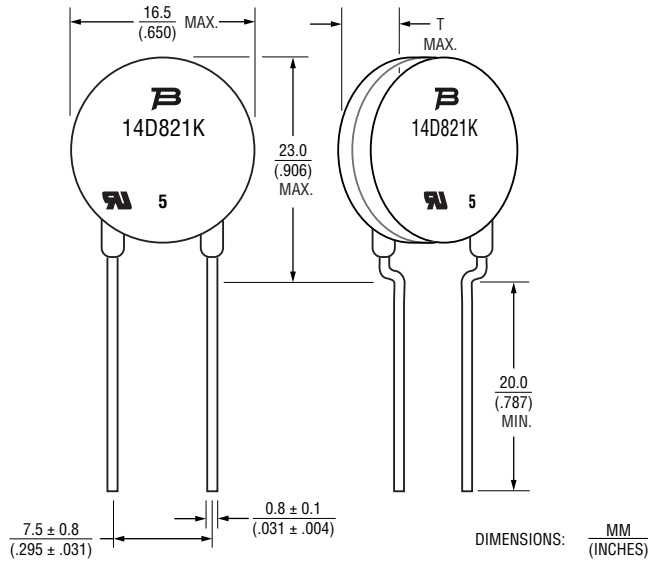
MOV-14DxxxK Series – Metal Oxide Varistor



Product Dimensions (Continued)

This is an RoHS compliant molded radial package with 100 % Sn plating on the terminations.

Kinked Leads (In-line)



| Bourns Part Number | Dim T (Max.) |
|--------------------|---|
| MOV-14D180KK | N/A See Kinked Leads (Outward) Configuration |
| MOV-14D220KK | |
| MOV-14D270KK | |
| MOV-14D330KK | |
| MOV-14D390KK | |
| MOV-14D470KK | |
| MOV-14D560KK | |
| MOV-14D680KK | |
| MOV-14D820KK | |
| MOV-14D101KK | |
| MOV-14D121KK | |
| MOV-14D151KK | |
| MOV-14D181KK | |
| MOV-14D201KK | |
| MOV-14D221KK | |
| MOV-14D241KK | |
| MOV-14D271KK | |
| MOV-14D301KK | |

| Bourns Part Number | Dim T (Max.) | |
|--------------------|---|-----------------------|
| MOV-14D331KK | N/A See Kinked Leads (Outward) Configuration | |
| MOV-14D361KK | | |
| MOV-14D391KK | | |
| MOV-14D431KK | | |
| MOV-14D471KK | | |
| MOV-14D511KK | | |
| MOV-14D561KK | | |
| MOV-14D621KK | | |
| MOV-14D681KK | | |
| MOV-14D751KK | | |
| MOV-14D781KK | | |
| MOV-14D821KK | | $\frac{7.3}{(.287)}$ |
| MOV-14D911KK* | | $\frac{7.7}{(.303)}$ |
| MOV-14D102KK* | | $\frac{8.2}{(.323)}$ |
| MOV-14D112KK* | | $\frac{8.7}{(.343)}$ |
| MOV-14D152KK* | | $\frac{11.0}{(.433)}$ |
| MOV-14D182KK* | | $\frac{12.6}{(.496)}$ |

* Not available in Tape & Reel packaging.

Typical Part Marking

| Bourns Part Number | Bourns Part Marking |
|--------------------|---------------------|
| MOV-14D180K | 14D180K |
| MOV-14D220K | 14D220K |
| MOV-14D270K | 14D270K |
| MOV-14D330K | 14D330K |
| MOV-14D390K | 14D390K |
| MOV-14D470K | 14D470K |
| MOV-14D560K | 14D560K |
| MOV-14D680K | 14D680K |
| MOV-14D820K | 14D820K |
| MOV-14D101K | 14D101K |
| MOV-14D121K | 14D121K |
| MOV-14D151K | 14D151K |
| MOV-14D181K | 14D181K |
| MOV-14D201K | 14D201K |
| MOV-14D221K | 14D221K |
| MOV-14D241K | 14D241K |
| MOV-14D271K | 14D271K |
| MOV-14D301K | 14D301K |
| MOV-14D331K | 14D331K |
| MOV-14D361K | 14D361K |
| MOV-14D391K | 14D391K |
| MOV-14D431K | 14D431K |
| MOV-14D471K | 14D471K |
| MOV-14D511K | 14D511K |
| MOV-14D561K | 14D561K |
| MOV-14D621K | 14D621K |
| MOV-14D681K | 14D681K |
| MOV-14D751K | 14D751K |
| MOV-14D781K | 14D781K |
| MOV-14D821K | 14D821K |
| MOV-14D911K | 14D911K |
| MOV-14D102K | 14D102K |
| MOV-14D112K | 14D112K |
| MOV-14D152K | 14D152K |
| MOV-14D182K | 14D182K |

NOTE: The "5" marking on MOV products is for traceability of production assembly for quality assurance compliance.

Specifications are subject to change without notice. Users should verify actual device performance in their specific applications. The products described herein and this document are subject to specific legal disclaimers as set forth on the last page of this document, and at www.bourns.com/docs/legal/disclaimer.pdf.

MOV-14DxxxK Series – Metal Oxide Varistor

BOURNS®

How to Order

MOV - 14D nn (n) K (TR)

Model Designator _____
 MOV = Metal Oxide Varistor

Disc Diameter _____
 14D = 14 mm

Nominal Varistor Voltage _____
 See Electrical Characteristics Table

Multiplier of Voltage Digits _____
 0 = No multiplier 1 = nn * 10¹ 2 = nn * 10²

Varistor Voltage Tolerance _____
 K = 10 %

Lead Style _____
 Blank = Straight Leads K = Kinked Leads

Packaging _____
 Blank = Bulk TR = Tape & Reel*

Examples:

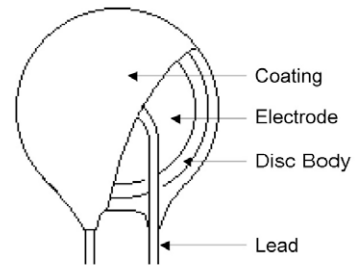
MOV-14D270K27 V, Straight Leads, Bulk Pack
 MOV-14D680KKTR68 V, Kinked (Outward) Leads, Tape & Reel
 MOV-14D152KK1500 V, Kinked (In-line) Leads, Bulk Pack

** Models MOV-14D911K, 102K, 112K, 152K and 182K are not available in Tape & Reel packaging.

Environmental Specifications

Moisture Sensitivity Level 1
 ESD Classification (HBM)..... N/A

Internal Construction



Specifications are subject to change without notice.

Users should verify actual device performance in their specific applications.

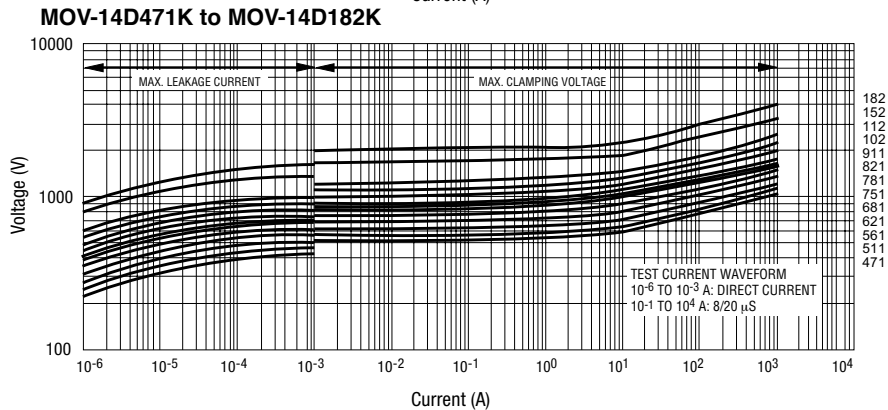
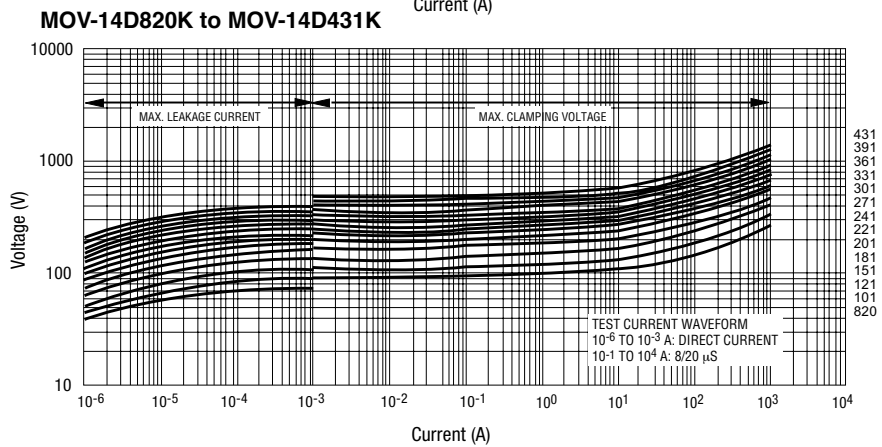
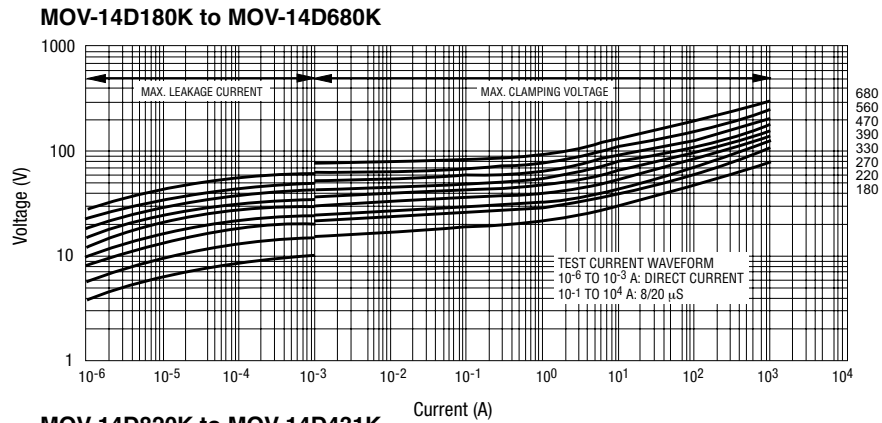
The products described herein and this document are subject to specific legal disclaimers as set forth on the last page of this document, and at www.bourns.com/docs/legal/disclaimer.pdf.

MOV-14DxxxK Series – Metal Oxide Varistor



Performance Graphs

V-I Characteristics



Specifications are subject to change without notice.

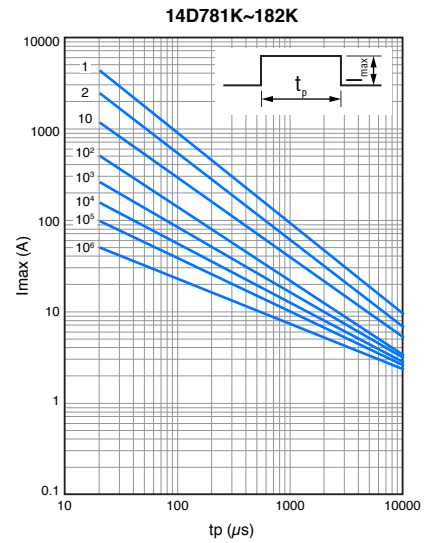
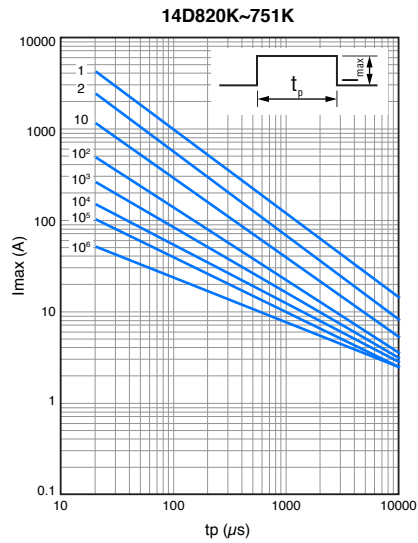
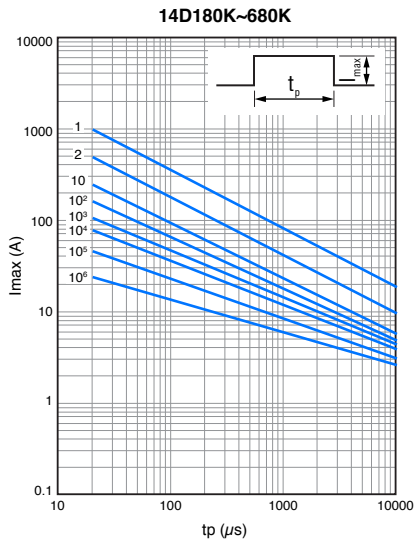
Users should verify actual device performance in their specific applications.

The products described herein and this document are subject to specific legal disclaimers as set forth on the last page of this document, and at www.bourns.com/docs/legal/disclaimer.pdf.

MOV-14DxxxK Series – Metal Oxide Varistor

BOURNS®

Pulse Rating Curves



Specifications are subject to change without notice.

Users should verify actual device performance in their specific applications.

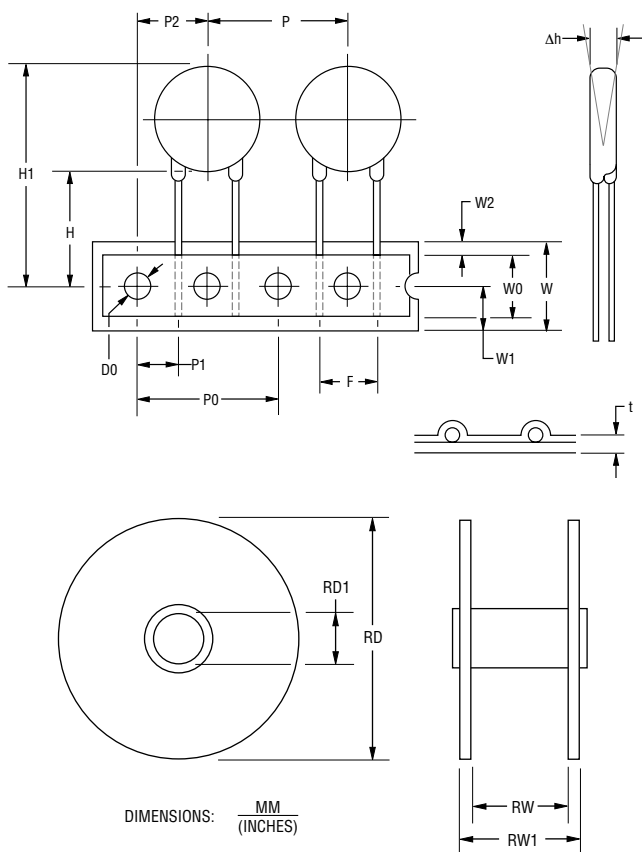
The products described herein and this document are subject to specific legal disclaimers as set forth on the last page of this document, and at www.bourns.com/docs/legal/disclaimer.pdf.

MOV-14DxxxK Series – Metal Oxide Varistor

BOURNS®

Packaging Information

TAPE & REEL - Straight Leads



| Item | Symbol | 14 mm Disc |
|--------------------------------------|------------|---|
| Reel Outside Diameter | RD | $\frac{355}{(13.98)}$ |
| Reel Inner Diameter | RD1 | $\frac{30}{(1.181)}$ |
| Tape Width | RW | $\frac{55}{(2.16)}$ |
| Reel Width | RW1 | $\frac{63}{(2.48)}$ max. |
| Pitch of Component | P | $\frac{25.4 \pm 1.0}{(1.00 \pm 0.04)}$ |
| Feed Hole Pitch | P0 | $\frac{12.7 \pm 0.2}{(0.50 \pm 0.008)}$ |
| Feed Hole Center to Pitch | P1 | $\frac{8.95 \pm 0.7}{(0.50 \pm 0.03)}$ |
| Feed Hole Center to Component Center | P2 | $\frac{12.7 \pm 0.7}{(0.50 \pm 0.03)}$ |
| Lead to Lead Distance | F | $\frac{7.50 \pm 0.8}{(0.30 \pm 0.03)}$ |
| Component Alignment | Δh | $\frac{4.0}{(0.16)}$ max. |
| Tape Width | W | $\frac{18.0 \pm 0.5}{(0.71 \pm 0.02)}$ |
| Hole Down Tape Width | W0 | $\frac{12.0 \pm 0.8}{(0.47 \pm 0.03)}$ |
| Hole Position | W1 | $\frac{9.0 \pm 0.5}{(0.35 \pm 0.02)}$ |
| Hole Down Tape Position | W2 | $\frac{3.0}{(0.12)}$ max. |
| Height From Center to Component Base | H | $\frac{19.0 \pm 1.0}{(0.75 \pm 0.04)}$ |
| Component Height | H1 | $\frac{40.0}{(1.57)}$ max. |
| Feed Hole Diameter | D0 | $\frac{4.0 \pm 0.2}{(0.16 \pm 0.08)}$ |
| Total Tape Thickness | t | $\frac{0.6 \pm 0.3}{(0.02 \pm 0.01)}$ |
| Quantity per Reel | - | 500 |
| MOV-14D180K – 14D331K | - | 400 |
| MOV-14D361K - 14D821K | - | 400 |

NOTE: Models MOV-14D911K, 102K, 112K, 152K and 182K are not available in Tape & Reel packaging.

BOURNS®

Americas: Tel: +1 951-781-5500 • Email: americus@bourns.com

Mexico: Tel: +52-614-478-0400 • Email: mexicus@bourns.com

Asia: Tel: +886-2-2562-4117 • Email: asiacus@bourns.com

EMEA: Tel: +36 88 885 877 • Email: eurocus@bourns.com

www.bourns.com

Specifications are subject to change without notice.

Users should verify actual device performance in their specific applications.

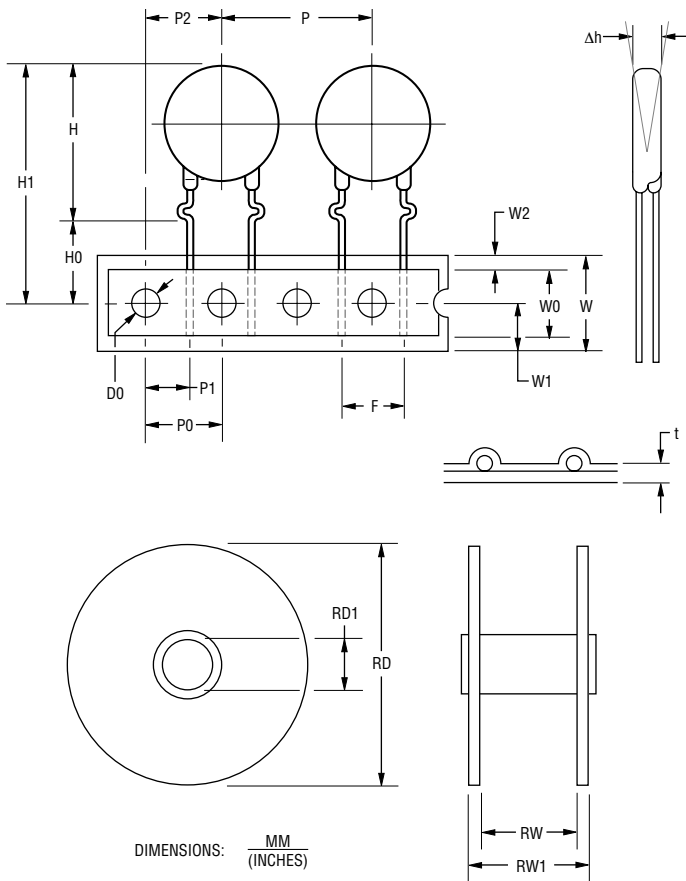
The products described herein and this document are subject to specific legal disclaimers as set forth on the last page of this document, and at www.bourns.com/docs/legal/disclaimer.pdf.

MOV-14DxxxK Series – Metal Oxide Varistor

BOURNS®

Packaging Information (Continued)

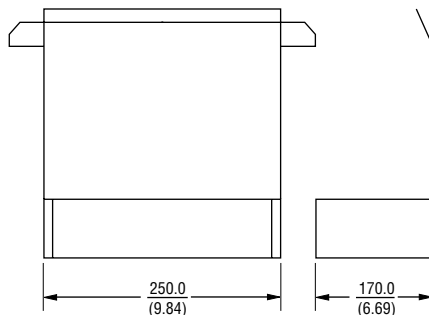
TAPE & REEL - Kinked Leads



| Item | Symbol | 14 mm Disc |
|---|------------|---|
| Reel Outside Diameter | RD | $\frac{355}{(13.98)}$ |
| Reel Inner Diameter | RD1 | $\frac{30}{(1.181)}$ |
| Tape Width | RW | $\frac{55}{(2.16)}$ |
| Reel Width | RW1 | $\frac{63}{(2.48)}$ max. |
| Pitch of Component | P | $\frac{25.4 \pm 1.0}{(1.00 \pm 0.04)}$ |
| Feed Hole Pitch | P0 | $\frac{12.7 \pm 0.2}{(0.50 \pm 0.008)}$ |
| Feed Hole Center to Pitch | P1 | $\frac{8.95 \pm 0.7}{(0.352 \pm 0.03)}$ |
| Feed Hole Center to Component Center | P2 | $\frac{12.7 \pm 0.7}{(0.50 \pm 0.03)}$ |
| Lead to Lead Distance | F | $\frac{7.50 \pm 0.8}{(0.30 \pm 0.03)}$ |
| Component Alignment | Δh | $\frac{4.0}{(0.157)}$ max. |
| Tape Width | W | $\frac{18.0 \pm 0.5}{(0.71 \pm 0.02)}$ |
| Hole Down Tape Width | W0 | $\frac{12.0 \pm 0.8}{(0.47 \pm 0.03)}$ |
| Hole Position | W1 | $\frac{9.0 \pm 0.5}{(0.35 \pm 0.02)}$ |
| Hole Down Tape Position | W2 | $\frac{3.0}{(0.12)}$ max. |
| Height From Component Top to Kinked Base (MOV-14D180KK~511KK) | H | $\frac{21.0}{(0.83)}$ max. |
| Height From Component Top to Kinked Base (MOV-14D561KK~821KK) | H | $\frac{23.0}{(0.91)}$ max. |
| Seating Plane Height | H0 | $\frac{16.0 \pm 0.5}{(0.63 \pm 0.02)}$ |
| Component Height | H1 | $\frac{40.0}{(1.57)}$ max. |
| Feed Hole Diameter | D0 | $\frac{4.0 \pm 0.2}{(0.16 \pm 0.08)}$ |
| Total Tape Thickness | t | $\frac{0.6 \pm 0.3}{(0.02 \pm 0.01)}$ |
| Quantity per Reel | - | |
| MOV-14D180KK – 14D331KK | | 500 |
| MOV-14D361KK - 14D821KK | | 400 |


NOTE: Models MOV-14D911KK, 102KK, 112KK, 152KK and 182KK are not available in Tape & Reel packaging.

BULK



QUANTITY:

MOV-14D180K - MOV14D331K = 800 PCS. PER BOX
 MOV-14D361K - MOV14D621K = 600 PCS. PER BOX
 MOV-14D681K - MOV14D112K = 400 PCS. PER BOX
 MOV-14D152K - MOV14D182K = 300 PCS. PER BOX



REV. 07/25

Specifications are subject to change without notice.

Users should verify actual device performance in their specific applications.

The products described herein and this document are subject to specific legal disclaimers as set forth on the last page of this document, and at www.bourns.com/docs/legal/disclaimer.pdf.

This legal disclaimer applies to purchasers and users of Bourns® products manufactured by or on behalf of Bourns, Inc. and its affiliates (collectively, "Bourns").

Unless otherwise expressly indicated in writing, Bourns® products and data sheets relating thereto are subject to change without notice. Users should check for and obtain the latest relevant information and verify that such information is current and complete before placing orders for Bourns® products.

The characteristics and parameters of a Bourns® product set forth in its data sheet are based on laboratory conditions, and statements regarding the suitability of products for certain types of applications are based on Bourns' knowledge of typical requirements in generic applications. The characteristics and parameters of a Bourns® product in a user application may vary from the data sheet characteristics and parameters due to (i) the combination of the Bourns® product with other components in the user's application, or (ii) the environment of the user application itself. The characteristics and parameters of a Bourns® product also can and do vary in different applications and actual performance may vary over time. Users should always verify the actual performance of the Bourns® product in their specific devices and applications, and make their own independent judgments regarding the amount of additional test margin to design into their device or application to compensate for differences between laboratory and real world conditions.

Unless Bourns has explicitly designated an individual Bourns® product as meeting the requirements of a particular industry standard (e.g., IATF 16949) or a particular qualification (e.g., UL listed or recognized), Bourns is not responsible for any failure of an individual Bourns® product to meet the requirements of such industry standard or particular qualification. Users of Bourns® products are responsible for ensuring compliance with safety-related requirements and standards applicable to their devices or applications.

Bourns® products are not recommended, authorized or intended for use in nuclear, lifesaving, life-critical or life-sustaining applications, nor in any other applications where failure or malfunction may result in personal injury, death, or severe property or environmental damage. Unless expressly and specifically approved in writing by two authorized Bourns representatives on a case-by-case basis, use of any Bourns® products in such unauthorized applications might not be safe and thus is at the user's sole risk. Life-critical applications include devices identified by the U.S. Food and Drug Administration as Class III devices and generally equivalent classifications outside of the United States.

Bourns expressly identifies those Bourns® standard products that are suitable for use in automotive applications on such products' data sheets in the section entitled "Applications." Unless expressly and specifically approved in writing by two authorized Bourns representatives on a case-by-case basis, use of any other Bourns® standard products in an automotive application might not be safe and thus is not recommended, authorized or intended and is at the user's sole risk. If Bourns expressly identifies a sub-category of automotive application in the data sheet for its standard products (such as infotainment or lighting), such identification means that Bourns has reviewed its standard product and has determined that if such Bourns® standard product is considered for potential use in automotive applications, it should only be used in such sub-category of automotive applications. Any reference to Bourns® standard product in the data sheet as compliant with the AEC-Q standard or "automotive grade" does not by itself mean that Bourns has approved such product for use in an automotive application.

Bourns® standard products are not tested to comply with United States Federal Aviation Administration standards generally or any other generally equivalent governmental organization standard applicable to products designed or manufactured for use in aircraft or space applications. Bourns expressly identifies Bourns® standard products that are suitable for use in aircraft or space applications on such products' data sheets in the section entitled "Applications." Unless expressly and specifically approved in writing by two authorized Bourns representatives on a case-by-case basis, use of any other Bourns® standard product in an aircraft or space application might not be safe and thus is not recommended, authorized or intended and is at the user's sole risk.

The use and level of testing applicable to Bourns® custom products shall be negotiated on a case-by-case basis by Bourns and the user for which such Bourns® custom products are specially designed. Absent a written agreement between Bourns and the user regarding the use and level of such testing, the above provisions applicable to Bourns® standard products shall also apply to such Bourns® custom products.

Users shall not sell, transfer, export or re-export any Bourns® products or technology for use in activities which involve the design, development, production, use or stockpiling of nuclear, chemical or biological weapons or missiles, nor shall they use Bourns® products or technology in any facility which engages in activities relating to such devices. The foregoing restrictions apply to all uses and applications that violate national or international prohibitions, including embargos or international regulations. Further, Bourns® products and Bourns technology and technical data may not under any circumstance be exported or re-exported to countries subject to international sanctions or embargoes. Bourns® products may not, without prior authorization from Bourns and/or the U.S. Government, be resold, transferred, or re-exported to any party not eligible to receive U.S. commodities, software, and technical data.

To the maximum extent permitted by applicable law, Bourns disclaims (i) any and all liability for special, punitive, consequential, incidental or indirect damages or lost revenues or lost profits, and (ii) any and all implied warranties, including implied warranties of fitness for particular purpose, non-infringement and merchantability.

For your convenience, copies of this Legal Disclaimer Notice with German, Spanish, Japanese, Traditional Chinese and Simplified Chinese bilingual versions are available at:

Web Page: <http://www.bourns.com/legal/disclaimers-terms-and-policies>

PDF: <http://www.bourns.com/docs/Legal/disclaimer.pdf>


Looking for pricing, stock, or lifecycle information?

Click below to explore more details on WIN SOURCE:

 [View MOV-14D470K on WIN SOURCE](#)

 [Bourns Inc. Information](#)

Optimize Your Supply Chain with WIN SOURCE Solutions

-  Global Sourcing Solution
-  Obsolete Management
-  Cost Control Management
-  Shortage Management
-  Alternative Solution
-  Excess Inventory Management