



**THE DATASHEET OF
JANTX1N4574A-1**



Temperature Compensated Zener Reference Diode Series

1N4565 thru 1N4584A, 1N4565A-1 thru 1N4584A-1



Features


- Available in JAN, JANTX, JANTXV and JANS per MIL-PRF-19500/452
- 6.4 Volt Nominal Zener Voltage $\pm 5\%$
- Metallurgically Bonded

Maximum Ratings

Operating & Storage Temperature: -65°C to $+175^{\circ}\text{C}$

DC Power Dissipation: 500mW @ $+50^{\circ}\text{C}$

Power Derating: 4 mW / $^{\circ}\text{C}$ above $+50^{\circ}\text{C}$



REVERSE LEAKAGE CURRENT

$$I_R = 2 \mu\text{A} @ 25^{\circ}\text{C} \ \& \ V_R = 3 \text{Vdc}$$

Electrical Specifications @ $+25^{\circ}\text{C}$ (Unless Otherwise Specified)

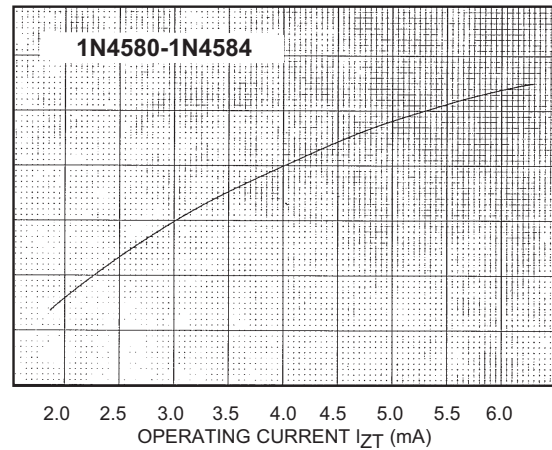
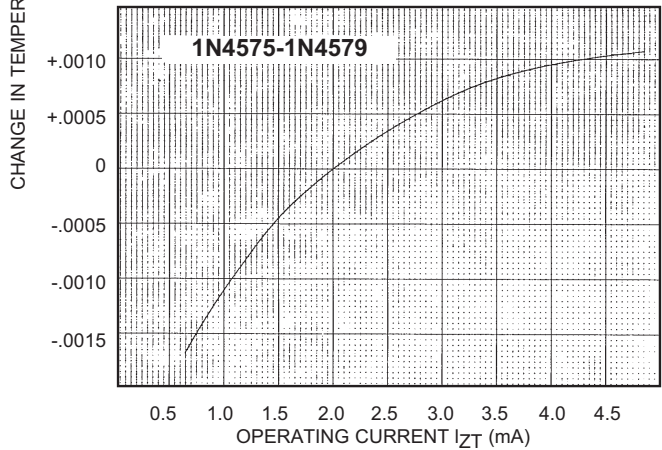
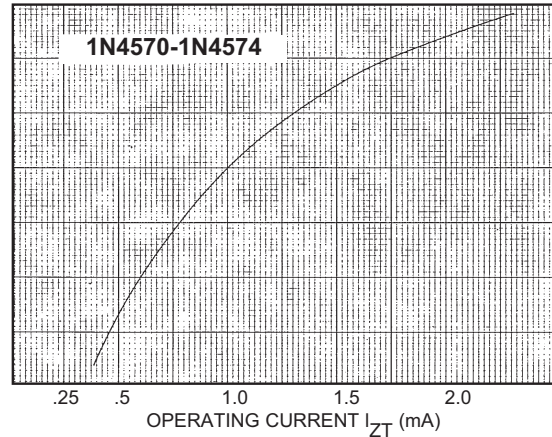
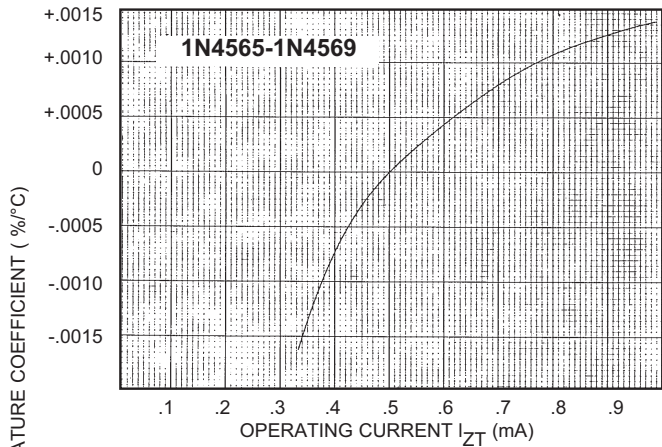
JEDEC Type Number	Zener Test Current	Effective Temperature Coefficient	Voltage Temperature Stability ($^3V_{ZT}$ maximum) (Note 1)	Temperature Range	Maximum Dynamic Zener Impedance (Note 2)
	mA	%/ $^{\circ}\text{C}$	mV	$^{\circ}\text{C}$	Ohms
1N4565-1	0.5	0.01	48	0 to $+75^{\circ}\text{C}$	200
1N4565A-1	0.5	0.01	100	-55 to $+100^{\circ}\text{C}$	200
1N4566-1	0.5	0.005	24	0 to $+75^{\circ}\text{C}$	200
1N4566A-1	0.5	0.005	50	-55 to $+100^{\circ}\text{C}$	200
1N4567-1	0.5	0.002	10	0 to $+75^{\circ}\text{C}$	200
1N4567A-1	0.5	0.002	20	-55 to $+100^{\circ}\text{C}$	200
1N4568-1	0.5	0.001	5	0 to $+75^{\circ}\text{C}$	200
1N4568A-1	0.5	0.001	10	-55 to $+100^{\circ}\text{C}$	200
1N4569-1	0.5	0.0005	2.5	0 to $+75^{\circ}\text{C}$	200
1N4569A-1	0.5	0.0005	5	-55 to $+100^{\circ}\text{C}$	200
1N4570-1	1.0	0.01	48	0 to $+75^{\circ}\text{C}$	100
1N4570A-1	1.0	0.01	100	-55 to $+100^{\circ}\text{C}$	100
1N4571-1	1.0	0.005	24	0 to $+75^{\circ}\text{C}$	100
1N4571A-1	1.0	0.005	50	-55 to $+100^{\circ}\text{C}$	100
1N4572-1	1.0	0.002	10	0 to $+75^{\circ}\text{C}$	100
1N4572A-1	1.0	0.002	20	-55 to $+100^{\circ}\text{C}$	100
1N4573, -1	1.0	0.001	5	0 to $+75^{\circ}\text{C}$	100
1N4573A, -1	1.0	0.001	10	-55 to $+100^{\circ}\text{C}$	100
1N4574-1	1.0	0.0005	2.5	0 to $+75^{\circ}\text{C}$	100
1N4574A-1	1.0	0.0005	5	-55 to $+100^{\circ}\text{C}$	100
1N4575-1	2.0	0.01	48	0 to $+75^{\circ}\text{C}$	50
1N4575A-1	2.0	0.01	100	-55 to $+100^{\circ}\text{C}$	50
1N4576-1	2.0	0.005	24	0 to $+75^{\circ}\text{C}$	50
1N4576A-1	2.0	0.005	50	-55 to $+100^{\circ}\text{C}$	50
1N4577-1	2.0	0.002	10	0 to $+75^{\circ}\text{C}$	50
1N4577A-1	2.0	0.002	20	-55 to $+100^{\circ}\text{C}$	50
1N4578-1	2.0	0.001	5	0 to $+75^{\circ}\text{C}$	50
1N4578A-1	2.0	0.001	10	-55 to $+100^{\circ}\text{C}$	50
1N4579-1	2.0	0.0005	2.5	0 to $+75^{\circ}\text{C}$	50
1N4579A-1	2.0	0.0005	5	-55 to $+100^{\circ}\text{C}$	50
1N4580-1	4.0	0.01	48	0 to $+75^{\circ}\text{C}$	25
1N4580A-1	4.0	0.01	100	-55 to $+100^{\circ}\text{C}$	25
1N4581-1	4.0	0.005	24	0 to $+75^{\circ}\text{C}$	25
1N4581A-1	4.0	0.005	50	-55 to $+100^{\circ}\text{C}$	25
1N4582-1	4.0	0.002	10	0 to $+75^{\circ}\text{C}$	25
1N4582A-1	4.0	0.002	20	-55 to $+100^{\circ}\text{C}$	25
1N4583-1	4.0	0.001	5	0 to $+75^{\circ}\text{C}$	25
1N4583A-1	4.0	0.001	10	-55 to $+100^{\circ}\text{C}$	25
1N4584-1	4.0	0.0005	2.5	0 to $+75^{\circ}\text{C}$	25
1N4584A-1	4.0	0.0005	5	-55 to $+100^{\circ}\text{C}$	25

NOTE 1: The maximum allowable change observed over the entire temperature range i.e., the diode voltage will not exceed the specified mV at any discrete temperature between the established limits, per JEDEC standard No. 5.

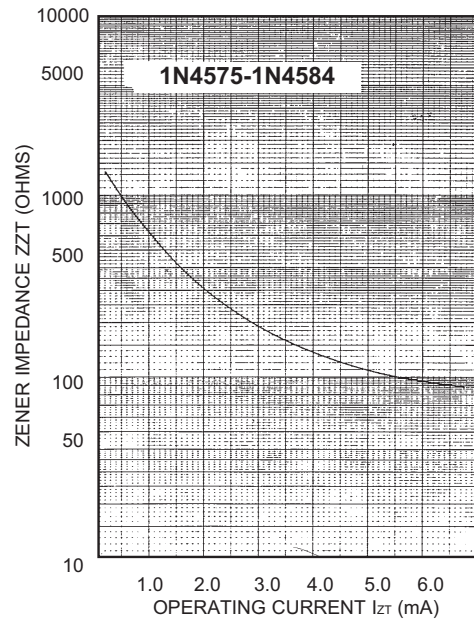
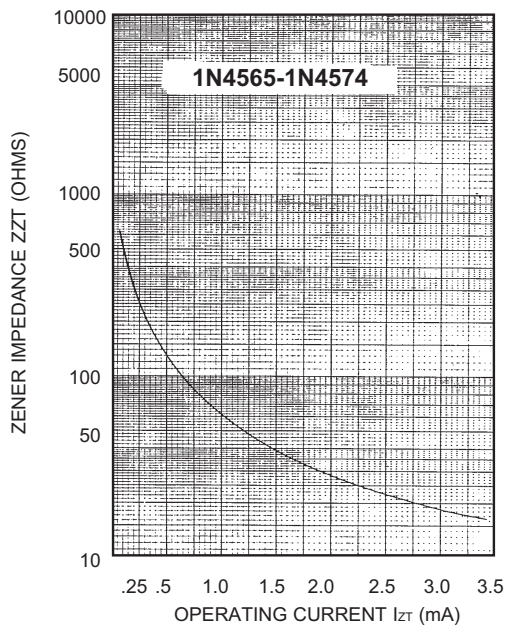
NOTE 2: Zener impedance is derived by superimposing on I_{ZT} A 60Hz rms a.c. current equal to 10% of I_{ZT} .



Graphs

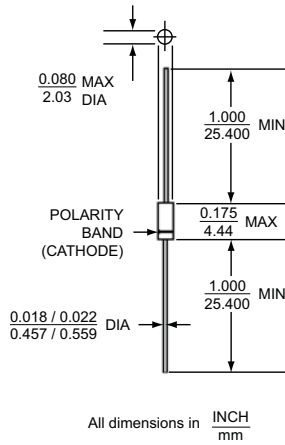


TYPICAL CHANGE OF TEMPERATURE COEFFICIENT WITH CHANGE IN OPERATING CURRENT



ZENER IMPEDANCE VS. OPERATING CURRENT

Outline Drawing



LEADED DESIGN DATA

CASE: Hermetically sealed, DO – 35

LEAD MATERIAL: Copper clad steel

LEAD FINISH: Tin / Lead

POLARITY: Cathode end is banded.

MOUNTING POSITION: Any

Aeroflex / Metelics, Inc.

975 Stewart Drive,
Sunnyvale, CA 94085
Tel: (408) 737-8181
Fax: (408) 733-7645

Sales: 888-641-SEMI (7364)

Hi-Rel Components

9 Hampshire Street,
Lawrence, MA 01840
Tel: (603) 641-3800
Fax: (978) 683-3264

www.aeroflex.com/metelics-hirelcomponents

www.aeroflex.com/metelics metelics-sales@aeroflex.com

Aeroflex / Metelics, Inc. reserves the right to make changes to any products and services herein at any time without notice. Consult Aeroflex or an authorized sales representative to verify that the information in this data sheet is current before using this product. Aeroflex does not assume any responsibility or liability arising out of the application or use of any product or service described herein, except as expressly agreed to in writing by Aeroflex; nor does the purchase, lease, or use of a product or service from Aeroflex convey a license under any patent rights, copyrights, trademark rights, or any other of the intellectual rights of Aeroflex or of third parties.

Copyright 2010 Aeroflex / Metelics. All rights reserved.

ISO 9001: 2008 certified companies



Our passion for performance is defined by three attributes represented by these three icons: solution-minded, performance-driven and customer-focused.

Looking for pricing, stock, or lifecycle information?

Click below to explore more details on WIN SOURCE:

- [View JANTX1N4574A-1 on WIN SOURCE](#)
- [Aeroflex Metelics, Division of MACOM Information](#)

Optimize Your Supply Chain with WIN SOURCE Solutions

- ✓ Global Sourcing Solution
- ✓ Obsolete Management
- ✓ Cost Control Management
- ✓ Shortage Management
- ✓ Alternative Solution
- ✓ Excess Inventory Management