



THE DATASHEET OF
2N5486



2N5484
2N5485
2N5486

SILICON
N-CHANNEL JFET



TO-92 CASE

Central
Semiconductor Corp.

www.centrasemi.com

The CENTRAL SEMICONDUCTOR 2N5484, 2N5485, and 2N5486 are silicon N-Channel JFETs designed for RF amplifier and mixer applications. These devices will operate well in the VHF/UHF frequency range.

MARKING: FULL PART NUMBER

MAXIMUM RATINGS: ($T_A=25^\circ\text{C}$)

Drain-Gate Voltage	
Gate-Source Voltage	
Drain Current	
Continuous Gate Current	
Power Dissipation	
Operating and Storage Junction Temperature	

SYMBOL		UNITS
V_{DG}	25	V
V_{GS}	25	V
I_D	30	mA
I_G	10	mA
P_D	310	mW
T_J, T_{stg}	-65 to +150	$^\circ\text{C}$

ELECTRICAL CHARACTERISTICS: ($T_A=25^\circ\text{C}$ unless otherwise noted)

SYMBOL	TEST CONDITIONS	2N5484		2N5485		2N5486		UNITS
		MIN	MAX	MIN	MAX	MIN	MAX	
I_{GSS}	$V_{GS}=20\text{V}$	-	1.0	-	1.0	-	1.0	nA
I_{GSS}	$V_{GS}=20\text{V}, T_A=100^\circ\text{C}$	-	0.2	-	0.2	-	0.2	μA
I_{DSS}	$V_{DS}=15\text{V}$	1.0	5.0	4.0	10	8.0	20	mA
BV_{GSS}	$I_G=1.0\mu\text{A}$	25	-	25	-	25	-	V
$V_{GS(off)}$	$V_{DS}=15\text{V}, I_D=10\text{nA}$	0.3	3.0	0.5	4.0	2.0	6.0	V
$ y_{fs} $	$V_{DS}=15\text{V}, V_{GS}=0, f=1.0\text{kHz}$	3.0	6.0	3.5	7.0	4.0	8.0	mS
$ y_{os} $	$V_{DS}=15\text{V}, V_{GS}=0, f=1.0\text{kHz}$	-	50	-	60	-	75	μS
C_{iss}	$V_{DS}=15\text{V}, V_{GS}=0, f=1.0\text{MHz}$	-	5.0	-	5.0	-	5.0	pF
C_{oss}	$V_{DS}=15\text{V}, V_{GS}=0, f=1.0\text{MHz}$	-	2.0	-	2.0	-	2.0	pF
C_{rss}	$V_{DS}=15\text{V}, V_{GS}=0, f=1.0\text{MHz}$	-	1.0	-	1.0	-	1.0	pF
$R_{e(yis)}$	$V_{DS}=15\text{V}, V_{GS}=0, f=100\text{MHz}$	-	100	-	-	-	-	μS
$R_{e(yis)}$	$V_{DS}=15\text{V}, V_{GS}=0, f=400\text{MHz}$	-	-	-	1.0	-	1.0	mS
$R_{e(yos)}$	$V_{DS}=15\text{V}, V_{GS}=0, f=100\text{MHz}$	-	75	-	-	-	-	μS
$R_{e(yos)}$	$V_{DS}=15\text{V}, V_{GS}=0, f=400\text{MHz}$	-	-	-	100	-	100	μS
$R_{e(yfs)}$	$V_{DS}=15\text{V}, V_{GS}=0, f=100\text{MHz}$	2.5	-	-	-	-	-	mS
$R_{e(yfs)}$	$V_{DS}=15\text{V}, V_{GS}=0, f=400\text{MHz}$	-	-	3.0	-	3.5	-	mS

R1 (2-May 2014)

2N5484
2N5485
2N5486

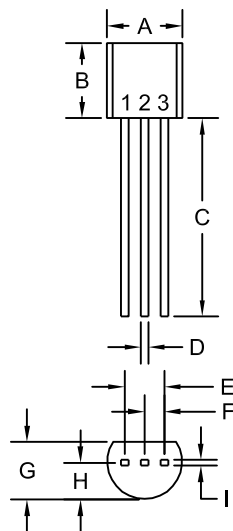
SILICON
N-CHANNEL JFET



ELECTRICAL CHARACTERISTICS: ($T_A=25^\circ\text{C}$ unless otherwise noted)

SYMBOL	TEST CONDITIONS	2N5484		2N5485		2N5486		UNITS
		MIN	MAX	MIN	MAX	MIN	MAX	
NF	$V_{DS}=15\text{V}$, $V_{GS}=0$, $R_G=1\text{K}\Omega$, $f=1.0\text{KHz}$	-	2.5	-	2.5	-	2.5	dB
NF	$V_{DS}=15\text{V}$, $I_D=1.0\text{mA}$, $R_G=1\text{K}\Omega$, $f=100\text{MHz}$	-	3.0	-	-	-	-	dB
NF	$V_{DS}=15\text{V}$, $I_D=1.0\text{mA}$, $R_G=1\text{K}\Omega$, $f=200\text{MHz}$	-	4.0 TYP	-	-	-	-	dB
NF	$V_{DS}=15\text{V}$, $I_D=4.0\text{mA}$, $R_G=1\text{K}\Omega$, $f=100\text{MHz}$	-	-	-	2.0	-	2.0	dB
NF	$V_{DS}=15\text{V}$, $I_D=4.0\text{mA}$, $R_G=1\text{K}\Omega$, $f=400\text{MHz}$	-	-	-	4.0	-	4.0	dB
G_{PS}	$V_{DS}=15\text{V}$, $I_D=1.0\text{mA}$, $f=100\text{MHz}$	16	25	-	-	-	-	dB
G_{PS}	$V_{DS}=15\text{V}$, $I_D=1.0\text{mA}$, $f=200\text{MHz}$	-	14 TYP	-	-	-	-	dB
G_{PS}	$V_{DS}=15\text{V}$, $I_D=4.0\text{mA}$, $f=100\text{MHz}$	-	-	18	30	18	30	dB
G_{PS}	$V_{DS}=15\text{V}$, $I_D=4.0\text{mA}$, $f=400\text{MHz}$	-	-	10	20	10	20	dB

TO-92 CASE - MECHANICAL OUTLINE



SYMBOL	DIMENSIONS			
	INCHES		MILLIMETERS	
	MIN	MAX	MIN	MAX
A (DIA)	0.175	0.205	4.45	5.21
B	0.170	0.210	4.32	5.33
C	0.500	-	12.70	-
D	0.016	0.022	0.41	0.56
E	0.100		2.54	
F	0.050		1.27	
G	0.125	0.165	3.18	4.19
H	0.080	0.105	2.03	2.67
I	0.015		0.38	

TO-92 (REV: R1)

LEAD CODE:

- 1) Drain
- 2) Source
- 3) Gate

**MARKING:
FULL PART NUMBER**

R1

R1 (2-May 2014)

OUTSTANDING SUPPORT AND SUPERIOR SERVICES



PRODUCT SUPPORT

Central's operations team provides the highest level of support to insure product is delivered on-time.

- Supply management (Customer portals)
- Inventory bonding
- Consolidated shipping options
- Custom bar coding for shipments
- Custom product packing

DESIGNER SUPPORT/SERVICES

Central's applications engineering team is ready to discuss your design challenges. Just ask.

- Free quick ship samples (2nd day air)
- Online technical data and parametric search
- SPICE models
- Custom electrical curves
- Environmental regulation compliance
- Customer specific screening
- Up-screening capabilities
- Special wafer diffusions
- PbSn plating options
- Package details
- Application notes
- Application and design sample kits
- Custom product and package development

REQUESTING PRODUCT PLATING

1. If requesting Tin/Lead plated devices, add the suffix "TIN/LEAD" to the part number when ordering (example: 2N2222A TIN/LEAD).
2. If requesting Lead (Pb) Free plated devices, add the suffix "PBFREE" to the part number when ordering (example: 2N2222A PBFREE).

CONTACT US

Corporate Headquarters & Customer Support Team

Central Semiconductor Corp.
145 Adams Avenue
Hauppauge, NY 11788 USA
Main Tel: (631) 435-1110
Main Fax: (631) 435-1824
Support Team Fax: (631) 435-3388
www.centrasemi.com

Worldwide Field Representatives:
www.centrasemi.com/wwreps

Worldwide Distributors:
www.centrasemi.com/wwdistributors

For the latest version of Central Semiconductor's **LIMITATIONS AND DAMAGES DISCLAIMER**, which is part of Central's Standard Terms and Conditions of sale, visit: www.centrasemi.com/terms



<http://www.centrasemi.com>

Product End of Life Notification

PDN ID:	PDN01067
Notification Date:	10/03/17
Last Buy Date:	N/A
Last Shipment Date	N/A

Please be advised that Central Semiconductor must immediately discontinue the product(s) listed in the attached PDN notice. We are unable to accept any further orders for these products **unless** we have available inventory on hand.

You may have purchased one or more of the products listed. Please do not hesitate to contact your local Central Semiconductor sales representative with any questions or needs you may have. Central regrets any inconvenience this may cause.

Sincerely,

Central Semiconductor Corp.

DISCLAIMER: This End of Life (EOL) notification is in accordance with JEDEC standard JESD48 - Product Discontinuance. Central Semiconductor Corp. will make every effort to offer life-time buy (LTB) opportunities and/or offer replacement devices to existing customers for discontinued devices, however, one or both may not be possible for all devices. Please contact your local Central Semiconductor sales representative for LTB opportunities/additional information.



<http://www.centrasemi.com>

Product End of Life Notification

PDN ID:	PDN01067
Notification Date:	10/03/17
Last Buy Date:	N/A
Last Shipment Date	N/A

Summary: The 2N5485 silicon N-Channel JFET is discontinued and is now classified as End of Life (EOL).

Although Central Semiconductor Corp. makes every effort to continue to produce devices that have been proclaimed EOL (End of Life) by various manufacturers, it is an accepted industry practice to discontinue certain devices when customer demand falls below a minimum level of sustainability. Accordingly, the following product(s) have been transitioned to End of Life status as part of Central's Product Management Process. Any replacement product will be noted below. The effective date for placing the last purchase order will be six(6) months from the date of this notice and twelve(12) months from the notice date for final shipments; this may be extended if inventory is available.



<u>Central Part Number</u>	<u>Replacement</u>
2N5485	2N5486 H

Central would be happy to assist you by providing additional information or technical data to help locate an alternate source if we have no replacement available. Please email your requests to engineering@centrasemi.com.

DISCLAIMER: This End of Life (EOL) notification is in accordance with JEDEC standard JESD48 - Product Discontinuance. Central Semiconductor Corp. will make every effort to offer life-time buy (LTB) opportunities and/or offer replacement devices to existing customers for discontinued devices, however, one or both may not be possible for all devices. Please contact your local Central Semiconductor sales representative for LTB opportunities/additional information.

Looking for pricing, stock, or lifecycle information?

Click below to explore more details on WIN SOURCE:

-  [View 2N5486 on WIN SOURCE](#)
-  [Central Semiconductor Corp Information](#)

Optimize Your Supply Chain with WIN SOURCE Solutions

-  Global Sourcing Solution
-  Obsolete Management
-  Cost Control Management
-  Shortage Management
-  Alternative Solution
-  Excess Inventory Management