

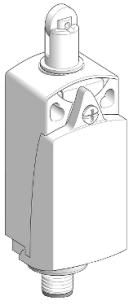


**THE DATASHEET OF  
XCKL10041H7**



# Product data sheet

Specifications



## Limit switch, Limit switches XC Standard, XCKP, steel roller plunger, 1NC+1 NO, snap, M12

XCKP2102M12

! Discontinued

### Main

Range of product	Telemecanique Limit switches XC Standard
Series name	Standard format
Product or component type	Limit switch
Device short name	XCKP
Sensor design	Compact form C conforming to CENELEC EN 50047
Body type	Fixed
Head type	Plunger head
Material	Plastic
Body material	Plastic
Head material	Zamak
fixing mode	By the body
Movement of operating head	Linear
Type of operator	Spring return roller plunger metal
Type of approach	Lateral approach, 2 directions
Number of poles	2
Contacts type and composition	1 NC + 1 NO
Contact operation	Snap action

### Complementary

Switch actuation	By 30° cam
Electrical connection	Male connector M12, 4 pins
Contacts insulation form	Zb
positive opening	With
Positive opening minimum force	36 N
Minimum force for tripping	12 N
Maximum actuation speed	0.5 m/s
Repeat accuracy	0.1 mm on the tripping points with 1 million operating cycles
[Ie] rated operational current	3 A at 240 V, AC-15 conforming to IEC 60947-5-1 appendix A 0.27 A at 250 V, DC-13 conforming to IEC 60947-5-1 appendix A
[Ithe] conventional enclosed thermal current	3 A

<b>[Ui] rated insulation voltage</b>	300 V conforming to UL 508 300 V conforming to CSA C22.2 No 14 250 V (pollution degree 3) conforming to IEC 60947-1
<b>Maximum resistance across terminals</b>	25 MOhm conforming to IEC 60255-7 category 3
<b>[Uimp] rated impulse withstand voltage</b>	2.5 kV conforming to IEC 60664 2.5 kV conforming to IEC 60947-1
<b>Short-circuit protection</b>	4 A cartridge fuse, type gG
<b>Electrical durability</b>	5000000 cycles, DC-13, 120 V, 4 W, operating rate <60 cyc/mn, load factor: 0.5 conforming to IEC 60947-5-1 appendix C 5000000 cycles, DC-13, 24 V, 10 W, operating rate <60 cyc/mn, load factor: 0.5 conforming to IEC 60947-5-1 appendix C 5000000 cycles, DC-13, 48 V, 7 W, operating rate <60 cyc/mn, load factor: 0.5 conforming to IEC 60947-5-1 appendix C
<b>Mechanical durability</b>	15000000 cycles
<b>Width</b>	31 mm
<b>Height</b>	65 mm
<b>Depth</b>	30 mm
<b>Product weight</b>	0.1 kg
<b>Terminals description ISO n°1</b>	(21-22)NC (13-14)NO

## Environment

<b>Shock resistance</b>	50 gn for 11 ms conforming to IEC 60068-2-27
<b>Vibration resistance</b>	25 gn (f= 10...500 Hz) conforming to IEC 60068-2-6
<b>IP degree of protection</b>	IP66 conforming to IEC 60529 IP67 conforming to IEC 60529
<b>IK degree of protection</b>	IK04 conforming to IEC 62262
<b>Electrical shock protection class</b>	Class II conforming to IEC 61140 Class II conforming to NF C 20-030
<b>Ambient air temperature for operation</b>	-25...70 °C
<b>Ambient air temperature for storage</b>	-40...70 °C
<b>Protective treatment</b>	TC
<b>Product certifications</b>	CCC CSA UL
<b>Standards</b>	IEC 60204-1 IEC 60204-1 CSA C22.2 No 14 UL 508 IEC 60947-5-1 IEC 60947-5-1

## Packing Units

<b>Unit Type of Package 1</b>	PCE
<b>Number of Units in Package 1</b>	1
<b>Package 1 Height</b>	3.500 cm
<b>Package 1 Width</b>	4.000 cm
<b>Package 1 Length</b>	10.000 cm
<b>Package 1 Weight</b>	83.000 g
<b>Unit Type of Package 2</b>	S02

---

<b>Number of Units in Package 2</b>	77
<b>Package 2 Height</b>	15 cm
<b>Package 2 Width</b>	30 cm
<b>Package 2 Length</b>	40 cm
<b>Package 2 Weight</b>	6.959 kg

---

## **Contractual warranty**

---

<b>Warranty (in months)</b>	18
-----------------------------	----



## Environmental Data

Schneider Electric aims to achieve Net Zero status by 2050 through supply chain partnerships, lower impact materials, and circularity via our ongoing “Use Better, Use Longer, Use Again” campaign to extend product lifetimes and recyclability.

[Environmental Data explained >](#)

[How we assess product sustainability >](#)

### Use Better

Materials and Substances	
Packaging made with recycled cardboard	No
Packaging without single use plastic	No
SCIP Number	4e7fad22-cb90-485e-b0d8-6dd3cec617cd
EU RoHS Directive	<a href="#">Compliant By Exemption</a>
California proposition 65	<b>WARNING:</b> This product can expose you to chemicals including: Diisononyl phthalate (DINP), which is known to the State of California to cause cancer, and Di-isodecyl phthalate (DIDP), which is known to the State of California to cause birth defects or other reproductive harm. For more information go to <a href="http://www.P65Warnings.ca.gov">www.P65Warnings.ca.gov</a>

### Use Longer

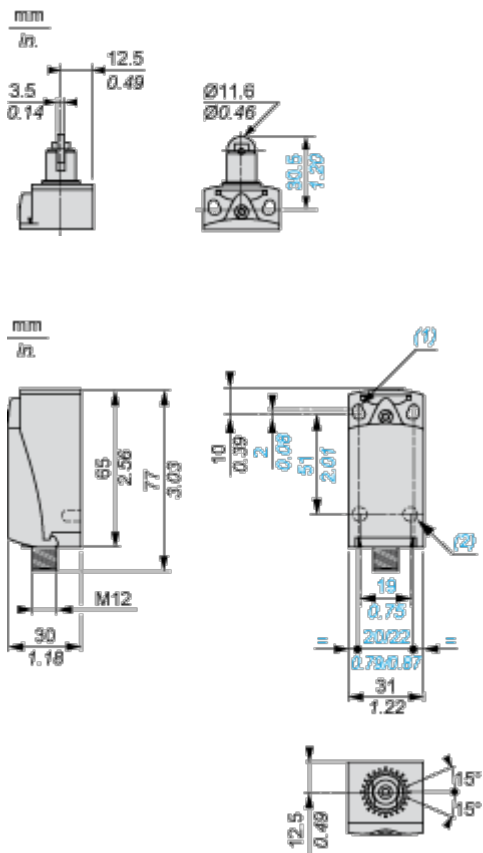
Lifetime extension	
Repair	No

### Use Again

Repack and remanufacture	
Take-back	No

Dimensions Drawings

Dimensions



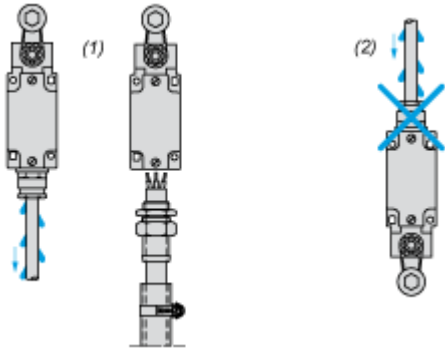
- (1) 2 elongated holes  $\varnothing 4.3 \times 6.3$  mm on 22 mm centres, 2 holes  $\varnothing 4.3$  on 20 mm centres.
- (2) 2 x  $\varnothing 3$  holes for support studs, depth 4 mm.

Mounting and Clearance

Mounting with Cable Entry

---

Position of Cable Gland

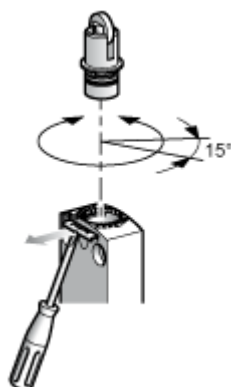


- (1) Recommended
- (2) To be avoided

Setting-up

---

Plunger or Multi-directional Heads

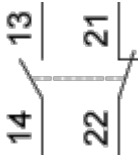


Connections and Schema

Wiring Diagram

---

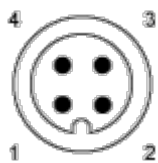
2-pole NC + NO Snap Action



Connections

---

M12 Connector



1-2 : NC

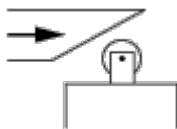
3-4 : NO

Technical Description

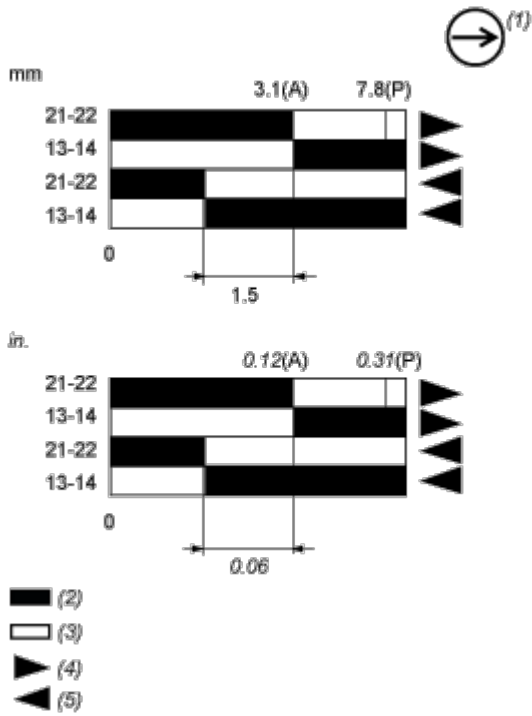
**Characteristics of Actuation**

---

Switch Actuation by 30° Cam



Functionnal Diagram



- (P) Positive opening point
- (A) Cam displacement
- (1) NC contact with positive opening operation
- (2) Closed
- (3) Open
- (4) Tripping
- (5) Resetting

Image of product / Alternate images

Alternative

---





## Looking for pricing, stock, or lifecycle information?

Click below to explore more details on WIN SOURCE:

 [View XCKL10041H7 on WIN SOURCE](#)

 [Manufacturer Information](#)

## Optimize Your Supply Chain with WIN SOURCE Solutions

-  Global Sourcing Solution
-  Obsolete Management
-  Cost Control Management
-  Shortage Management
-  Alternative Solution
-  Excess Inventory Management