



**THE DATASHEET OF
XU2S18PP340WL5**



XU2S18PP340D

Safety thru beam pair photo electric sensors,
Preventa Safety detection, security light curtain
XU2 S, of body, Sn 8 m, 12...24 VDC, M12



Main

| | |
|-------------------------------|--|
| Range of Product | Telemecanique Safety light curtains XUSL |
| Product or Component Type | Safety thru-beam pair photo-electric sensors |
| Device short name | XU2S |
| Output type | 1 safety outputs OSSD PNP |
| [Sn] nominal sensing distance | 26.25 ft (8 m) |

Complementary

| | |
|---------------------------|---|
| Detection system | Transmitter-receiver system |
| [Us] rated supply voltage | 12...24 V DC 10...30 V reverse polarity protection |
| Current consumption | <= 35 mA no-load |
| Maximum voltage drop | <1.5 V (closed) |
| Switching capacity in mA | <= 100 mA (overload and short-circuit protection) |
| Switching frequency | 500 Hz maximum |
| Electrical connection | 1 male connector M12 4 pins |
| Line of sight type | Along case axis |
| Maximum delay response | 1 ms |
| Maximum delay recovery | 1 ms |
| Tightening torque | 212.42 Lbf.in (24 N.m) fixing nut 17.70 lbf.in (2 N.m) connector |
| Function available | Built-in muting function Light or dark programmable switching |
| Marking | CE |
| Material | Nickel plated brass case PMMA (polymethyl methacrylate) lenses |
| Net Weight | 0.34 lb(US) (0.155 kg) |

Environment

| | |
|---------------------------------------|--|
| Standards | EN/IEC 61496-1 EN/IEC 61496-2 EN/IEC 60825-1 |
| Safety level | Can reach PL = c associated with module XPSCM correctly wired EN/ISO 13849-1 Can reach category 2 associated with module XPSCM correctly wired EN/ISO 13849-1 Type 2 IEC 61496-1-2 |
| Ambient air temperature for operation | -13...131 °F (-25...55 °C) |
| Safety reliability data | PFH = 5.5E-7 1/h with muting function IEC 61508 PFH = 4.6E-7 1/h IEC 61508 |
| Ambient Air Temperature for Storage | -40...158 °F (-40...70 °C) |
| IP degree of protection | IP67 conforming to EN/IEC 60529 |
| Shock resistance | 30 gn 3 axes : 3 times EN/IEC 60068-2-27 |
| Vibration resistance | 7 gn 10...55 Hz)EN/IEC 60068-2-6 |

Ordering and shipping details

| | |
|-----------------------|-----------------------------------|
| Category | 22477 - SAFETY MODULES (PREVENTA) |
| Discount Schedule | SAF2 |
| GTIN | 00785901907398 |
| Nbr. of units in pkg. | 1 |
| Package weight(Lbs) | 1 lb(US) (0.45 kg) |
| Returnability | No |
| Country of origin | FR |

Packing Units

| | |
|------------------------------|------------------------|
| Unit Type of Package 1 | PCE |
| Package 1 Height | 1.65 in (4.2 cm) |
| Package 1 width | 3.78 in (9.6 cm) |
| Package 1 Length | 5.28 in (13.4 cm) |
| Unit Type of Package 2 | S02 |
| Number of Units in Package 2 | 22 |
| Package 2 Weight | 8.72 lb(US) (3.957 kg) |
| Package 2 Height | 5.91 in (15 cm) |
| Package 2 width | 11.81 in (30 cm) |
| Package 2 Length | 15.75 in (40 cm) |

Offer Sustainability

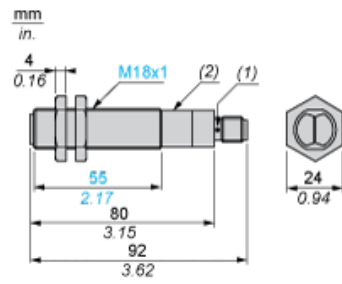
| | |
|----------------------------|---|
| Sustainable offer status | Green Premium product |
| California proposition 65 | WARNING: This product can expose you to chemicals including: Diisononyl phthalate (DINP), which is known to the State of California to cause cancer, and Di-isodecyl phthalate (DIDP), which is known to the State of California to cause birth defects or other reproductive harm. For more information go to www.P65Warnings.ca.gov |
| REACH Regulation | REACH Declaration |
| EU RoHS Directive | Pro-active compliance (Product out of EU RoHS legal scope) EU RoHS Declaration |
| Mercury free | Yes |
| RoHS exemption information | Yes |
| Environmental Disclosure | Product Environmental Profile |
| Circularity Profile | End Of Life Information |

Contractual warranty

| | |
|----------|-----------|
| Warranty | 18 months |
|----------|-----------|

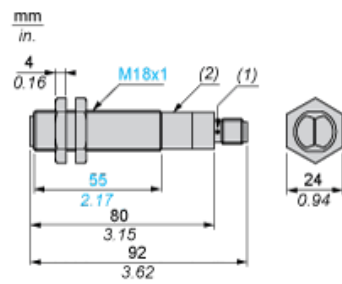
Dimensions

Receiver



- (1) LED
- (2) Potentiometer

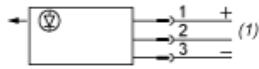
Transmitter



- (1) LED
- (2) Potentiometer

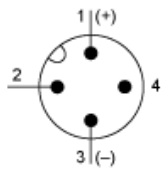
Wiring Schemes (3-wire DC)

Transmitter



(1) Test

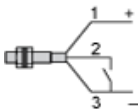
Connector Pin View



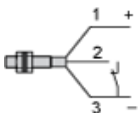
- (1) (+)
- (2) Test
- (3) (-)

Beam Break Test

Beam Made

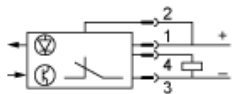


Beam Broken

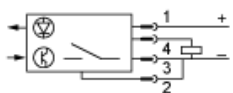


Receiver

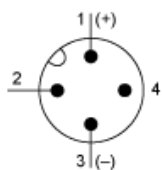
Light switching (no object present). PNP output



Dark switching (no object present). PNP output



Connector Pin View



- (1) (+)
- (2) Programming
- (3) (-)
- (4) Output

Connecting to a Safety Module

Discover
XU2S18PP340D by

- Characteristics
- Dimensions Drawings
- Connections and Schema
- Performance Curves
- **Download & Documents**

①

Download & Documents 1 to 8 of 8

CAD

| | | |
|---|-------------------|--------|
| Preventa - Photo-electric sensors - Thru beam, pair - Ref. XU2S18PP340D | SILENT 2015-07-21 | (Se ▼) |
| Preventa - Photo-electric sensors - Thru beam, pair - Ref. XU2S18PP340D | SILENT 2009-10-23 | (Se ▼) |

Instruction sheet

| | | |
|---|--------------------|-------|
| XU2S18... Cylindrical photo-electric sensor design 18 | English 2015-07-21 | pdf ▼ |
|---|--------------------|-------|

Product environmental

| | | |
|---|--------------------|-------|
| XUB... XU1... to XU9... Photoelectric Sensor, Product Environmental profile | English 2012-03-19 | pdf ▼ |
|---|--------------------|-------|

End of life manual

| | | |
|---|--------------------|-------|
| XUB... and XU1... to XU9... Photoelectric Sensors, Product End-of-life Instructions | English 2012-02-20 | pdf ▼ |
|---|--------------------|-------|

System user guide

| | | |
|--|--------------------|-------|
| Connecting to a monitoring device XU2S | English 2015-06-08 | pdf ▼ |
|--|--------------------|-------|

Catalog

| | | |
|-------------------------------------|--------------------|-------|
| Safety light curtains Preventa XUSL | English 2015-05-18 | pdf ▼ |
|-------------------------------------|--------------------|-------|

Image of product

| | | |
|-----------------------------|-------------------|--------|
| Security light curtain XU2S | SILENT 2015-07-21 | (Se ▼) |
|-----------------------------|-------------------|--------|

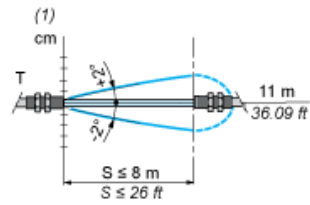
②

- 1 : Click on Download & Documents
- 2 : Click on System user guide

To have all connection schematics concerning our safety module, select "download and document" and download the file "Connecting to a monitoring device XU2S"

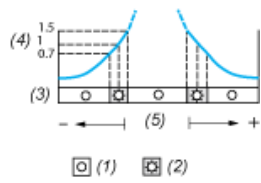
Curves

Infrared Detection Curve



(1) \varnothing of beam

Verification of Correct Operation



- (1) LED off
- (2) LED on
- (3) Red LED
- (4) Signal level
- (5) Optimum alignment

Looking for pricing, stock, or lifecycle information?

Click below to explore more details on WIN SOURCE:

 [View XU2S18PP340WL5 on WIN SOURCE](#)

 [Manufacturer Information](#)

Optimize Your Supply Chain with WIN SOURCE Solutions

-  Global Sourcing Solution
-  Obsolete Management
-  Cost Control Management
-  Shortage Management
-  Alternative Solution
-  Excess Inventory Management