




**THE DATASHEET OF**  
**302-S261**



**Order No.: 1843664**

**Type: MCV 1,5/ 8-G-3,5**

**Header**



The figure shows a 10-position version of the product

## 1 Main features



- |                         |                     |                        |                     |
|-------------------------|---------------------|------------------------|---------------------|
| • No. of pos.           | 8                   | • Nominal current      | 8 A                 |
| • Nominal cross section | 1.5 mm <sup>2</sup> | • Nominal voltage      | 160 V               |
| • Color                 | green               | • Connection direction | 90 °                |
| • Pitch                 | 3.5 mm              | • Type of packaging    | packed in cardboard |
| • Mounting type         | Wave soldering      |                        |                     |

## 2 Your advantages

- ✓ Well-known mounting principle allows worldwide use
- ✓ Vertical connection enables multi-row arrangement on the PCB
- ✓ Maximum flexibility when it comes to device design – one header for connectors with different connection technologies




Make sure you always use the latest documentation.  
It can be downloaded at: [phoenixcontact.net/product/1843664](https://phoenixcontact.net/product/1843664)

### 3 Table of contents

1	Main features.....	1
2	Your advantages .....	1
3	Table of contents .....	2
4	3D model in PDF can be activated (Acrobat Reader only).....	3
5	item properties.....	4
	5.1 Material data .....	4
6	Dimensions.....	4
	6.1 Dimensions for the product .....	4
	6.2 Dimensions for PCB design.....	4
7	Series drawing.....	5
8	Packaging information .....	6
9	Application.....	6
	9.1 Temperature limit values .....	6
10	Mechanical tests.....	7
11	Electrical tests .....	8
	11.1 Electrical data.....	8
	11.2 Air and creepage distances .....	8
12	Current carrying capacity/derating curves .....	9
13	Environmental and durability tests .....	10
	13.1 Vibration test .....	10
14	Classification for connectors.....	10
15	Approvals .....	10
16	Commercial Data.....	12
17	corresponding plugs .....	12
18	Accessories.....	12
19	Combination tests.....	13

1843664 MCV 1,5/ 8-G-3,5

4 3D model in PDF can be activated (Acrobat Reader only)



**1843664 MCV 1,5/ 8-G-3,5****5 item properties**

Order No.	1843664
Type	MCV 1,5/ 8-G-3,5
Type of contact	Male connector
Range of articles	MCV 1,5/...-G
Pitch	3.5 mm
Number of positions	8
Locking	without
Mounting type	Wave soldering
Pin layout	Linear pinning

**5.1 Material data**

<b>Material of metal parts</b>		
Note	WEEE/RoHS-compliant, whisker-free acc. to IEC 60068-2-82/JEDEC JESD 201	
Contact material	Cu alloy	
Surface contact area	Ni 1 µm ... 3 µm , Sn 3 µm ... 5 µm	
Soldering area surface	Ni 1 µm ... 3 µm , Sn 3 µm ... 5 µm	
Surface characteristics	Tin-plated	
<b>Insulating material data</b>	<b>Housing</b>	<b>Housing</b>
Insulating material	PBT	
CTI according to IEC 60112	225	
Flammability rating according to UL 94	V0	
Color	green (6021)	

**6 Dimensions****6.1 Dimensions for the product**

Length	7.25 mm
Width	29.4 mm
Height (without solder pin)	9.2 mm
Total height	12.6 mm
Solder pin [P]	3.4 mm
Dimension a	24.5 mm

**6.2 Dimensions for PCB design**

Hole diameter	1.2 mm
Pin dimensions	0,8 x 0,8 mm



**1843664 MCV 1,5/ 8-G-3,5****8 Packaging information**

Type of packaging	packed in cardboard
Pieces per package	100

**9 Application****9.1 Temperature limit values**

Ambient temperature (storage/transport)	-40 °C ... 70 °C
Ambient temperature (assembly)	-5 °C ... 100 °C
Ambient temperature (operation)	-40 °C (dependent on the derating curve)

**1843664 MCV 1,5/ 8-G-3,5****10 Mechanical tests**

Mechanical test group A	
Specification	IEC 61984:2008-10
Visual examination	Test passed
Specification	IEC 60512-1-1:2002-02
Dimensional test	Test passed
Specification	IEC 60512-1-2:2002-02
Resistance of marking	Test passed
Specification	IEC 60068-2-70:1995-12
Insertion and withdrawal force	Test passed
Specification	IEC 60512-13-2:2006-02
No. of cycles	25
Insertion strength per pos. approx.	6 N
Withdraw strength per pos. approx.	4 N
Polarization and coding	Test passed
Specification	IEC 60512-13-5:2006-02
Test force	20 N
Contact retention in insert	Test passed
Specification	IEC 60512-15-1:2008-05
Test force per pos.	20 N

**1843664 MCV 1,5/ 8-G-3,5****11 Electrical tests****11.1 Electrical data**

Rated current / conductor cross section	8 A / 1.5 mm <sup>2</sup>
Rated insulation voltage (III/2)	160 V
Rated surge voltage (III/2)	2.5 kV
Contact resistance	1.8 mΩ
Degree of pollution	2

**11.2 Air and creepage distances**

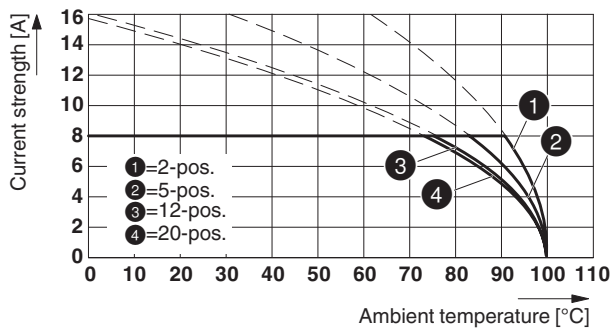
Component	Header		
Specification	IEC 60664-1:2007-04		
Mains type	unearthed mains		
Insulating material group	IIIa		
Comparative tracking index (IEC 60112:2003-01)	CTI 225		
Rated insulation voltage	160 V	160 V	250 V
Rated surge voltage	2.5 kV	2.5 kV	2.5 kV
Degree of pollution	3	2	2
Overvoltage category	III	III	II
Minimum clearance case A (inhomogeneous field)	1.5 mm	1.5 mm	1.5 mm
Minimum value of the creepage path requirement in acc. with table	2.5 mm	1.6 mm	2.5 mm

## 1843664 MCV 1,5/ 8-G-3,5

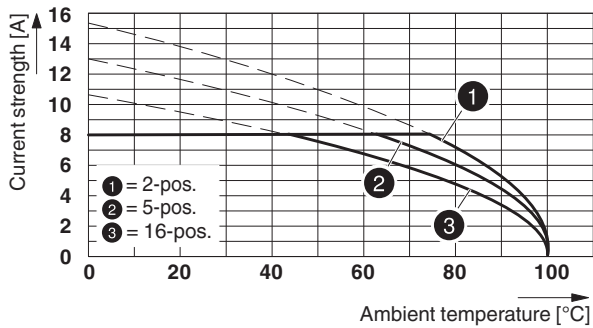
## 12 Current carrying capacity/derating curves

Specification	IEC 61984:2008-10
Note	Representation based on IEC 60512-5-2:2002-02
Reduction factor	0.8
Number of positions	See diagram
Conductor cross section	1.5 mm <sup>2</sup>
Note	

## Type: MC 1,5/...-ST-3,5 with MCV 1,5/...-G-3,5



## Type: MCVW 1,5/...-ST-3,5 with MCV 1,5/...-G-3,5




**1843664 MCV 1,5/ 8-G-3,5****13 Environmental and durability tests****13.1 Vibration test**


Specification	IEC 60068-2-6:2007-12
Result	Test passed
Frequency	10 - 150 - 10 Hz
Sweep speed	1 octave/min
Amplitude	0.35 mm (10 - 60.1 Hz)
Acceleration	5 g (60.1 - 150 Hz)
Test duration per axis	2.5 h
Test directions	X-, Y- and Z-axis


**14 Classification for connectors**

Specification	IEC 61984:2008-10
Main features	Connectors without switching capacity (COC)
Construction form	Fixed connectors
Strain relief elements	without strain relief
Protection against electric shock	Not encapsulated - touch-proof when inserted
Protection class	
Protective conductor	without PE
Lock	no

**15 Approvals**


CSA 				
Use group	B	D		
mm <sup>2</sup> /AWG/kcmil				
Voltage	300 V	300 V		
Current	8 A	8 A		

VDE Gutachten mit Fertigungsüberwachung 				
mm <sup>2</sup> /AWG/kcmil				
Voltage	160 V			
Current	8 A			

IECEE CB Scheme 				
mm <sup>2</sup> /AWG/kcmil				
Voltage	160 V			
Current	8 A			

CCA				
mm <sup>2</sup> /AWG/kcmil				
Voltage	160 V			
Current	8 A			

# 1843664 MCV 1,5/ 8-G-3,5

cULus Recognized 

Use group	B	D		
mm <sup>2</sup> /AWG/kcmil				
Voltage	300 V	300 V		
Current	8 A	8 A		

EAC 

**1843664 MCV 1,5/ 8-G-3,5****16 Commercial Data**

Order No.	1843664
Type	MCV 1,5/ 8-G-3,5
Pieces per package	100
Net weight	2 g
GTIN	4017918112813
	Information that applies locally, see link on page 1
Country of origin	Information that applies locally, see link on page 1

**17 corresponding plugs**


Order No.	Type
1772676	TFMC 1,5/ 8-ST-3,5
1840421	MC 1,5/ 8-ST-3,5
1862917	MCVW 1,5/ 8-ST-3,5
1863217	MCVR 1,5/ 8-ST-3,5
1939963	FK-MCP 1,5/ 8-ST-3,5
1952322	FMC 1,5/ 8-ST-3,5

**18 Accessories**

Description	Order No.	Type
	0803883	SK U/2,8 WH:UNBEDRUCKT
	0804073	SK 3,5/2,8:FORTL.ZAHLEN
	0805030	SK 3,5/2,8:SO
Marker pen, for manual labeling of unprinted Zack strips, smear-proof and waterproof, line thickness 0.5 mm	1051993	B-STIFT
Coding profile, is inserted into the slot on the plug or inverted header, red insulating material	1734634	CP-MSTB

## 1843664 MCV 1,5/ 8-G-3,5

## 19 Combination tests

**MCV 1,5/..-G****MC 1,5/..-ST****MCVW 1,5/..-ST****Mechanical tests (A)**

Insertion/withdrawal force per position	approx. 6 N / 4 N	approx. 6 N / 4 N		
Polarization when inserted Requirement >20 N	Test passed	Test passed		
Contact holder in insert Requirements >20 N	Test passed	Test passed		

**Durability tests (B)**

Contact resistance R <sub>1</sub>	1.8 mΩ	3.5 mΩ		
Insertion/withdrawal cycles	25	25		
Contact resistance R <sub>2</sub>	2.2 mΩ	3.7 mΩ		
Rated impulse voltage at sea level Voltage waveform ≥ (1.2/50 μs)	2.95 kV	2.95 kV		
Power-frequency withstand voltage Voltage waveform ≥ (50/60 Hz)	1.39 kV	1.39 kV		
Insulation resistance Requirements > 5 MΩ	54 TΩ	45 TΩ		

**Thermal tests (C)**

Tested number of positions	20	16		
Tested conductor cross section	1.5 mm <sup>2</sup>	1.5 mm <sup>2</sup>		
Test current	8 A DC	8 A DC		
Upper limiting temperature Requirements < 100°C	Test passed	Test passed		

**Climatic tests (D)**



Test sequence 1: low temperature storage	-40 °C/2 h	-40 °C/2 h		
Test sequence 2: heat storage	100 °C/168 h	100 °C/168 h		
Test sequence 3: noxious gas storage (ISO 6988)	0.2 dm <sup>3</sup> SO <sub>2</sub> on 300 dm <sup>3</sup> / 40 °C/1 cycle	0.2 dm <sup>3</sup> SO <sub>2</sub> on 300 dm <sup>3</sup> / 40 °C/1 cycle		
Rated impulse voltage at sea level Voltage waveform ≥ (1.2/50 μs)	2.95 kV	2.95 kV		
Power-frequency withstand voltage Voltage waveform ≥ (50/60 Hz)	1.39 kV	1.39 kV		

**Environmental and endurance tests (E)**

Specification	IEC 61984:2008-10	IEC 61984:2008-10		
Degree of protection	Finger safety with IP20 test finger	Finger safety with IP20 test finger		

## Looking for pricing, stock, or lifecycle information?

Click below to explore more details on WIN SOURCE:

-  [View 302-S261 on WIN SOURCE](#)
-  [On Shore Technology Inc. Information](#)

## Optimize Your Supply Chain with WIN SOURCE Solutions

-  Global Sourcing Solution
-  Obsolete Management
-  Cost Control Management
-  Shortage Management
-  Alternative Solution
-  Excess Inventory Management