




**THE DATASHEET OF  
LDI1117-05H**





May.1.2026 Copyright 2026 HIROSE ELECTRIC CO., LTD. All Rights Reserved.  
In case of consideration for using Automotive equipment / device which demand high reliability, kindly contact our sales window correspondents.

APPLICABLE STANDARD							
RATING	OPERATING TEMPERATURE RANGE	-55 °C TO 85 °C <sup>(1)</sup>		STORAGE TEMPERATURE RANGE	-10 °C TO 60 °C <sup>(2)</sup>		
	VOLTAGE	200 V AC		OPERATING HUMIDITY RANGE	RELATIVE HUMIDITY 85% MAX (NOT DEWED)		
	CURRENT	1 A		STORAGE HUMIDITY RANGE			
SPECIFICATIONS							
ITEM	TEST METHOD			REQUIREMENTS	QT	AT	
CONSTRUCTION							
GENERAL EXAMINATION	VISUALLY AND BY MEASURING INSTRUMENT.			ACCORDING TO DRAWING.	x	x	
MARKING	CONFIRMED VISUALLY.				x	x	
ELECTRIC CHARACTERISTICS							
CONTACT RESISTANCE	100 mA (DC or 1000 Hz).			15 mΩ MAX.	x	-	
INSULATION RESISTANCE	500 V DC.			1000 MΩ MIN.	x	-	
VOLTAGE PROOF	650 V AC FOR 1 min.			NO FLASHOVER OR BREAKDOWN.	x	-	
MECHANICAL CHARACTERISTICS							
MECHANICAL OPERATION	500 TIMES INSERTIONS AND EXTRACTIONS.			① CONTACT RESISTANCE: 15 mΩ MAX. ② NO DAMAGE, CRACK AND LOOSENESS OF PARTS.	x	-	
VIBRATION	FREQUENCY 10 TO 55 Hz, AMPLITUDE : 1.5 mm, AT 2 h FOR 3 DIRECTION.			① NO ELECTRICAL DISCONTINUITY OF 1 μs. ② NO DAMAGE, CRACK AND LOOSENESS OF PARTS.	x	-	
SHOCK	490 m/s <sup>2</sup> , DURATION OF PULSE 11 ms AT 3 TIMES FOR 3 DIRECTIONS.				x	-	
ENVIRONMENTAL CHARACTERISTICS							
DAMP HEAT (STEADY STATE)	EXPOSED AT 40±2 °C, 90 ~ 95 %, 96 h.			① CONTACT RESISTANCE: 15 mΩ MAX. ② INSULATION RESISTANCE: 1000 MΩ MIN.	x	-	
RAPID CHANGE OF TEMPERATURE 	TEMPERATURE -55→+15~+35→+125→+15~+35°C TIME 30 → 10~15 → 30 → 10~15 min UNDER 5 CYCLES.			③ NO DAMAGE, CRACK AND LOOSENESS OF PARTS.	x	-	
CORROSION SALT MIST	EXPOSED IN 5 % SALT WATER SPRAY FOR 48 h.			① CONTACT RESISTANCE: 15 mΩ MAX. ② NO HEAVY CORROSION.	x	-	
HYDROGEN SULPHIDE	EXPOSED IN 3 PPM FOR 120 h.				x	-	
RESISTANCE TO SOLDERING HEAT	1) SOLDER BATH: SOLDER TEMPERATURE, 260±5°C FOR IMMERSION, DURATION, 10±1s. 2) SOLDERING IRONS : 360°C FOR 5 s MAX.			NO DEFORMATION OF CASE OF EXCESSIVE LOOSENESS OF THE TERMINALS.	x	-	
SOLDERABILITY	SOLDERED AT SOLDER TEMPERATURE, 245±3°C, FOR IMMERSION DURATION, 2 s.			A NEW UNIFORM COATING OF SOLDER SHALL COVER A MINIMUM OF 95 % OF THE SURFACE BEING IMMersed.	x	-	
Due to the planned discontinuation of production, it is not recommended for new designs.							
	COUNT	DESCRIPTION OF REVISIONS		DESIGNED	CHECKED	DATE	
	1	DIS-F-00009794		YS. NARA	HT. YAMAGUCHI	20210616	
REMARK <sup>(1)</sup> TEMPERATURE RISE INCLUDED WHEN ENERGIZED. <sup>(2)</sup> THIS STORAGE INDICATES A LONG-TERM STORAGE STATE FOR THE UNUSED PRODUCT BEFORE THE BOARD MOUNTED.				APPROVED	HT. YAMAGUCHI	20181210	
				CHECKED	HT. YAMAGUCHI	20181210	
				DESIGNED	HR. NAGAYASU	20181207	
Unless otherwise specified, refer to MIL-STD-202.				DRAWN	TS. HORI	20181207	
Note QT:Qualification Test AT:Assurance Test X:Applicable Test				DRAWING NO.		ELC-386219-00-00	
	SPECIFICATION SHEET			PART NO.	HIF3B*-PA-2. 54DSA (63)		
	HIROSE ELECTRIC CO., LTD.			CODE NO.			1/1

## Looking for pricing, stock, or lifecycle information?

Click below to explore more details on WIN SOURCE:

-  [View LDI1117-05H on WIN SOURCE](#)
-  [Diotec Semiconductor AG Information](#)

## Optimize Your Supply Chain with WIN SOURCE Solutions

-  Global Sourcing Solution
-  Obsolete Management
-  Cost Control Management
-  Shortage Management
-  Alternative Solution
-  Excess Inventory Management