



**THE DATASHEET OF
MPXV1D0830L150**



Metal Composite Power Inductors MPXV

Automotive Grade



Overview

The KEMET MPXV metal composite inductors are ideal for use in DC to DC switching power supplies for automotive applications. The metal composite core has high saturation characteristics maintaining function in rush current mode and characterized by temperature stable inductance.

Applications

Automotive ECU applications such as:

- LED headlights
- Meter cluster panels
- Head-up displays (HUD)
- Electric water pumps (EWP)
- Electric oil pumps (EOP)
- Electric power steering (EPS)

Benefits

- Metal composite powder
- Shielded construction, SMD configuration
- Inductance range from 0.10 to 100.00 μH
- Operating temperature up to +155°C
- Low acoustic noise
- Low magnetic flux leakage
- AEC-Q200 qualified



Part Number System

| MPX | 1 | D0520 | | L | 1R5 |
|--------|---------|--|---|----------|--|
| Series | Version | Size Code | | Inductor | Inductance Code μH |
| MPXV | 1 | D0520 = 5x5x2.0 mm D0530 = 5x5x3.0 mm D0618 = 6x6x1.8 mm D0624 = 6x6x2.4 mm D0630 = 6x6x3.0 mm D0650 = 6x6x5.0 mm D0830 = 8x8x3.0 mm D0840 = 8x8x4.0 mm | D1040 = 10x10x4.0 mm D1054 = 10x10x5.4 mm D1235 = 12x12x3.5 mm D1250 = 12x12x5.0 mm D1264 = 12x12x6.4 mm D1740 = 17x17x4.0 mm D1770 = 17x17x7.0 mm D2213 = 22x22x13.0 mm | | The first two digits represent the inductance value. The third digit indicates the number of zeros to be added. R = decimal point Examples: 100 = 10.00 μH R68 = 0.68 μH 1R5 = 1.50 μH 101 = 100.00 μH |

Performance Characteristics

| Item | Performance Characteristics |
|---------------------------|---|
| Operating Temperature | -55°C to +155°C (including self-temperature rise) |
| Rated Inductance Range | 0.10 – 100.00 µH at 100 kHz, 1 mA |
| Inductance Tolerance | ±20% |
| Rated DC Resistance Range | 0.48 – 341.2 mΩ maximum |
| Rated Current Range | 2 – 90 A |

Table 1 – Ratings & Part Number Reference

| Part Number | Inductance (µH) at 100 kHz, 1 mA | Inductance Tolerance | DC Resistance (mΩ) Typical | DC Resistance (mΩ) Maximum | Rated Current (A) | | | Self-Resonance Frequency (MHz) |
|-----------------|----------------------------------|----------------------|----------------------------|----------------------------|---|---|---|--------------------------------|
| | | | | | I _{rms} ¹ (Reference) | I _{sat} ² (Reference) | I _{sat} ³ (Reference) | |
| MPXV1D0520LR15 | 0.15 | ±20% | 3.40 | 3.90 | 16.9 | 15.5 | 22.0 | 190.0 |
| MPXV1D0520LR22 | 0.22 | ±20% | 4.30 | 5.00 | 15.0 | 14.5 | 19.0 | 150.0 |
| MPXV1D0520LR33 | 0.33 | ±20% | 5.30 | 6.20 | 13.4 | 11.0 | 16.0 | 110.0 |
| MPXV1D0520LR47 | 0.47 | ±20% | 6.70 | 7.80 | 12.0 | 9.0 | 14.0 | 87.0 |
| MPXV1D0520LR68 | 0.68 | ±20% | 10.60 | 12.20 | 9.5 | 7.5 | 11.0 | 74.0 |
| MPXV1D0520LR1R0 | 1.00 | ±20% | 16.40 | 18.90 | 7.6 | 7.0 | 9.0 | 62.0 |
| MPXV1D0520LR1R5 | 1.50 | ±20% | 30.90 | 35.60 | 5.6 | 4.5 | 7.0 | 44.0 |
| MPXV1D0520LR2R2 | 2.20 | ±20% | 35.10 | 40.40 | 5.2 | 4.5 | 6.5 | 39.0 |
| MPXV1D0520LR3R3 | 3.30 | ±20% | 55.80 | 64.20 | 4.1 | 3.5 | 5.5 | 34.0 |
| MPXV1D0520LR4R7 | 4.70 | ±20% | 84.00 | 96.60 | 3.4 | 3.5 | 4.5 | 26.0 |
| MPXV1D0520LR6R8 | 6.80 | ±20% | 113.40 | 130.50 | 2.9 | 2.5 | 4.0 | 22.0 |
| MPXV1D0520LR100 | 10.00 | ±20% | 193.70 | 222.80 | 2.2 | 2.5 | 3.5 | 20.0 |
| MPXV1D0530LR15 | 0.15 | ±20% | 2.40 | 2.80 | 22.0 | 15.0 | 21.0 | 180.0 |
| MPXV1D0530LR22 | 0.22 | ±20% | 3.40 | 3.90 | 18.4 | 11.0 | 16.0 | 140.0 |
| MPXV1D0530LR33 | 0.33 | ±20% | 4.50 | 5.20 | 16.0 | 10.5 | 15.0 | 110.0 |
| MPXV1D0530LR47 | 0.47 | ±20% | 6.00 | 6.90 | 13.8 | 9.0 | 13.0 | 91.0 |
| MPXV1D0530LR68 | 0.68 | ±20% | 7.10 | 8.20 | 12.6 | 8.0 | 12.0 | 70.0 |
| MPXV1D0530LR1R0 | 1.00 | ±20% | 10.00 | 11.50 | 10.7 | 7.5 | 10.5 | 52.0 |
| MPXV1D0530LR1R5 | 1.50 | ±20% | 15.30 | 17.70 | 8.6 | 5.5 | 8.0 | 45.0 |
| MPXV1D0530LR2R2 | 2.20 | ±20% | 21.40 | 24.60 | 7.3 | 4.5 | 6.5 | 35.0 |
| MPXV1D0530LR3R3 | 3.30 | ±20% | 37.20 | 42.80 | 5.5 | 4.0 | 5.5 | 29.0 |
| MPXV1D0530LR4R7 | 4.70 | ±20% | 54.10 | 62.20 | 4.6 | 3.0 | 4.5 | 26.0 |
| MPXV1D0530LR6R8 | 6.80 | ±20% | 93.70 | 107.80 | 3.5 | 2.5 | 4.0 | 23.0 |
| MPXV1D0530LR100 | 10.00 | ±20% | 121.80 | 140.10 | 3.1 | 2.5 | 3.5 | 18.0 |
| MPXV1D0530LR150 | 15.00 | ±20% | 186.50 | 214.60 | 2.5 | 2.0 | 3.0 | 15.0 |
| MPXV1D0530LR220 | 22.00 | ±20% | 296.60 | 341.20 | 2.0 | 1.8 | 2.5 | 12.0 |
| MPXV1D0618LR10 | 0.10 | ±20% | 2.40 | 2.80 | 18.9 | 22.5 | 40.0 | 230.0 |
| MPXV1D0618LR15 | 0.15 | ±20% | 3.20 | 3.80 | 16.2 | 20.0 | 30.0 | 170.0 |
| MPXV1D0618LR22 | 0.22 | ±20% | 4.60 | 5.30 | 13.7 | 16.0 | 26.0 | 140.0 |
| Part Number | Inductance (µH) at 100 kHz, 1 mA | Inductance Tolerance | DC Resistance (mΩ) Typical | DC Resistance (mΩ) Maximum | I _{rms} ¹ | I _{sat} ² | I _{sat} ³ | Self-Resonance Frequency (MHz) |
| | | | | | Rated Current (A) | | | |

¹ T = 40 K rise at rated current

² Inductance drop 20% at rated current

³ Inductance drop 30% at rated current

All electrical characteristics data is referenced to 25°C.

Table 1 – Ratings & Part Number Reference cont.

| Part Number | Inductance (µH) at 100 kHz, 1 mA | Inductance Tolerance | DC Resistance (mΩ) Typical | DC Resistance (mΩ) Maximum | Rated Current (A) | | | Self-Resonance Frequency (MHz) |
|-----------------|----------------------------------|----------------------|----------------------------|----------------------------|---|---|---|--------------------------------|
| | | | | | I _{rms} ¹ (Reference) | I _{sat} ² (Reference) | I _{sat} ³ (Reference) | |
| MPXV1D0618LR33 | 0.33 | ±20% | 5.30 | 6.10 | 12.7 | 15.0 | 20.0 | 96.0 |
| MPXV1D0618LR47 | 0.47 | ±20% | 7.40 | 8.50 | 10.7 | 11.0 | 17.0 | 95.0 |
| MPXV1D0618LR68 | 0.68 | ±20% | 11.00 | 12.70 | 8.8 | 9.0 | 13.0 | 95.0 |
| MPXV1D0618LR1R0 | 1.00 | ±20% | 16.70 | 19.30 | 7.1 | 8.0 | 11.0 | 55.0 |
| MPXV1D0618LR5 | 1.50 | ±20% | 22.40 | 25.80 | 6.2 | 6.5 | 10.5 | 40.0 |
| MPXV1D0618LR2R2 | 2.20 | ±20% | 29.40 | 33.80 | 5.4 | 6.0 | 9.0 | 39.0 |
| MPXV1D0618LR3R3 | 3.30 | ±20% | 53.40 | 61.50 | 4.0 | 4.5 | 6.5 | 30.0 |
| MPXV1D0618LR4R7 | 4.70 | ±20% | 72.50 | 83.40 | 3.4 | 4.0 | 6.0 | 26.0 |
| MPXV1D0624LR10 | 0.10 | ±20% | 1.50 | 1.80 | 26.6 | 25.0 | 42.0 | 210.0 |
| MPXV1D0624LR15 | 0.15 | ±20% | 2.00 | 2.30 | 23.2 | 20.5 | 37.0 | 130.0 |
| MPXV1D0624LR22 | 0.22 | ±20% | 2.80 | 3.30 | 19.4 | 19.5 | 29.0 | 120.0 |
| MPXV1D0624LR33 | 0.33 | ±20% | 3.60 | 4.20 | 17.2 | 17.5 | 22.5 | 91.0 |
| MPXV1D0624LR47 | 0.47 | ±20% | 4.50 | 5.20 | 15.4 | 14.5 | 20.0 | 71.0 |
| MPXV1D0624LR68 | 0.68 | ±20% | 6.70 | 7.80 | 12.6 | 11.5 | 16.0 | 57.0 |
| MPXV1D0624LR1R0 | 1.00 | ±20% | 9.10 | 10.50 | 10.8 | 9.0 | 13.0 | 46.0 |
| MPXV1D0624LR5 | 1.50 | ±20% | 16.10 | 18.50 | 8.1 | 7.0 | 10.0 | 43.0 |
| MPXV1D0624LR2R2 | 2.20 | ±20% | 26.60 | 30.70 | 6.3 | 6.0 | 9.0 | 34.0 |
| MPXV1D0624LR3R3 | 3.30 | ±20% | 29.40 | 33.80 | 6.0 | 5.0 | 8.0 | 27.0 |
| MPXV1D0624LR4R7 | 4.70 | ±20% | 44.00 | 50.60 | 4.9 | 5.5 | 6.5 | 22.0 |
| MPXV1D0624LR6R8 | 6.80 | ±20% | 58.60 | 67.40 | 4.3 | 4.5 | 5.5 | 18.0 |
| MPXV1D0624LR100 | 10.00 | ±20% | 98.40 | 113.20 | 3.3 | 3.5 | 4.5 | 16.0 |
| MPXV1D0630LR10 | 0.10 | ±20% | 1.30 | 1.50 | 31.1 | 35.0 | 50.0 | 200.0 |
| MPXV1D0630LR15 | 0.15 | ±20% | 1.60 | 1.90 | 27.6 | 24.0 | 40.0 | 130.0 |
| MPXV1D0630LR22 | 0.22 | ±20% | 2.20 | 2.60 | 23.3 | 22.0 | 33.0 | 110.0 |
| MPXV1D0630LR33 | 0.33 | ±20% | 2.70 | 3.20 | 21.1 | 17.0 | 25.0 | 84.0 |
| MPXV1D0630LR47 | 0.47 | ±20% | 3.50 | 4.00 | 18.7 | 15.0 | 21.0 | 70.0 |
| MPXV1D0630LR68 | 0.68 | ±20% | 5.30 | 6.20 | 15.1 | 11.5 | 17.0 | 55.0 |
| MPXV1D0630LR1R0 | 1.00 | ±20% | 7.10 | 8.20 | 13.1 | 9.0 | 13.0 | 43.0 |
| MPXV1D0630LR5 | 1.50 | ±20% | 11.00 | 12.70 | 10.5 | 7.0 | 11.0 | 38.0 |
| MPXV1D0630LR2R2 | 2.20 | ±20% | 15.90 | 18.30 | 8.7 | 6.5 | 9.0 | 30.0 |
| MPXV1D0630LR3R3 | 3.30 | ±20% | 26.30 | 30.30 | 6.8 | 5.0 | 7.0 | 26.0 |
| MPXV1D0630LR4R7 | 4.70 | ±20% | 31.80 | 36.70 | 6.2 | 4.5 | 6.5 | 21.0 |
| MPXV1D0630LR6R8 | 6.80 | ±20% | 44.20 | 50.90 | 5.2 | 4.0 | 5.5 | 16.0 |
| MPXV1D0630LR100 | 10.00 | ±20% | 67.80 | 78.00 | 4.2 | 3.5 | 4.5 | 15.0 |
| MPXV1D0630LR150 | 15.00 | ±20% | 113.20 | 130.20 | 3.3 | 3.0 | 4.0 | 13.0 |
| MPXV1D0630LR220 | 22.00 | ±20% | 162.00 | 186.30 | 2.7 | 2.5 | 3.5 | 9.6 |
| MPXV1D0650LR68 | 0.68 | ±20% | 3.60 | 4.10 | 18.8 | 12.0 | 17.0 | 54.0 |
| Part Number | Inductance (µH) at 100 kHz, 1 mA | Inductance Tolerance | DC Resistance (mΩ) Typical | DC Resistance (mΩ) Maximum | I _{rms} ¹ | I _{sat} ² | I _{sat} ³ | Self-Resonance Frequency (MHz) |
| | | | | | Rated Current (A) | | | |

¹ T = 40 K rise at rated current

² Inductance drop 20% at rated current

³ Inductance drop 30% at rated current

All electrical characteristics data is referenced to 25°C.

Table 1 – Ratings & Part Number Reference cont.

| Part Number | Inductance (µH) at 100 kHz, 1 mA | Inductance Tolerance | DC Resistance (mΩ) Typical | DC Resistance (mΩ) Maximum | Rated Current (A) | | | Self-Resonance Frequency (MHz) |
|----------------|----------------------------------|----------------------|----------------------------|----------------------------|---|---|---|--------------------------------|
| | | | | | I _{rms} ¹ (Reference) | I _{sat} ² (Reference) | I _{sat} ³ (Reference) | |
| MPXV1D0650L1R0 | 1.00 | ±20% | 5.10 | 6.00 | 15.6 | 9.0 | 13.0 | 42.0 |
| MPXV1D0650L1R5 | 1.50 | ±20% | 7.20 | 8.30 | 13.2 | 7.5 | 12.0 | 35.0 |
| MPXV1D0650L2R2 | 2.20 | ±20% | 10.00 | 11.60 | 11.2 | 7.0 | 10.0 | 30.0 |
| MPXV1D0650L3R3 | 3.30 | ±20% | 16.40 | 18.90 | 8.7 | 5.0 | 8.0 | 26.0 |
| MPXV1D0650L4R7 | 4.70 | ±20% | 27.80 | 32.00 | 6.7 | 4.5 | 6.5 | 19.0 |
| MPXV1D0650L6R8 | 6.80 | ±20% | 38.40 | 44.20 | 5.7 | 4.0 | 5.5 | 17.0 |
| MPXV1D0650L100 | 10.00 | ±20% | 53.40 | 61.40 | 4.8 | 3.5 | 4.5 | 13.0 |
| MPXV1D0830LR22 | 0.22 | ±20% | 1.60 | 1.90 | 30.7 | 27.0 | 43.0 | 140.0 |
| MPXV1D0830LR33 | 0.33 | ±20% | 2.30 | 2.70 | 25.8 | 22.5 | 35.0 | 83.0 |
| MPXV1D0830LR47 | 0.47 | ±20% | 2.70 | 3.10 | 24.0 | 20.5 | 30.0 | 80.0 |
| MPXV1D0830LR68 | 0.68 | ±20% | 3.80 | 4.40 | 20.1 | 20.0 | 28.0 | 55.0 |
| MPXV1D0830L1R0 | 1.00 | ±20% | 5.00 | 5.70 | 17.6 | 16.0 | 23.0 | 46.0 |
| MPXV1D0830L1R5 | 1.50 | ±20% | 7.90 | 9.10 | 14.0 | 13.0 | 18.0 | 37.0 |
| MPXV1D0830L2R2 | 2.20 | ±20% | 11.80 | 13.60 | 11.4 | 11.0 | 14.0 | 30.0 |
| MPXV1D0830L3R3 | 3.30 | ±20% | 19.40 | 22.30 | 8.9 | 9.0 | 12.5 | 24.0 |
| MPXV1D0830L4R7 | 4.70 | ±20% | 25.80 | 29.70 | 7.7 | 7.5 | 10.5 | 18.0 |
| MPXV1D0830L6R8 | 6.80 | ±20% | 32.90 | 37.90 | 6.8 | 7.5 | 10.0 | 16.0 |
| MPXV1D0830L100 | 10.00 | ±20% | 53.60 | 61.70 | 5.4 | 5.5 | 8.0 | 12.0 |
| MPXV1D0830L150 | 15.00 | ±20% | 82.30 | 94.60 | 4.3 | 4.5 | 6.5 | 11.0 |
| MPXV1D0830L220 | 22.00 | ±20% | 116.90 | 134.50 | 3.6 | 3.5 | 5.0 | 8.1 |
| MPXV1D0830L330 | 33.00 | ±20% | 199.60 | 229.50 | 2.8 | 3.0 | 4.0 | 6.9 |
| MPXV1D0840LR22 | 0.22 | ±20% | 1.20 | 1.50 | 35.4 | 35.0 | 53.0 | 100.0 |
| MPXV1D0840LR33 | 0.33 | ±20% | 2.00 | 2.40 | 27.7 | 30.0 | 45.0 | 77.0 |
| MPXV1D0840LR47 | 0.47 | ±20% | 2.30 | 2.70 | 25.8 | 26.0 | 38.0 | 59.0 |
| MPXV1D0840LR68 | 0.68 | ±20% | 3.10 | 3.60 | 22.4 | 20.5 | 30.0 | 46.0 |
| MPXV1D0840L1R0 | 1.00 | ±20% | 3.60 | 4.20 | 20.8 | 19.5 | 28.0 | 40.0 |
| MPXV1D0840L1R5 | 1.50 | ±20% | 5.80 | 6.80 | 16.2 | 14.0 | 19.0 | 29.0 |
| MPXV1D0840L2R2 | 2.20 | ±20% | 7.50 | 8.70 | 14.3 | 13.0 | 17.0 | 27.0 |
| MPXV1D0840L3R3 | 3.30 | ±20% | 12.10 | 14.00 | 11.3 | 11.0 | 15.0 | 22.0 |
| MPXV1D0840L4R7 | 4.70 | ±20% | 20.40 | 23.50 | 8.7 | 7.5 | 11.0 | 17.0 |
| MPXV1D0840L6R8 | 6.80 | ±20% | 29.00 | 33.40 | 7.3 | 6.5 | 9.0 | 13.0 |
| MPXV1D0840L100 | 10.00 | ±20% | 43.10 | 49.60 | 6.0 | 5.5 | 7.5 | 12.0 |
| MPXV1D0840L150 | 15.00 | ±20% | 56.50 | 65.00 | 5.2 | 4.5 | 6.5 | 9.0 |
| MPXV1D0840L220 | 22.00 | ±20% | 85.40 | 98.30 | 4.2 | 4.0 | 5.5 | 7.7 |
| MPXV1D0840L330 | 33.00 | ±20% | 134.10 | 154.20 | 3.4 | 3.5 | 4.5 | 6.2 |
| MPXV1D0840L470 | 47.00 | ±20% | 197.10 | 226.70 | 2.8 | 2.5 | 3.5 | 5.7 |
| MPXV1D1040LR22 | 0.22 | ±20% | 1.40 | 1.60 | 32.7 | 40.0 | 60.0 | 108.0 |
| Part Number | Inductance (µH) at 100 kHz, 1 mA | Inductance Tolerance | DC Resistance (mΩ) Typical | DC Resistance (mΩ) Maximum | Rated Current (A) | | | Self-Resonance Frequency (MHz) |
| | | | | | I _{rms} ¹ | I _{sat} ² | I _{sat} ³ | |

¹ T = 40 K rise at rated current

² Inductance drop 20% at rated current

³ Inductance drop 30% at rated current

All electrical characteristics data is referenced to 25°C.

Table 1 – Ratings & Part Number Reference cont.

| Part Number | Inductance (µH) at 100 kHz, 1 mA | Inductance Tolerance | DC Resistance (mΩ) Typical | DC Resistance (mΩ) Maximum | Rated Current (A) | | | Self-Resonance Frequency (MHz) |
|-----------------|----------------------------------|----------------------|----------------------------|----------------------------|---|---|---|--------------------------------|
| | | | | | I _{rms} ¹ (Reference) | I _{sat} ² (Reference) | I _{sat} ³ (Reference) | |
| MPXV1D1040LR33 | 0.33 | ±20% | 1.60 | 1.90 | 29.7 | 31.0 | 47.0 | 75.0 |
| MPXV1D1040LR47 | 0.47 | ±20% | 2.10 | 2.40 | 26.4 | 29.0 | 42.0 | 65.0 |
| MPXV1D1040LR68 | 0.68 | ±20% | 2.70 | 3.20 | 23.1 | 23.0 | 34.5 | 47.0 |
| MPXV1D1040LR1R0 | 1.00 | ±20% | 3.30 | 3.80 | 21.1 | 19.5 | 29.0 | 35.0 |
| MPXV1D1040LR1R5 | 1.50 | ±20% | 4.60 | 5.40 | 17.7 | 18.0 | 26.0 | 30.0 |
| MPXV1D1040LR2R2 | 2.20 | ±20% | 6.80 | 7.90 | 14.6 | 13.0 | 18.5 | 23.0 |
| MPXV1D1040LR3R3 | 3.30 | ±20% | 11.10 | 12.80 | 11.4 | 11.0 | 15.0 | 18.0 |
| MPXV1D1040LR4R7 | 4.70 | ±20% | 13.80 | 15.90 | 10.3 | 10.0 | 14.0 | 17.0 |
| MPXV1D1040LR6R8 | 6.80 | ±20% | 20.90 | 24.10 | 8.3 | 8.0 | 11.5 | 14.0 |
| MPXV1D1040LR100 | 10.00 | ±20% | 29.60 | 34.10 | 7.0 | 7.5 | 10.5 | 11.0 |
| MPXV1D1040LR150 | 15.00 | ±20% | 44.50 | 51.20 | 5.7 | 5.5 | 8.5 | 8.0 |
| MPXV1D1040LR220 | 22.00 | ±20% | 66.20 | 76.10 | 4.7 | 5.0 | 7.0 | 7.0 |
| MPXV1D1040LR330 | 33.00 | ±20% | 104.10 | 119.70 | 3.7 | 3.5 | 5.0 | 5.0 |
| MPXV1D1040LR470 | 47.00 | ±20% | 158.80 | 182.60 | 3.0 | 3.0 | 4.0 | 4.5 |
| MPXV1D1054LR33 | 0.33 | ±20% | 1.10 | 1.27 | 37.3 | 45.0 | 60.0 | 56.0 |
| MPXV1D1054LR47 | 0.47 | ±20% | 1.60 | 1.84 | 30.9 | 39.0 | 51.0 | 46.0 |
| MPXV1D1054LR68 | 0.68 | ±20% | 2.00 | 2.30 | 27.6 | 27.0 | 37.5 | 38.0 |
| MPXV1D1054LR1R0 | 1.00 | ±20% | 2.90 | 3.34 | 22.9 | 20.0 | 27.0 | 31.0 |
| MPXV1D1054LR2R2 | 2.20 | ±20% | 4.70 | 5.41 | 18.0 | 12.0 | 16.5 | 21.0 |
| MPXV1D1054LR3R3 | 3.30 | ±20% | 7.30 | 8.40 | 14.4 | 11.0 | 15.0 | 17.0 |
| MPXV1D1054LR4R7 | 4.70 | ±20% | 11.90 | 13.69 | 11.3 | 10.0 | 14.0 | 14.0 |
| MPXV1D1054LR100 | 10.00 | ±20% | 24.00 | 27.60 | 7.9 | 8.5 | 12.0 | 9.5 |
| MPXV1D1054LR150 | 15.00 | ±20% | 34.00 | 39.10 | 6.7 | 8.0 | 11.0 | 7.5 |
| MPXV1D1054LR220 | 22.00 | ±20% | 47.00 | 54.05 | 5.7 | 5.0 | 7.0 | 6.5 |
| MPXV1D1054LR330 | 33.00 | ±20% | 70.00 | 80.50 | 4.6 | 4.4 | 6.0 | 5.0 |
| MPXV1D1054LR470 | 47.00 | ±20% | 112.00 | 128.80 | 3.7 | 3.4 | 4.6 | 4.0 |
| MPXV1D1235LR15 | 0.15 | ±20% | 1.10 | 1.30 | 39.9 | 54.0 | 85.0 | 128.0 |
| MPXV1D1235LR22 | 0.22 | ±20% | 1.30 | 1.60 | 35.2 | 50.0 | 75.0 | 100.0 |
| MPXV1D1235LR33 | 0.33 | ±20% | 1.50 | 1.80 | 33.4 | 40.0 | 55.0 | 63.0 |
| MPXV1D1235LR47 | 0.47 | ±20% | 2.00 | 2.30 | 28.9 | 31.0 | 45.0 | 58.0 |
| MPXV1D1235LR68 | 0.68 | ±20% | 2.50 | 2.90 | 25.9 | 28.0 | 40.0 | 46.0 |
| MPXV1D1235LR1R0 | 1.00 | ±20% | 3.60 | 4.20 | 21.5 | 22.0 | 32.5 | 33.0 |
| MPXV1D1235LR1R5 | 1.50 | ±20% | 5.20 | 6.00 | 17.9 | 19.0 | 28.0 | 29.0 |
| MPXV1D1235LR2R2 | 2.20 | ±20% | 7.30 | 8.40 | 15.2 | 15.5 | 23.0 | 21.0 |
| MPXV1D1235LR3R3 | 3.30 | ±20% | 10.60 | 12.20 | 12.5 | 12.0 | 18.0 | 18.0 |
| MPXV1D1235LR4R7 | 4.70 | ±20% | 14.20 | 16.40 | 10.9 | 11.5 | 17.5 | 14.0 |
| MPXV1D1235LR6R8 | 6.80 | ±20% | 18.80 | 21.70 | 9.4 | 9.5 | 14.0 | 12.0 |
| Part Number | Inductance (µH) at 100 kHz, 1 mA | Inductance Tolerance | DC Resistance (mΩ) Typical | DC Resistance (mΩ) Maximum | I _{rms} ¹ | I _{sat} ² | I _{sat} ³ | Self-Resonance Frequency (MHz) |
| | | | | | Rated Current (A) | | | |

¹ T = 40 K rise at rated current

² Inductance drop 20% at rated current

³ Inductance drop 30% at rated current

All electrical characteristics data is referenced to 25°C.

Table 1 – Ratings & Part Number Reference cont.

| Part Number | Inductance (µH) at 100 kHz, 1 mA | Inductance Tolerance | DC Resistance (mΩ) Typical | DC Resistance (mΩ) Maximum | Rated Current (A) | | | Self-Resonance Frequency (MHz) |
|----------------|----------------------------------|----------------------|----------------------------|----------------------------|---|---|---|--------------------------------|
| | | | | | I _{rms} ¹ (Reference) | I _{sat} ² (Reference) | I _{sat} ³ (Reference) | |
| MPXV1D1235L100 | 10.00 | ±20% | 30.40 | 35.00 | 7.4 | 8.5 | 12.0 | 9.5 |
| MPXV1D1250LR22 | 0.22 | ±20% | 1.00 | 1.20 | 42.7 | 55.0 | 85.0 | 95.0 |
| MPXV1D1250LR33 | 0.33 | ±20% | 1.10 | 1.30 | 41.6 | 45.0 | 65.0 | 68.0 |
| MPXV1D1250LR47 | 0.47 | ±20% | 1.50 | 1.80 | 34.8 | 37.0 | 55.0 | 54.0 |
| MPXV1D1250LR68 | 0.68 | ±20% | 1.70 | 2.00 | 32.7 | 30.0 | 45.0 | 45.0 |
| MPXV1D1250L1R0 | 1.00 | ±20% | 2.20 | 2.60 | 28.8 | 30.5 | 43.0 | 34.0 |
| MPXV1D1250L1R5 | 1.50 | ±20% | 3.10 | 3.60 | 24.2 | 22.0 | 32.0 | 25.0 |
| MPXV1D1250L2R2 | 2.20 | ±20% | 4.10 | 4.80 | 21.0 | 20.0 | 28.5 | 21.0 |
| MPXV1D1250L3R3 | 3.30 | ±20% | 6.40 | 7.40 | 16.8 | 15.0 | 22.0 | 17.0 |
| MPXV1D1250L4R7 | 4.70 | ±20% | 8.80 | 10.10 | 14.4 | 12.0 | 17.5 | 13.0 |
| MPXV1D1250L6R8 | 6.80 | ±20% | 13.40 | 15.50 | 11.6 | 10.0 | 14.0 | 10.0 |
| MPXV1D1250L100 | 10.00 | ±20% | 17.90 | 20.60 | 10.1 | 9.0 | 13.5 | 8.5 |
| MPXV1D1250L150 | 15.00 | ±20% | 26.80 | 30.80 | 8.2 | 7.5 | 11.0 | 7.0 |
| MPXV1D1250L220 | 22.00 | ±20% | 40.10 | 46.20 | 6.7 | 6.5 | 9.0 | 6.5 |
| MPXV1D1250L330 | 33.00 | ±20% | 62.60 | 72.00 | 5.4 | 5.0 | 7.5 | 5.0 |
| MPXV1D1250L470 | 47.00 | ±20% | 91.60 | 105.40 | 4.5 | 4.0 | 5.5 | 4.0 |
| MPXV1D1250L680 | 68.00 | ±20% | 141.70 | 163.00 | 3.6 | 3.0 | 4.5 | 3.0 |
| MPXV1D1264LR22 | 0.22 | ±20% | 0.90 | 1.10 | 53.0 | 68.0 | 100.0 | 90.0 |
| MPXV1D1264LR33 | 0.33 | ±20% | 1.00 | 1.20 | 45.6 | 48.0 | 70.0 | 61.0 |
| MPXV1D1264LR47 | 0.47 | ±20% | 1.40 | 1.70 | 38.2 | 40.0 | 58.0 | 53.0 |
| MPXV1D1264LR68 | 0.68 | ±20% | 1.70 | 1.90 | 35.4 | 34.0 | 50.0 | 45.0 |
| MPXV1D1264L1R0 | 1.00 | ±20% | 2.00 | 2.30 | 32.2 | 30.0 | 45.0 | 30.0 |
| MPXV1D1264L1R5 | 1.50 | ±20% | 2.50 | 2.90 | 28.8 | 25.0 | 35.5 | 24.0 |
| MPXV1D1264L2R2 | 2.20 | ±20% | 3.20 | 3.70 | 25.4 | 23.0 | 32.0 | 20.0 |
| MPXV1D1264L3R3 | 3.30 | ±20% | 5.30 | 6.20 | 19.7 | 16.5 | 22.5 | 16.0 |
| MPXV1D1264L4R7 | 4.70 | ±20% | 7.10 | 8.20 | 17.1 | 14.0 | 19.5 | 13.0 |
| MPXV1D1264L6R8 | 6.80 | ±20% | 10.60 | 12.30 | 14.0 | 11.5 | 16.0 | 10.0 |
| MPXV1D1264L100 | 10.00 | ±20% | 14.00 | 16.10 | 12.2 | 10.0 | 14.0 | 8.5 |
| MPXV1D1264L150 | 15.00 | ±20% | 21.60 | 24.90 | 9.8 | 8.0 | 11.5 | 6.5 |
| MPXV1D1264L220 | 22.00 | ±20% | 30.50 | 35.10 | 8.2 | 7.0 | 9.5 | 5.5 |
| MPXV1D1740LR47 | 0.47 | ±20% | 1.50 | 1.80 | 34.0 | 52.0 | 75.0 | 46.0 |
| MPXV1D1740LR68 | 0.68 | ±20% | 1.70 | 2.00 | 32.0 | 37.0 | 55.0 | 38.0 |
| MPXV1D1740L1R0 | 1.00 | ±20% | 2.00 | 2.30 | 30.0 | 28.0 | 43.0 | 30.0 |
| MPXV1D1740L1R5 | 1.50 | ±20% | 3.30 | 3.80 | 23.5 | 19.5 | 28.0 | 24.0 |
| MPXV1D1740L2R2 | 2.20 | ±20% | 4.30 | 5.00 | 20.5 | 19.5 | 28.0 | 17.0 |
| MPXV1D1740L3R3 | 3.30 | ±20% | 7.00 | 8.10 | 16.5 | 18.0 | 27.5 | 14.0 |
| MPXV1D1740L4R7 | 4.70 | ±20% | 9.00 | 10.40 | 14.5 | 13.0 | 18.5 | 12.0 |
| Part Number | Inductance (µH) at 100 kHz, 1 mA | Inductance Tolerance | DC Resistance (mΩ) Typical | DC Resistance (mΩ) Maximum | I _{rms} ¹ | I _{sat} ² | I _{sat} ³ | Self-Resonance Frequency (MHz) |
| | | | | | Rated Current (A) | | | |

¹ T = 40 K rise at rated current

² Inductance drop 20% at rated current

³ Inductance drop 30% at rated current

All electrical characteristics data is referenced to 25°C.

Table 1 – Ratings & Part Number Reference cont.

| Part Number | Inductance (µH) at 100 kHz, 1 mA | Inductance Tolerance | DC Resistance (mΩ) Typical | DC Resistance (mΩ) Maximum | Rated Current (A) | | | Self-Resonance Frequency (MHz) |
|----------------|----------------------------------|----------------------|----------------------------|----------------------------|---|---|---|--------------------------------|
| | | | | | I _{rms} ¹ (Reference) | I _{sat} ² (Reference) | I _{sat} ³ (Reference) | |
| MPXV1D1740L6R8 | 6.80 | ±20% | 13.80 | 15.90 | 11.5 | 12.0 | 17.0 | 9.0 |
| MPXV1D1740L100 | 10.00 | ±20% | 18.80 | 21.70 | 9.5 | 10.0 | 14.5 | 6.8 |
| MPXV1D1740L150 | 15.00 | ±20% | 30.60 | 35.20 | 7.5 | 9.0 | 13.0 | 6.0 |
| MPXV1D1740L220 | 22.00 | ±20% | 40.30 | 46.40 | 6.5 | 7.0 | 10.0 | 5.0 |
| MPXV1D1740L330 | 33.00 | ±20% | 71.50 | 82.30 | 5.0 | 5.5 | 8.0 | 4.0 |
| MPXV1D1740L470 | 47.00 | ±20% | 109.30 | 125.70 | 4.0 | 4.4 | 6.5 | 2.5 |
| MPXV1D1770LR47 | 0.47 | ±20% | 0.87 | 1.00 | 52.5 | 72.0 | 108.0 | 45.0 |
| MPXV1D1770LR68 | 0.68 | ±20% | 0.91 | 1.05 | 50.0 | 46.0 | 68.0 | 37.0 |
| MPXV1D1770L1R0 | 1.00 | ±20% | 1.50 | 1.80 | 38.0 | 42.0 | 62.0 | 27.0 |
| MPXV1D1770L1R5 | 1.50 | ±20% | 1.50 | 1.80 | 38.0 | 31.0 | 45.0 | 18.0 |
| MPXV1D1770L2R2 | 2.20 | ±20% | 2.20 | 2.60 | 31.0 | 25.0 | 34.0 | 15.0 |
| MPXV1D1770L3R3 | 3.30 | ±20% | 2.90 | 3.40 | 28.0 | 24.0 | 30.5 | 13.0 |
| MPXV1D1770L4R7 | 4.70 | ±20% | 4.10 | 4.80 | 23.5 | 24.0 | 33.5 | 10.0 |
| MPXV1D1770L6R8 | 6.80 | ±20% | 5.90 | 6.80 | 19.5 | 18.0 | 26.0 | 8.0 |
| MPXV1D1770L100 | 10.00 | ±20% | 10.60 | 12.20 | 14.5 | 11.5 | 16.5 | 7.0 |
| MPXV1D1770L150 | 15.00 | ±20% | 15.40 | 17.80 | 12.0 | 10.5 | 14.0 | 5.5 |
| MPXV1D1770L220 | 22.00 | ±20% | 19.90 | 22.90 | 10.5 | 8.5 | 12.0 | 4.5 |
| MPXV1D1770L330 | 33.00 | ±20% | 41.10 | 47.30 | 7.5 | 8.5 | 12.0 | 3.5 |
| MPXV1D1770L470 | 47.00 | ±20% | 54.60 | 62.80 | 6.5 | 7.5 | 10.5 | 2.8 |
| MPXV1D1770L680 | 68.00 | ±20% | 69.10 | 79.50 | 5.5 | 6.0 | 8.5 | 2.3 |
| MPXV1D1770L101 | 100.00 | ±20% | 95.90 | 110.30 | 4.5 | 5.6 | 7.5 | 1.8 |
| MPXV1D2213LR47 | 0.47 | ±20% | 0.42 | 0.48 | 90.0 | 96.0 | 140.0 | 45.0 |
| MPXV1D2213LR68 | 0.68 | ±20% | 0.72 | 0.83 | 78.0 | 80.0 | 115.0 | 34.0 |
| MPXV1D2213L1R0 | 1.00 | ±20% | 0.80 | 1.00 | 74.0 | 58.0 | 84.0 | 22.0 |
| MPXV1D2213L1R5 | 1.50 | ±20% | 0.96 | 1.20 | 68.0 | 42.0 | 60.0 | 17.0 |
| MPXV1D2213L2R2 | 2.20 | ±20% | 1.20 | 1.40 | 59.0 | 38.0 | 56.0 | 14.0 |
| MPXV1D2213L3R3 | 3.30 | ±20% | 1.50 | 1.80 | 54.0 | 34.0 | 48.0 | 11.0 |
| MPXV1D2213L4R7 | 4.70 | ±20% | 1.90 | 2.20 | 48.0 | 28.0 | 40.0 | 9.0 |
| MPXV1D2213L6R8 | 6.80 | ±20% | 2.80 | 3.30 | 39.0 | 30.0 | 42.0 | 6.5 |
| MPXV1D2213L100 | 10.00 | ±20% | 3.80 | 4.40 | 34.0 | 26.0 | 36.0 | 5.2 |
| MPXV1D2213L150 | 15.00 | ±20% | 5.90 | 6.80 | 27.5 | 22.0 | 30.0 | 4.0 |
| MPXV1D2213L220 | 22.00 | ±20% | 11.40 | 13.20 | 19.5 | 15.0 | 20.5 | 3.7 |
| MPXV1D2213L330 | 33.00 | ±20% | 13.90 | 16.00 | 17.5 | 15.0 | 20.5 | 2.9 |
| MPXV1D2213L470 | 47.00 | ±20% | 17.80 | 20.50 | 15.5 | 13.5 | 19.0 | 2.5 |
| MPXV1D2213L680 | 68.00 | ±20% | 26.70 | 30.80 | 12.5 | 10.0 | 14.0 | 2.1 |
| MPXV1D2213L101 | 100.00 | ±20% | 41.20 | 47.40 | 10.0 | 8.0 | 10.5 | 1.6 |
| Part Number | Inductance (µH) at 100 kHz, 1 mA | Inductance Tolerance | DC Resistance (mΩ) Typical | DC Resistance (mΩ) Maximum | Rated Current (A) | | | Self-Resonance Frequency (MHz) |
| | | | | | I _{rms} ¹ | I _{sat} ² | I _{sat} ³ | |

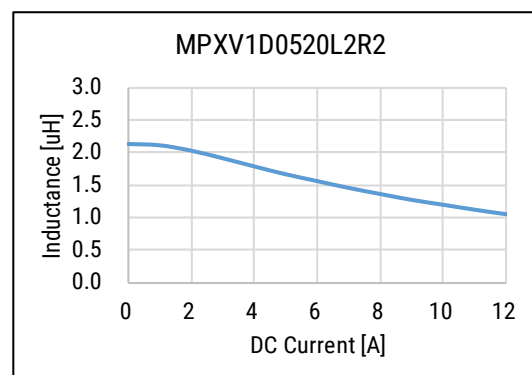
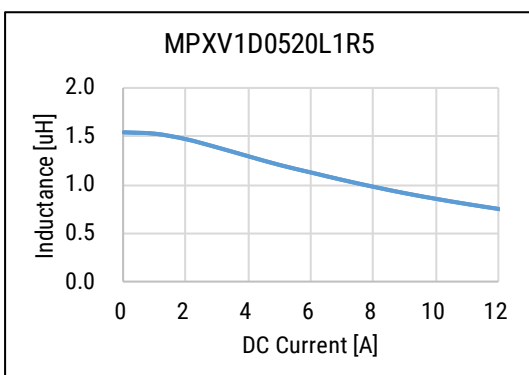
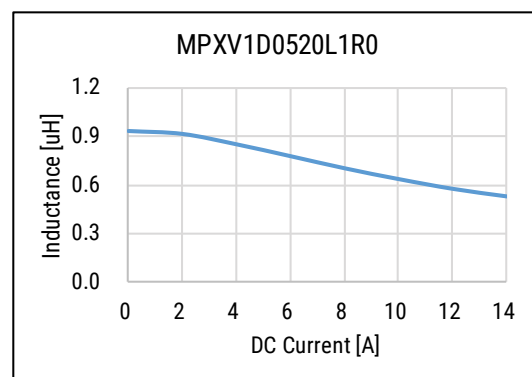
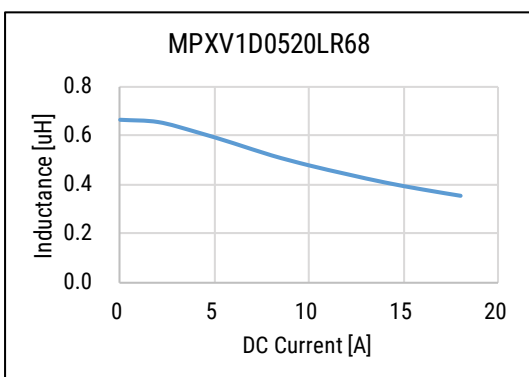
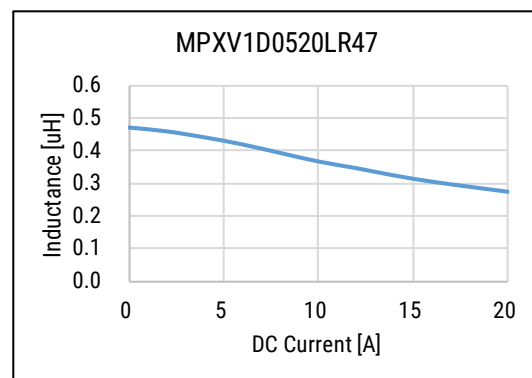
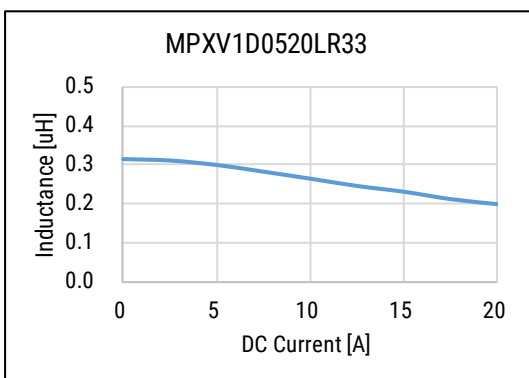
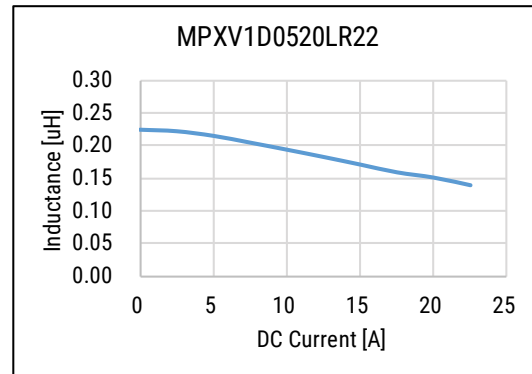
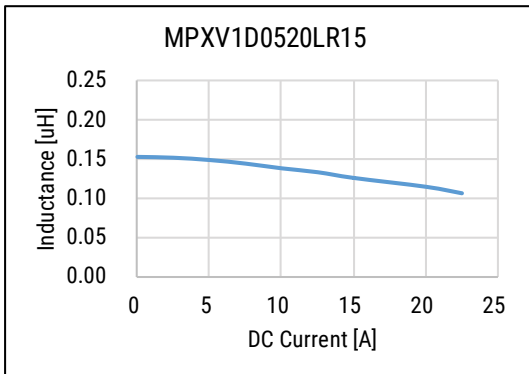
¹ T = 40 K rise at rated current

² Inductance drop 20% at rated current

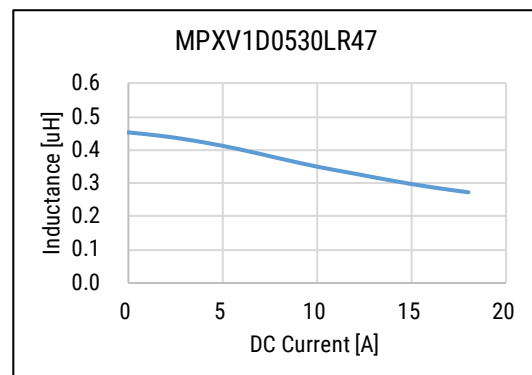
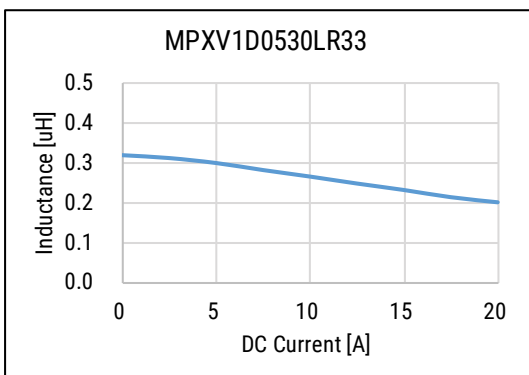
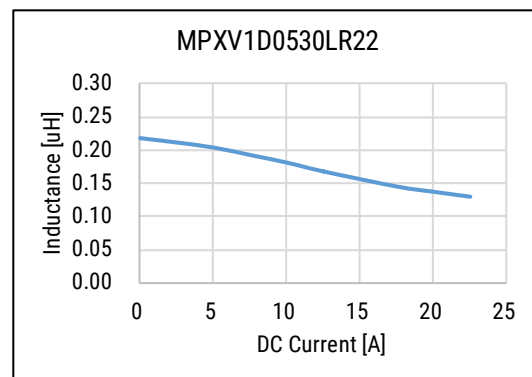
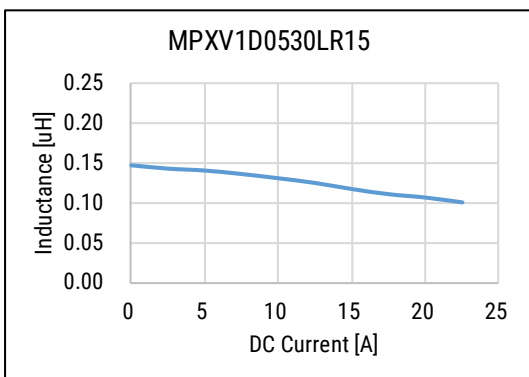
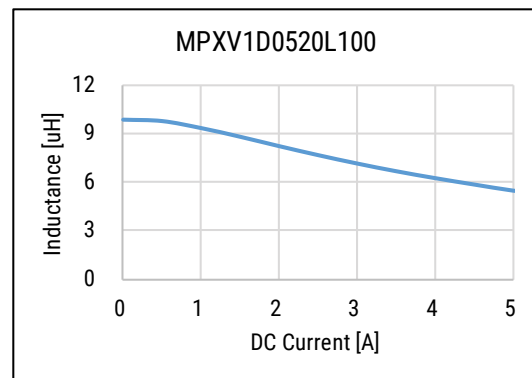
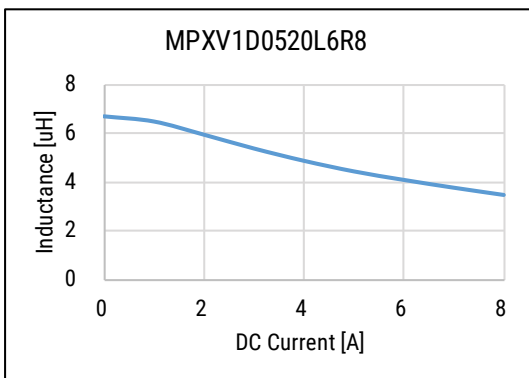
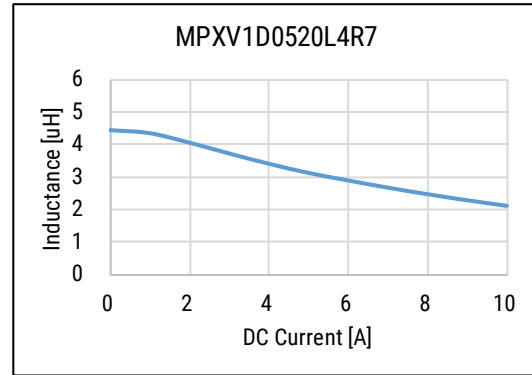
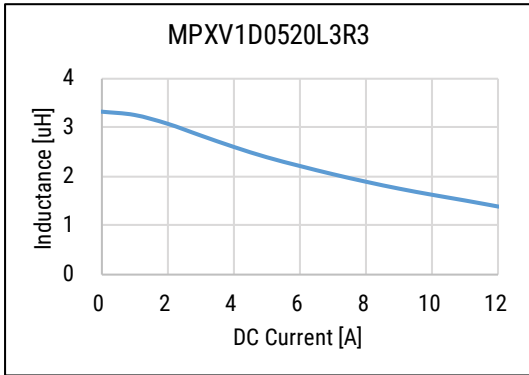
³ Inductance drop 30% at rated current

All electrical characteristics data is referenced to 25°C.

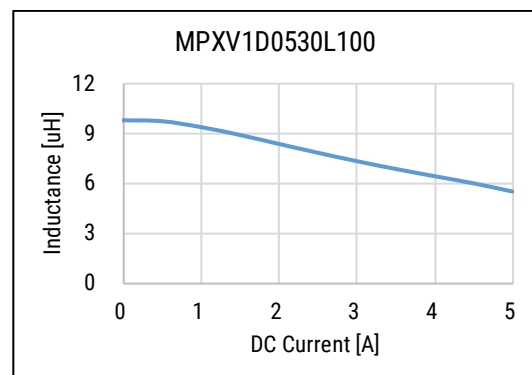
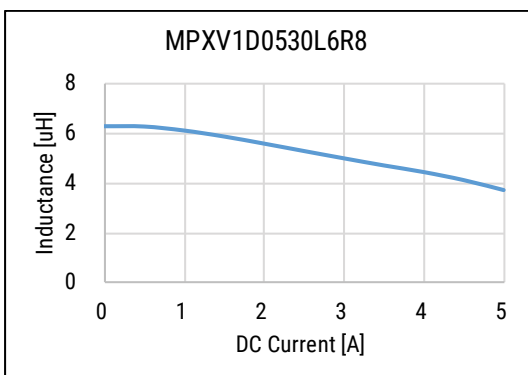
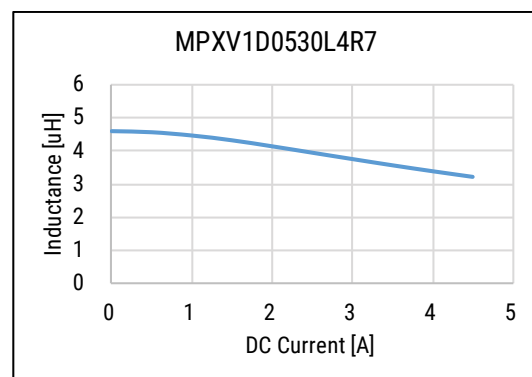
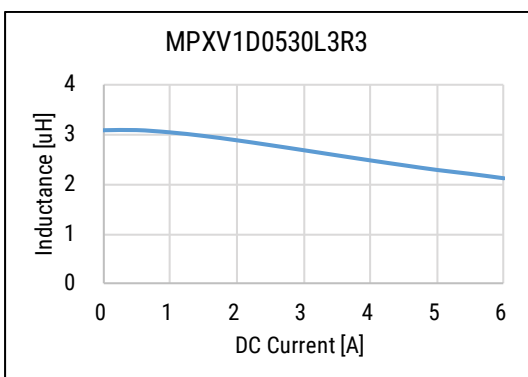
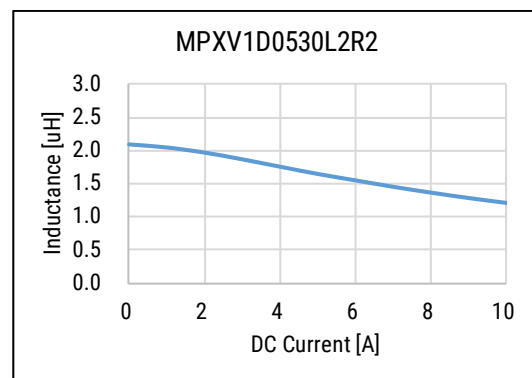
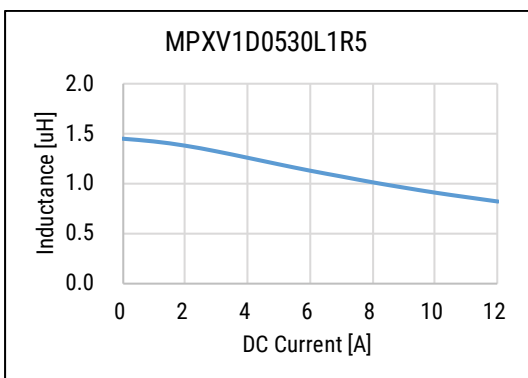
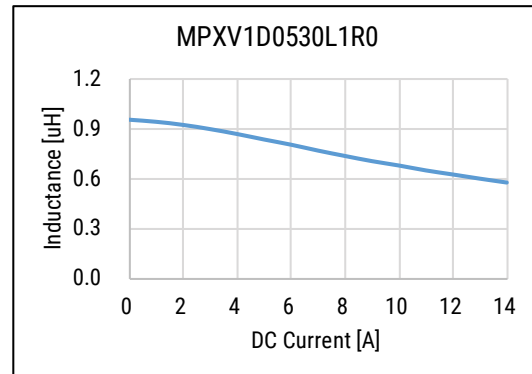
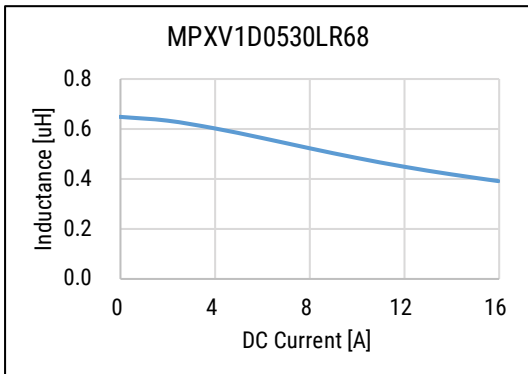
DC-Superposed Characteristics



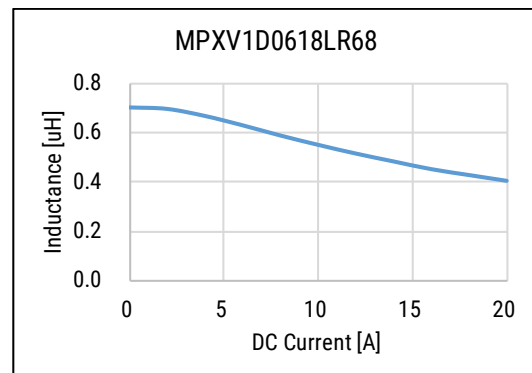
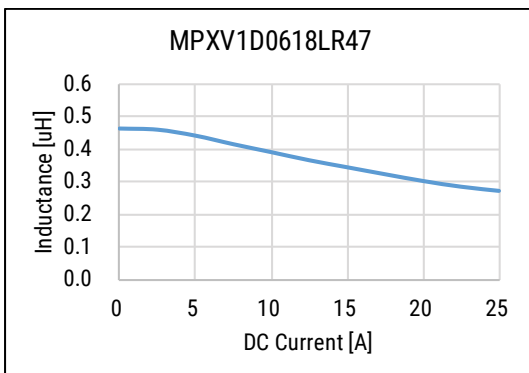
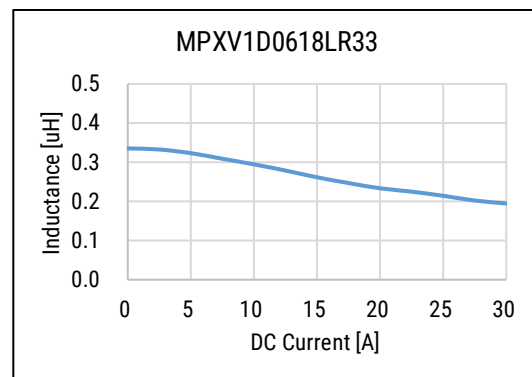
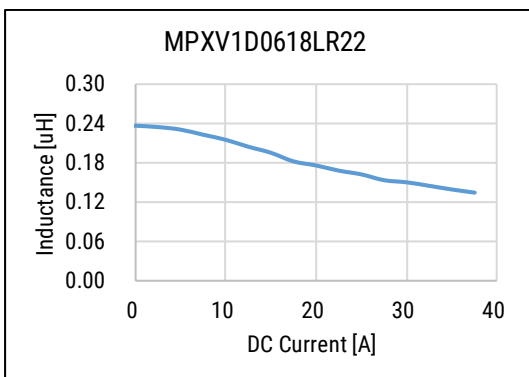
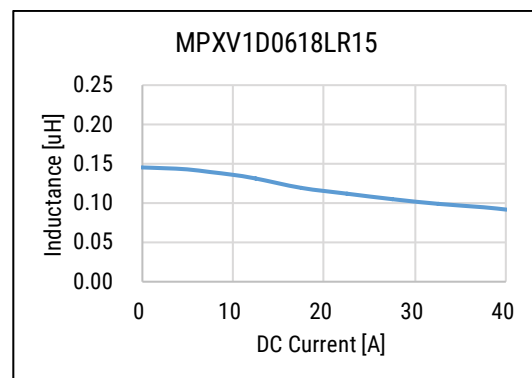
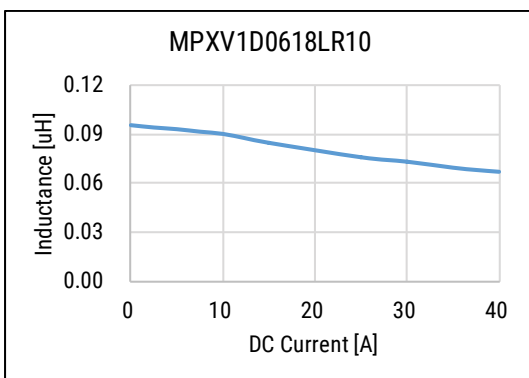
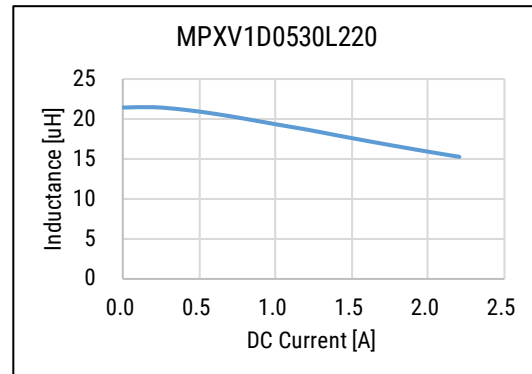
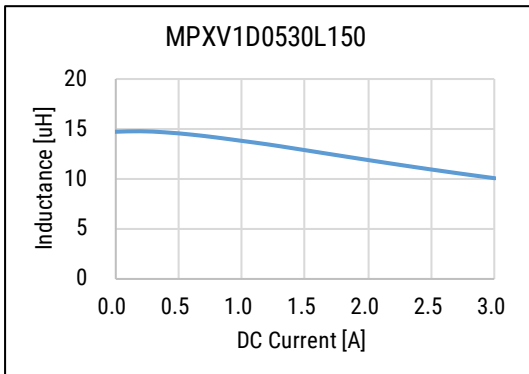
DC-Superposed Characteristics cont.



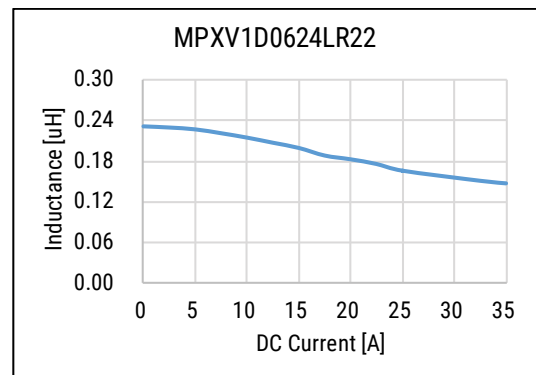
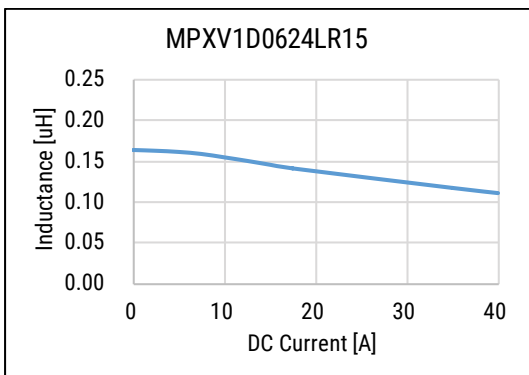
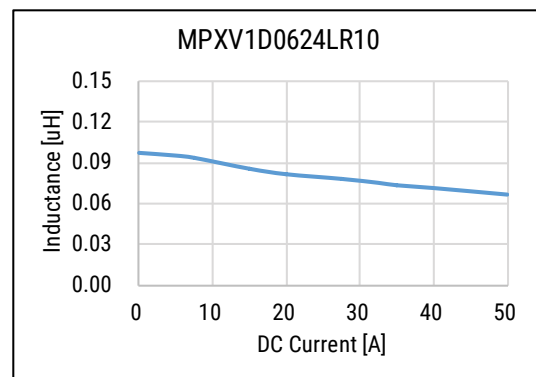
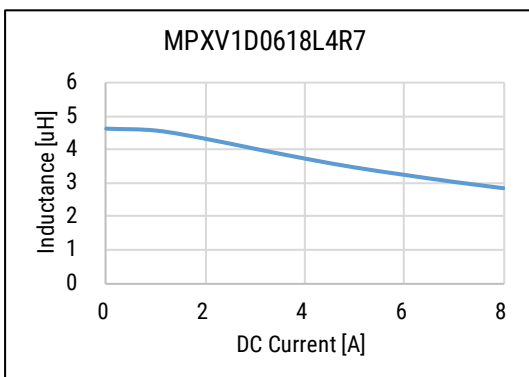
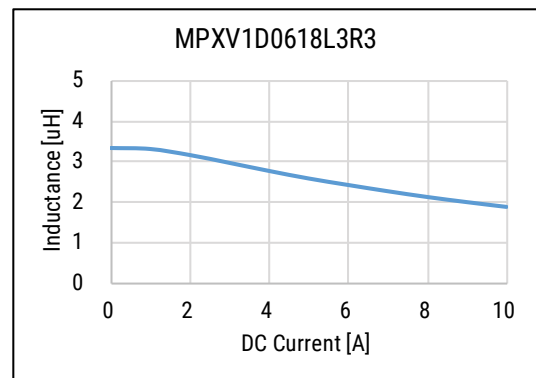
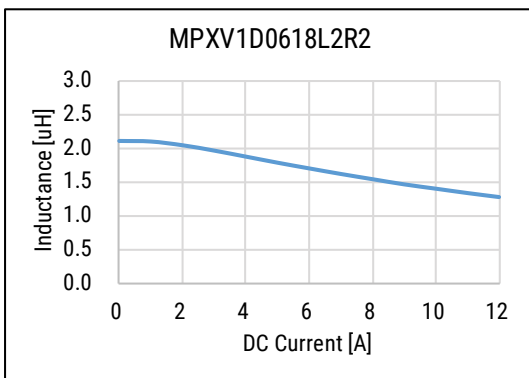
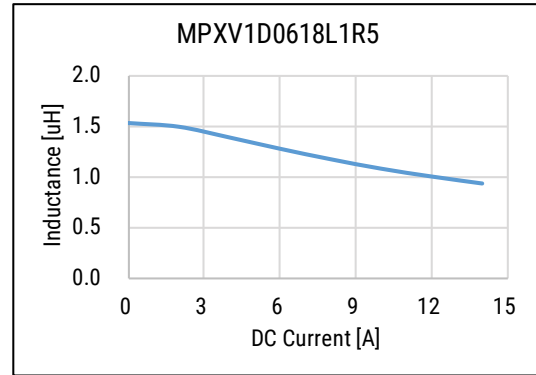
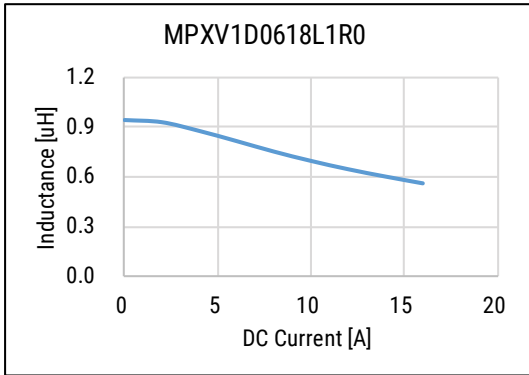
DC-Superposed Characteristics cont.



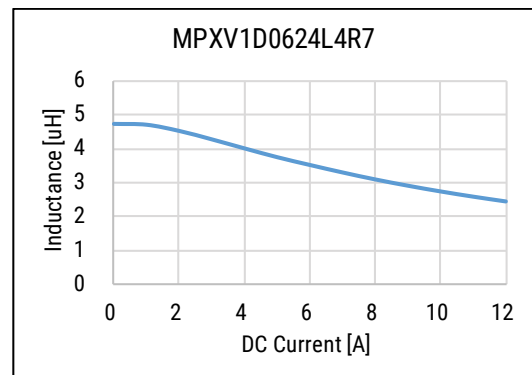
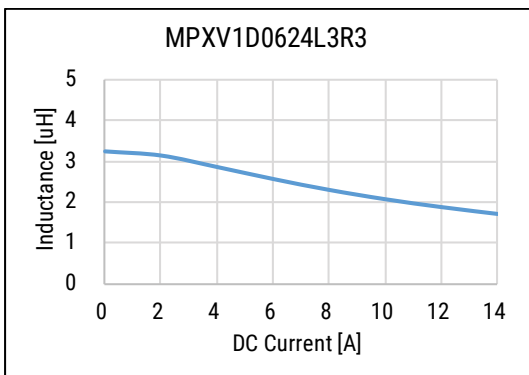
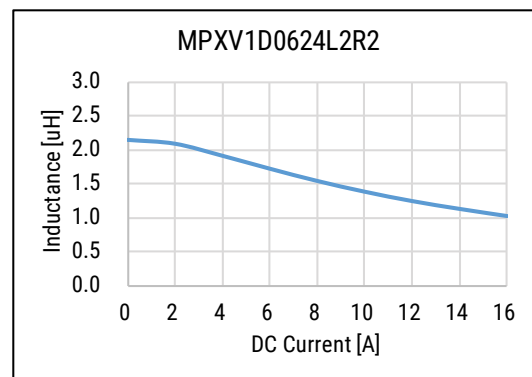
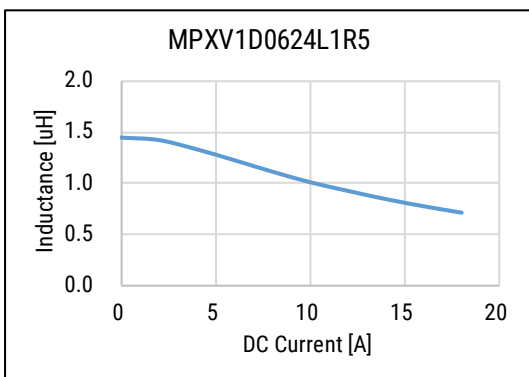
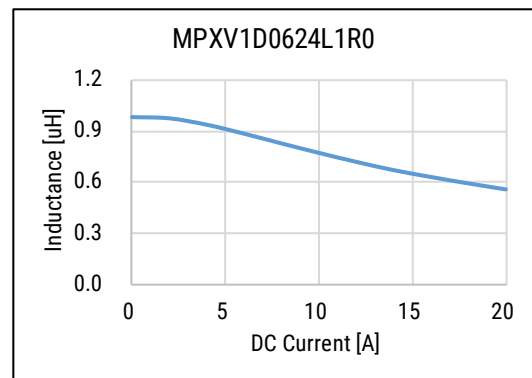
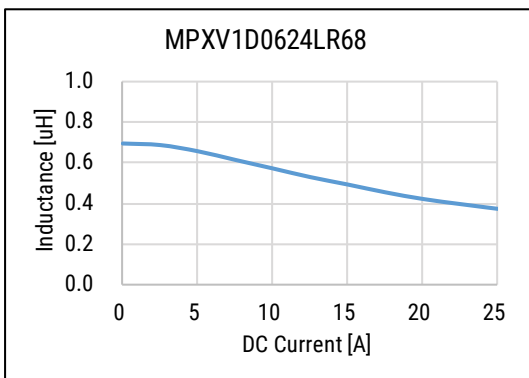
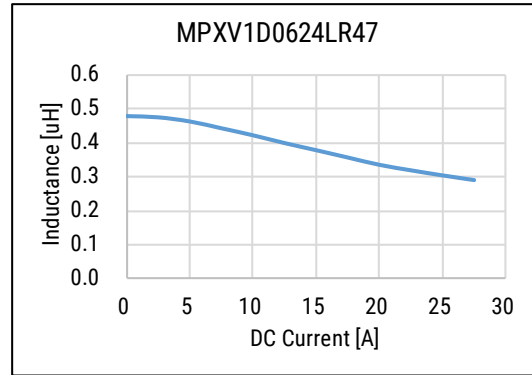
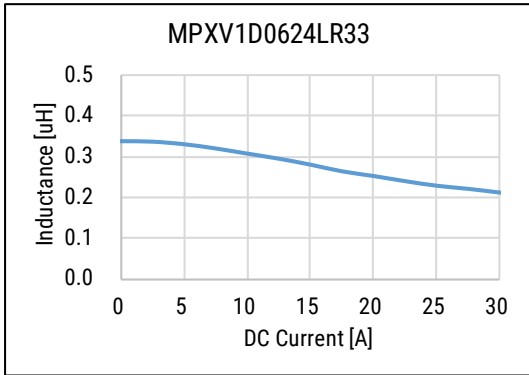
DC-Superposed Characteristics cont.



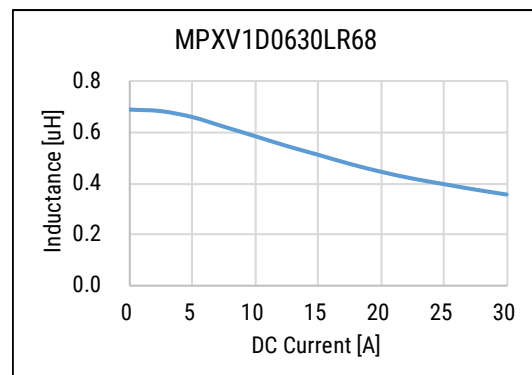
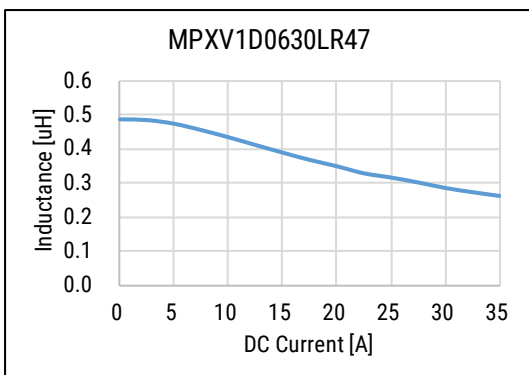
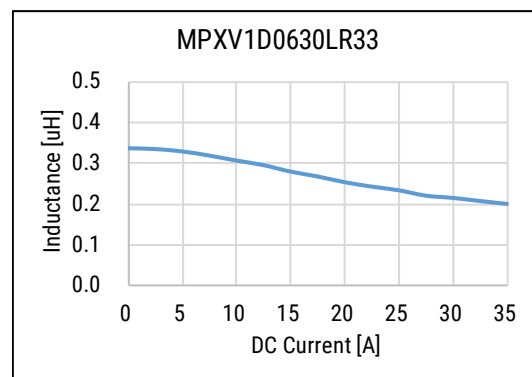
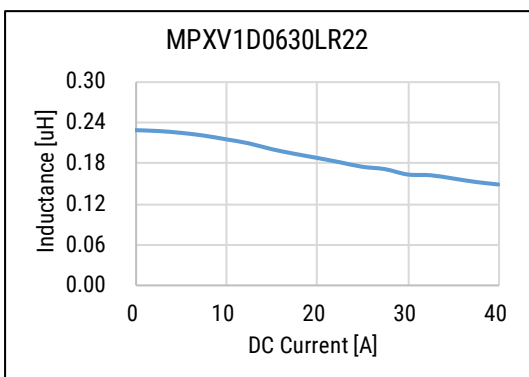
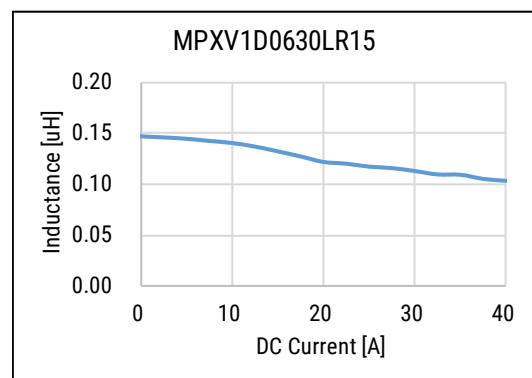
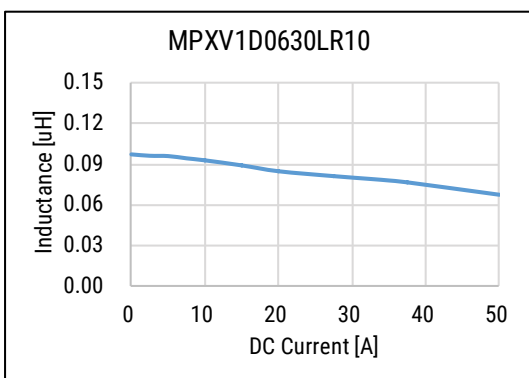
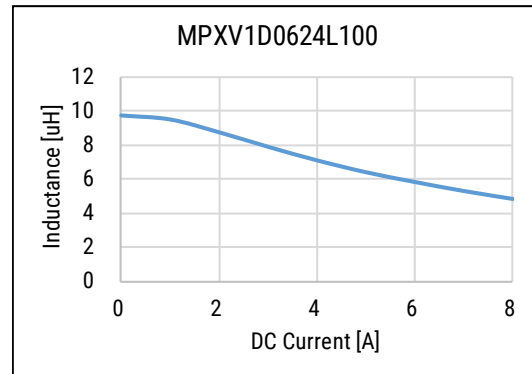
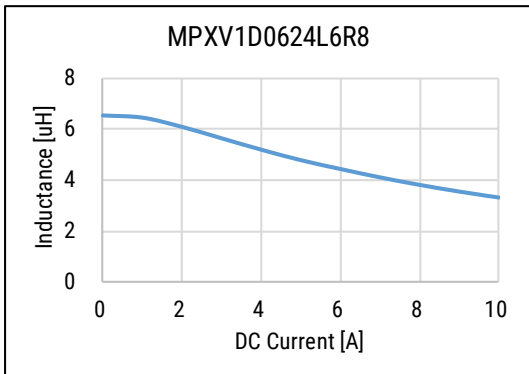
DC-Superposed Characteristics cont.



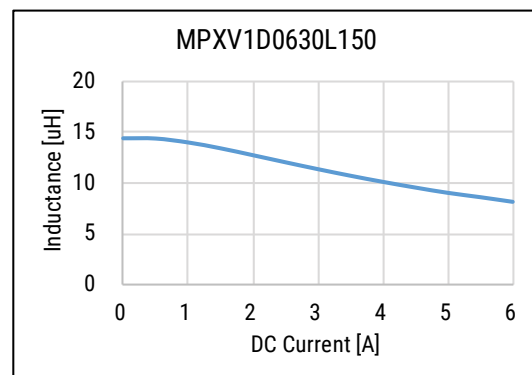
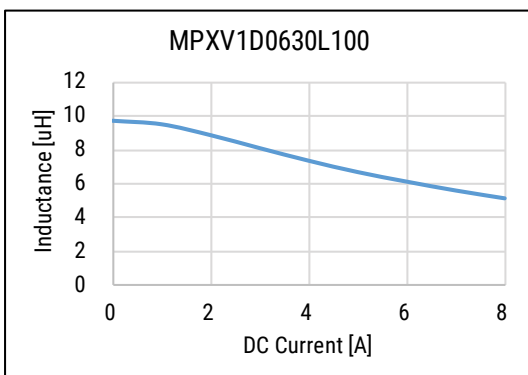
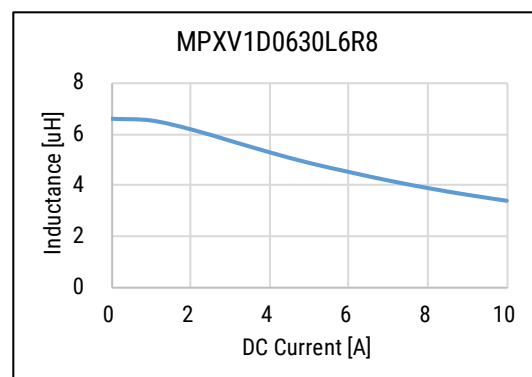
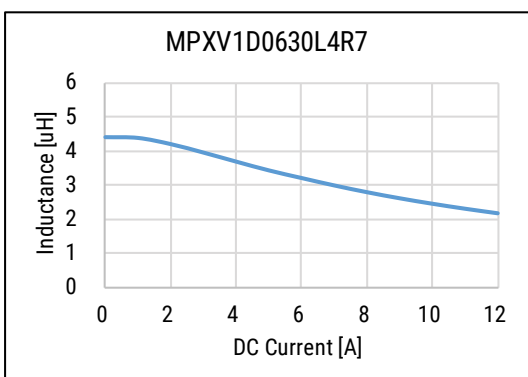
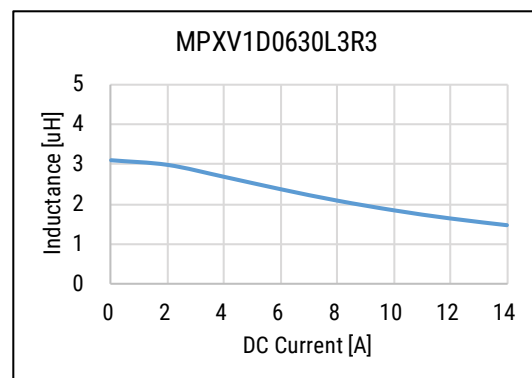
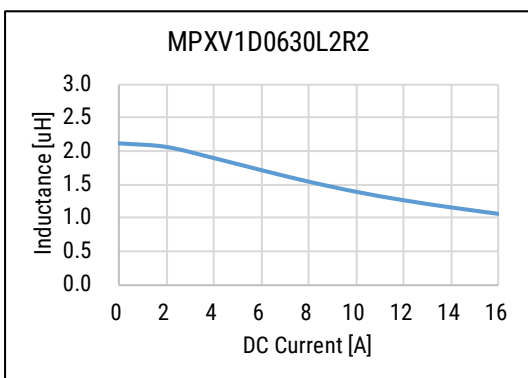
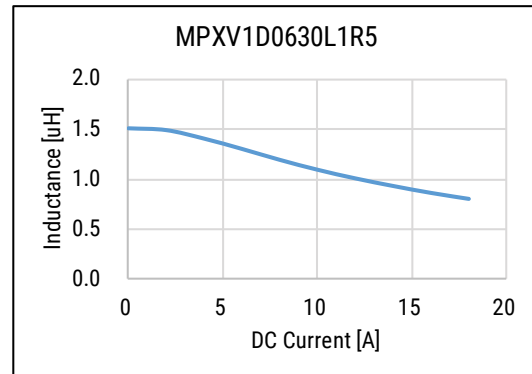
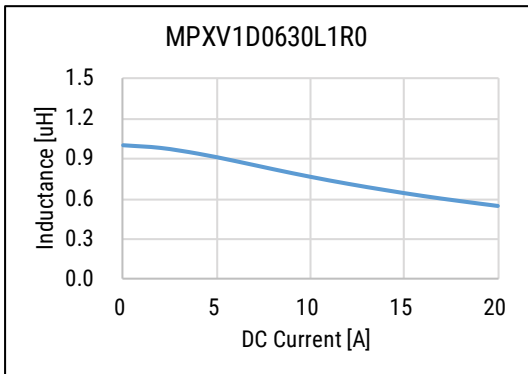
DC-Superposed Characteristics cont.



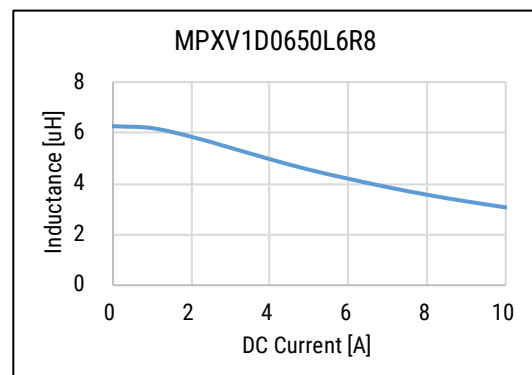
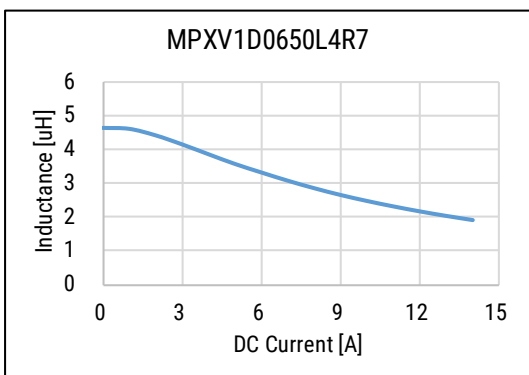
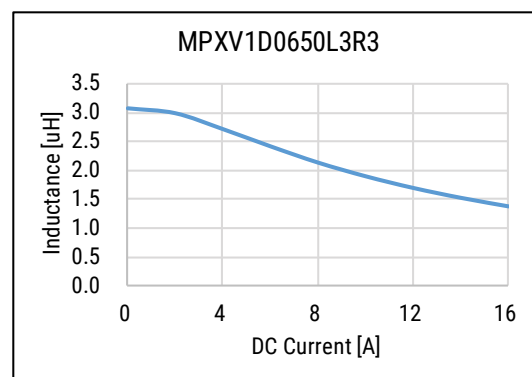
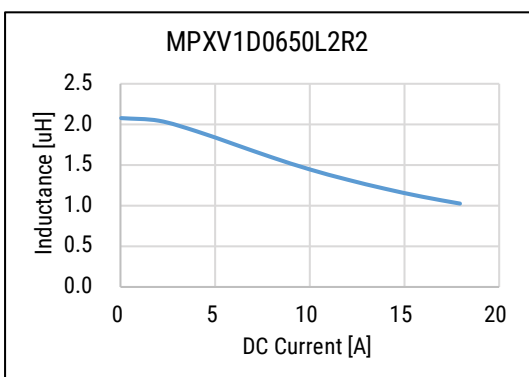
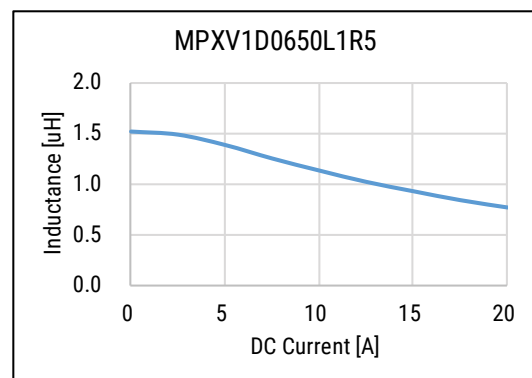
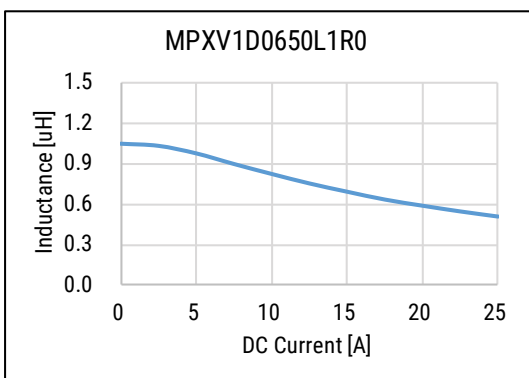
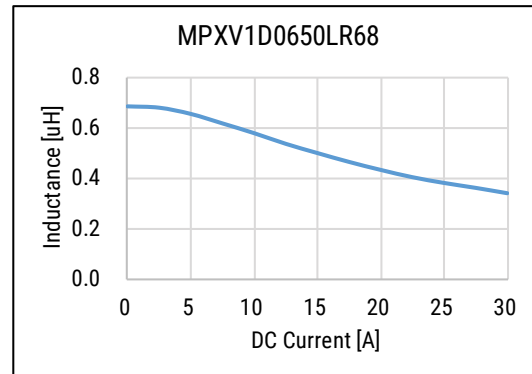
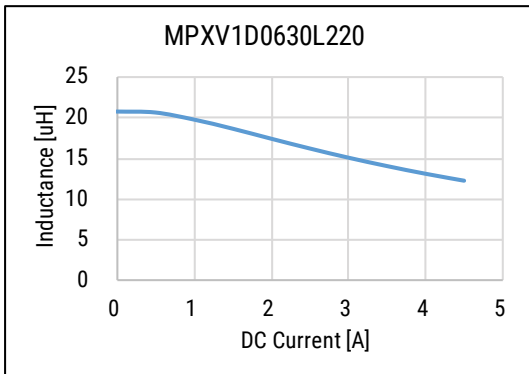
DC-Superposed Characteristics cont.



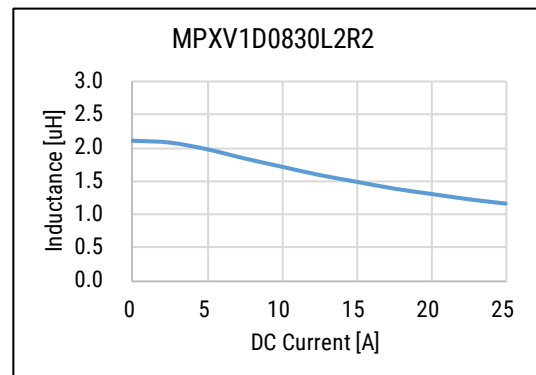
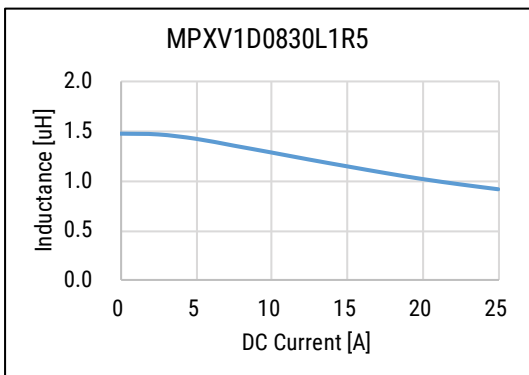
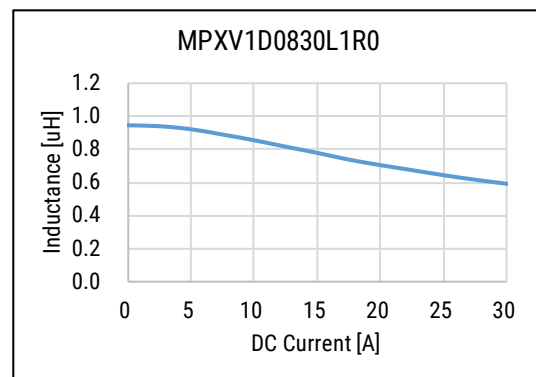
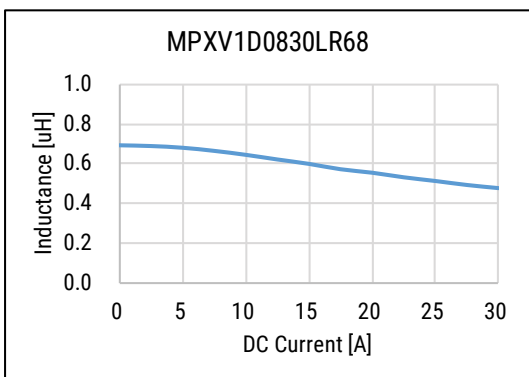
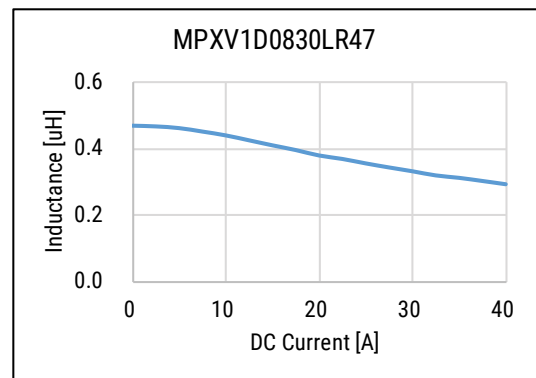
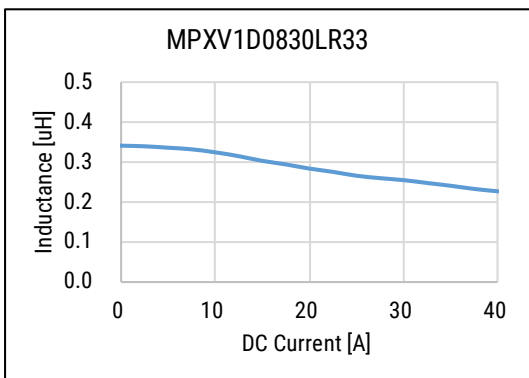
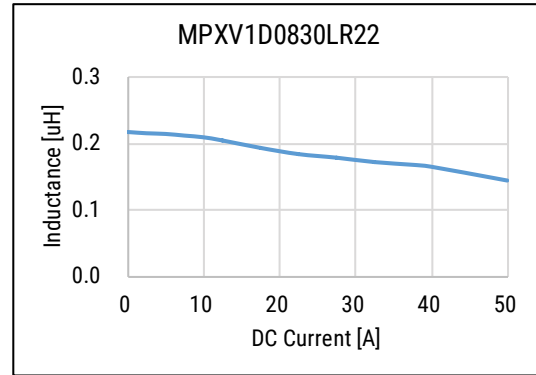
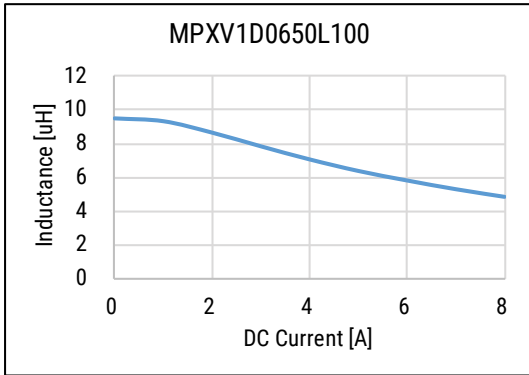
DC-Superposed Characteristics cont.



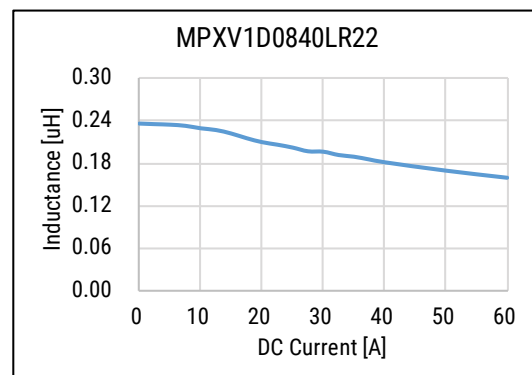
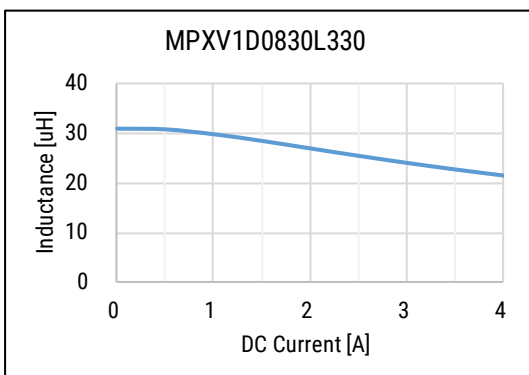
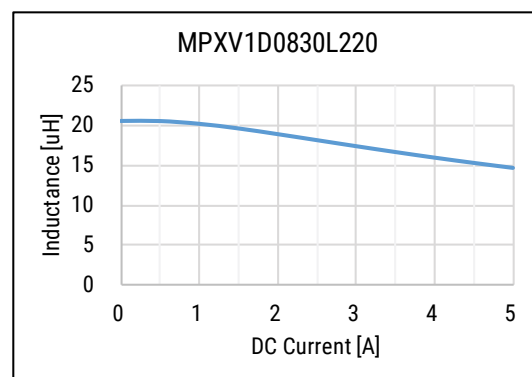
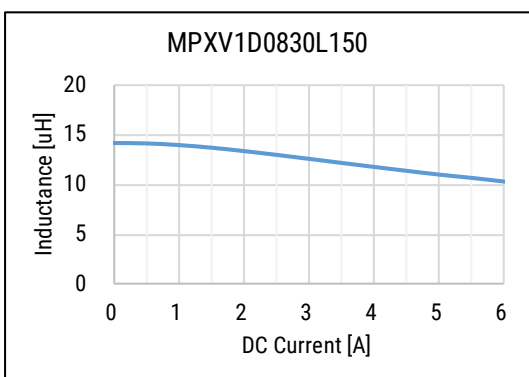
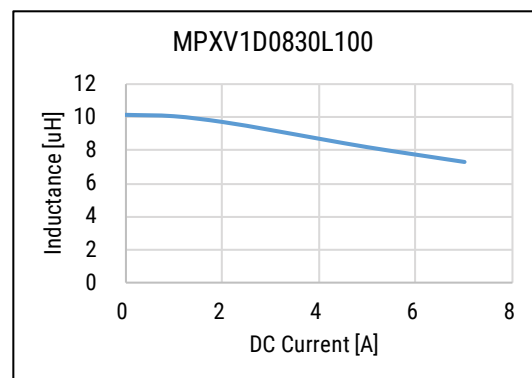
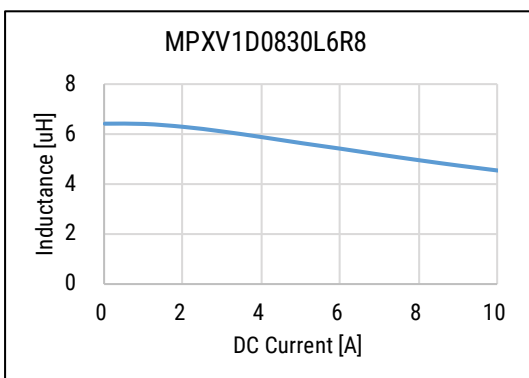
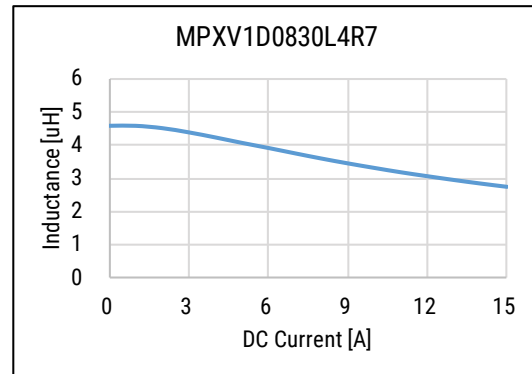
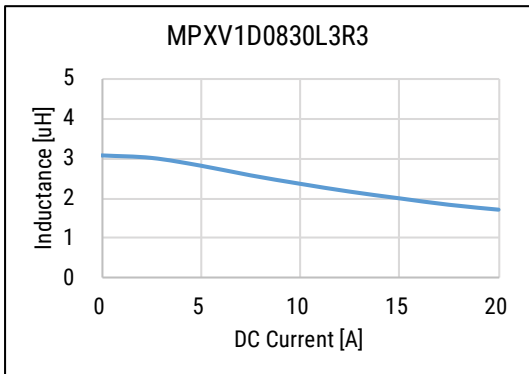
DC-Superposed Characteristics cont.



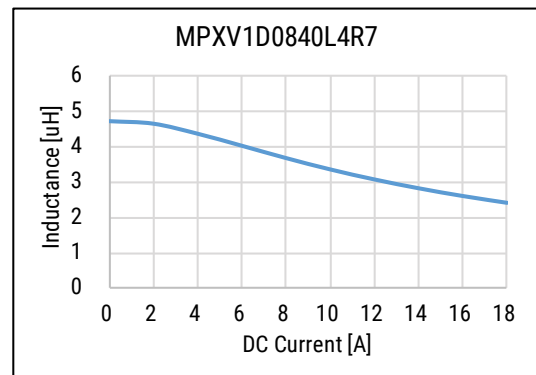
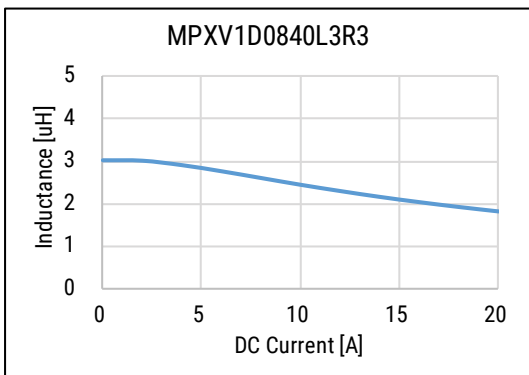
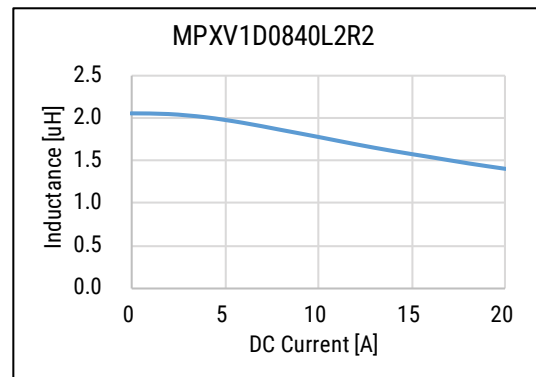
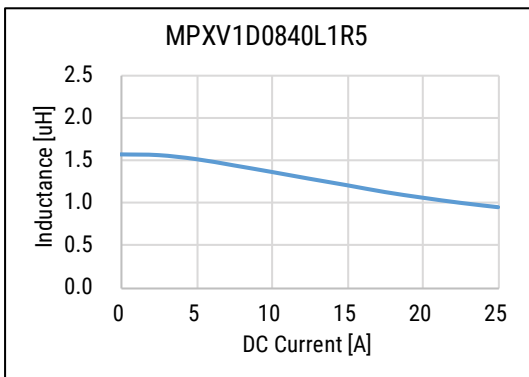
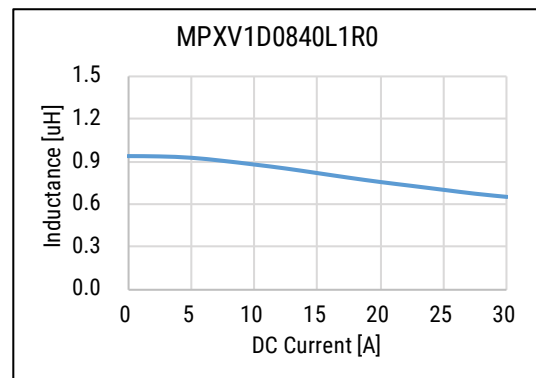
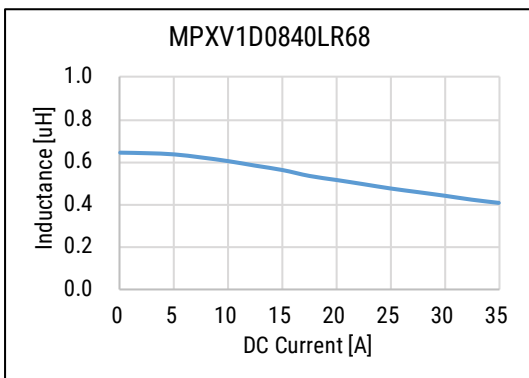
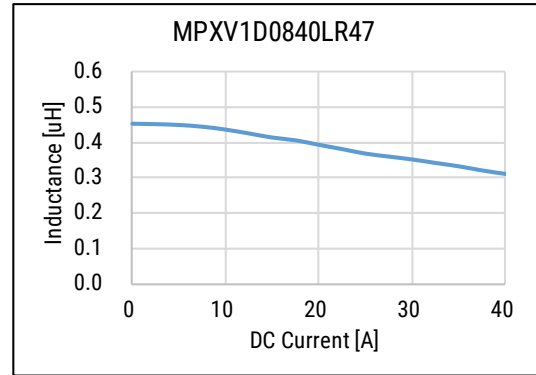
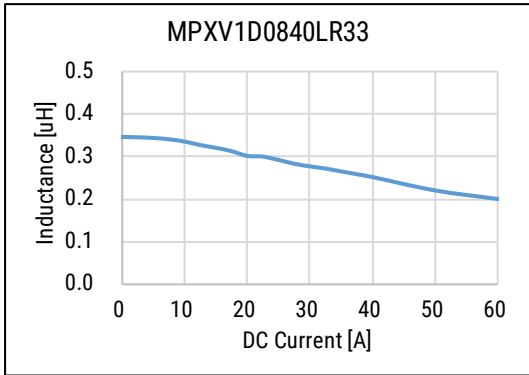
DC-Superposed Characteristics cont.



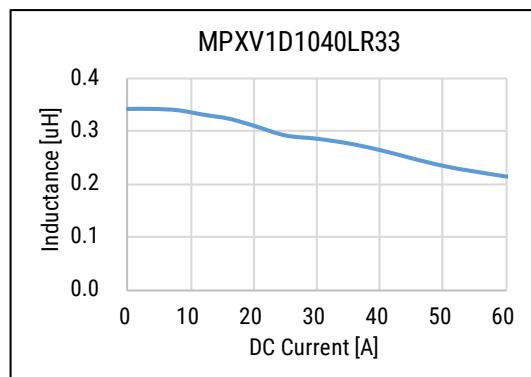
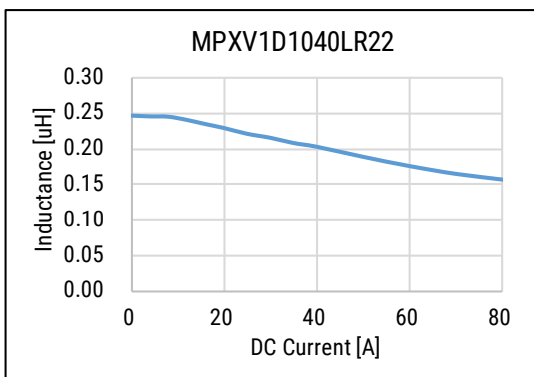
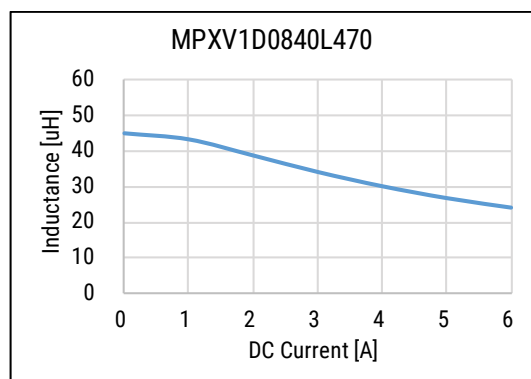
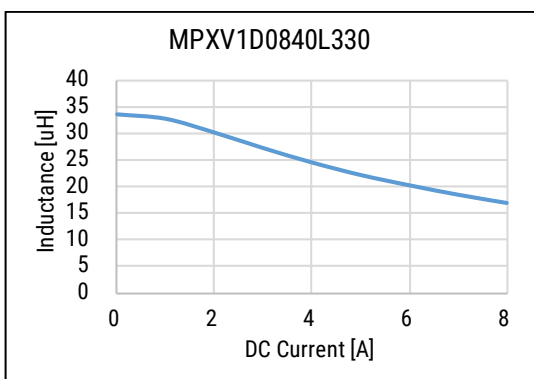
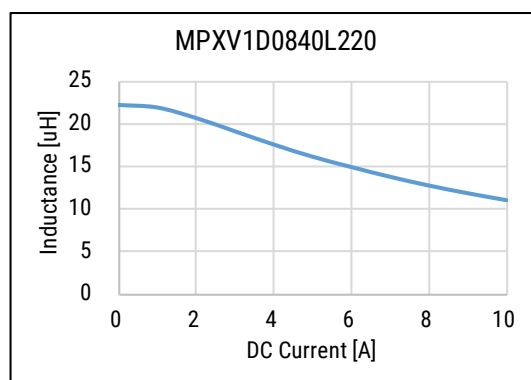
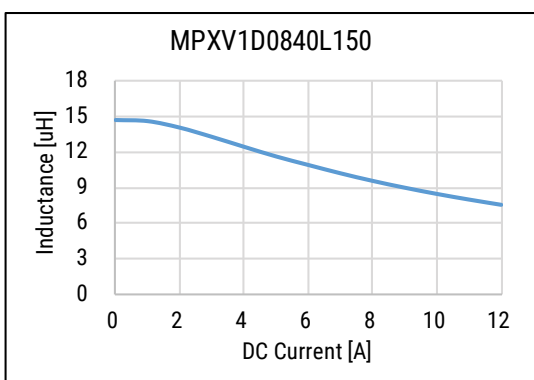
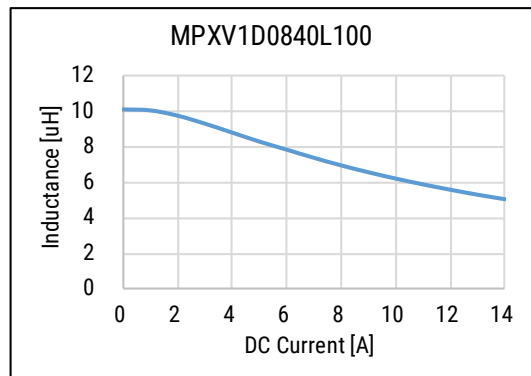
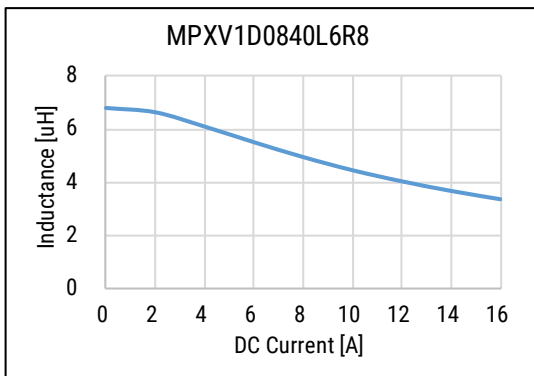
DC-Superposed Characteristics cont.



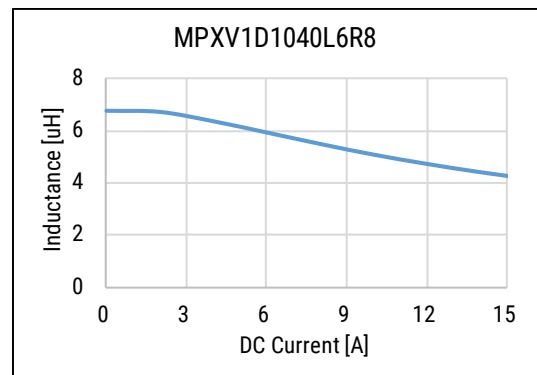
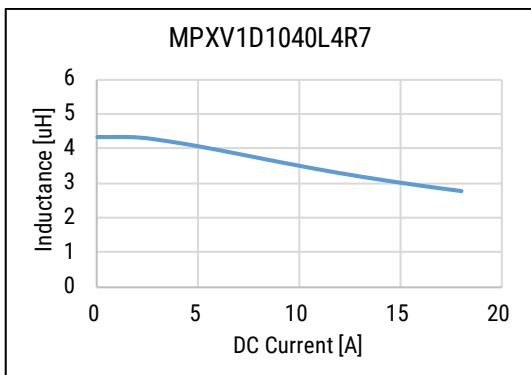
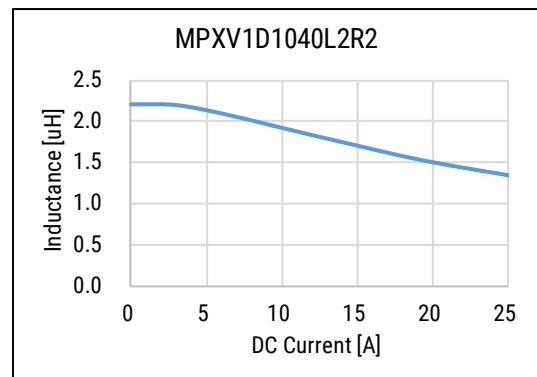
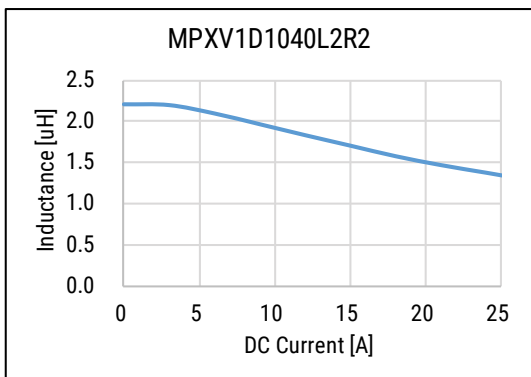
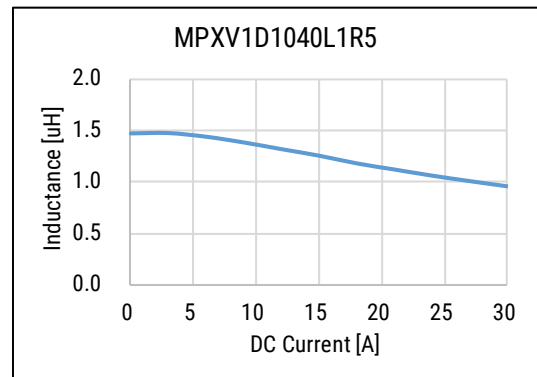
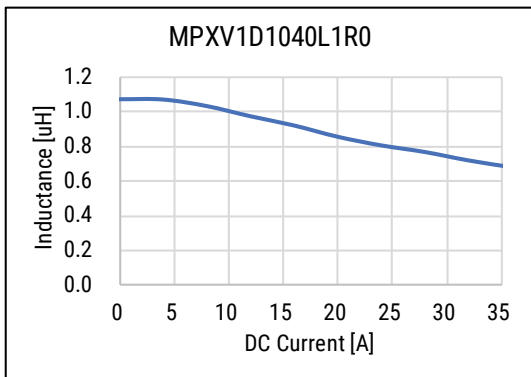
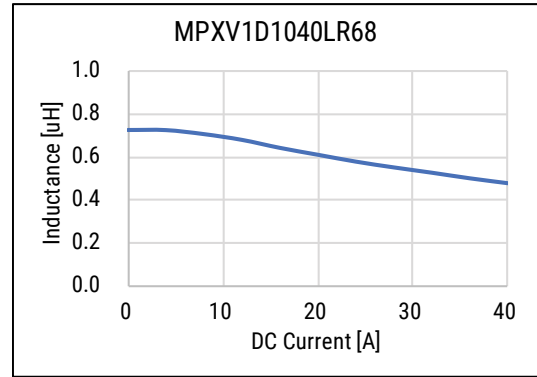
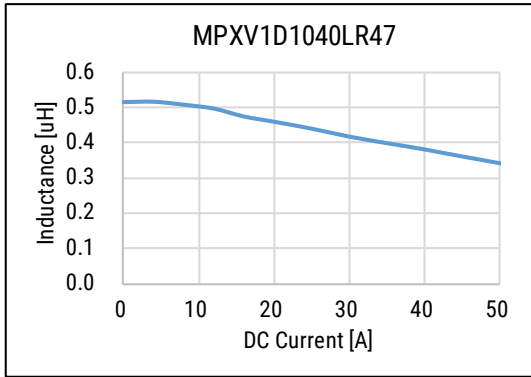
DC-Superposed Characteristics cont.



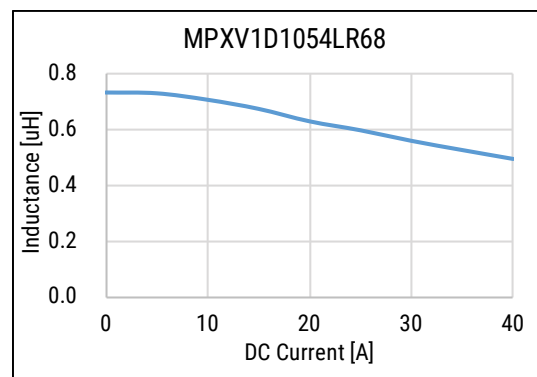
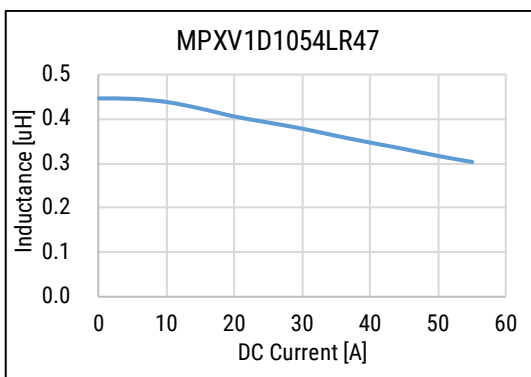
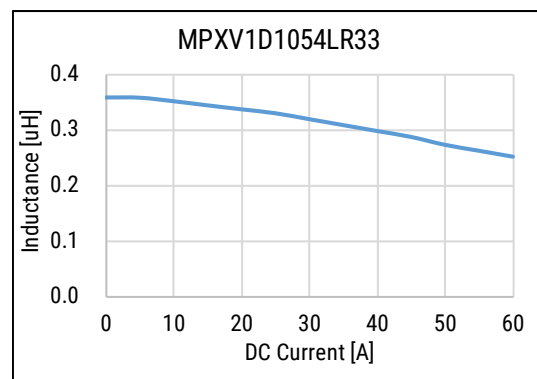
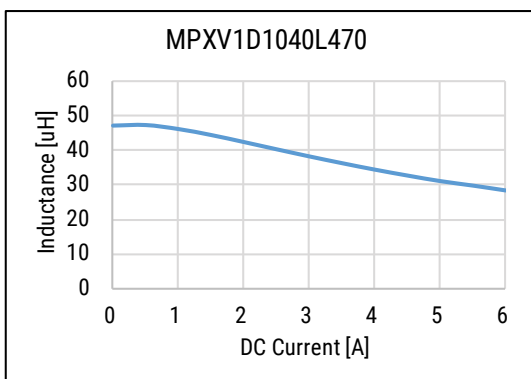
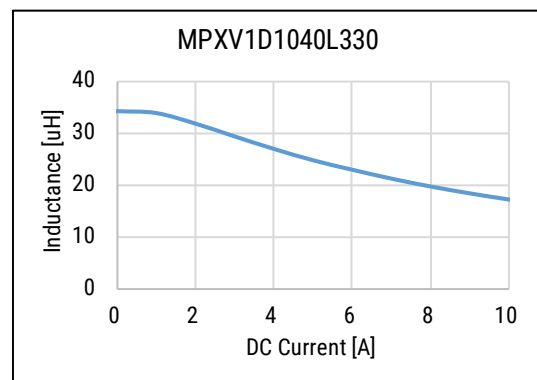
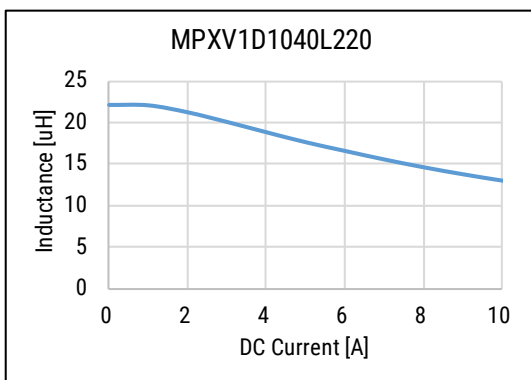
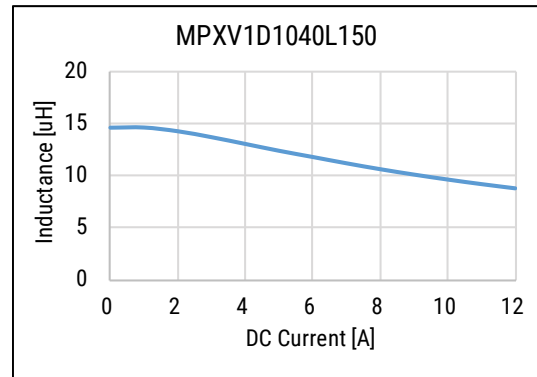
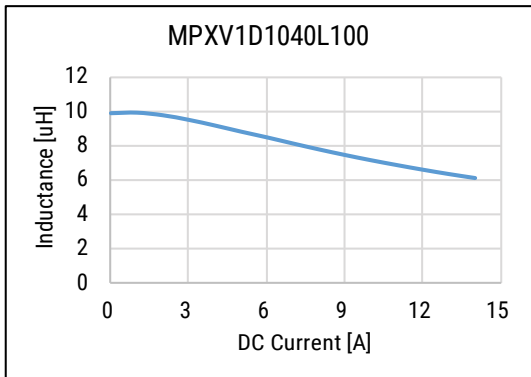
DC-Superposed Characteristics cont.



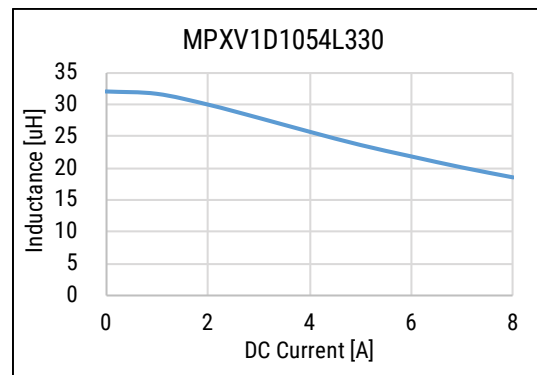
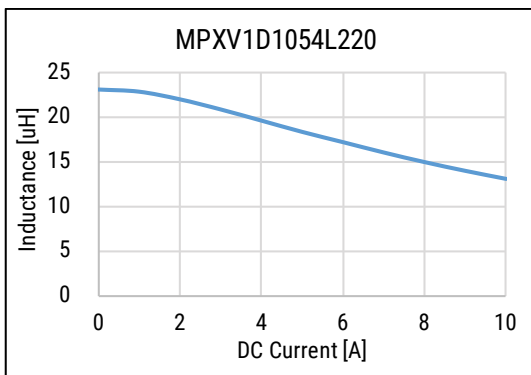
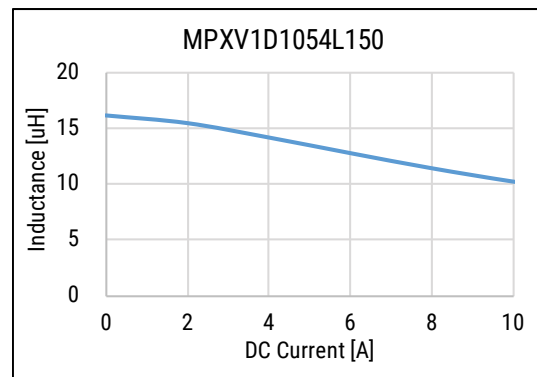
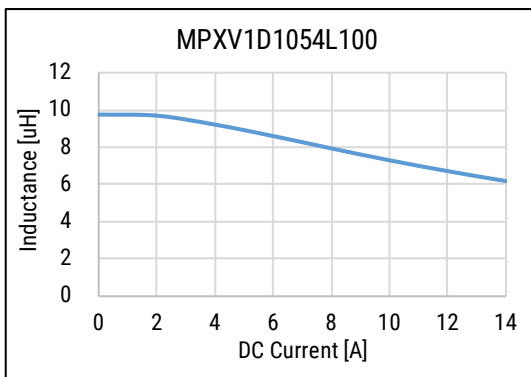
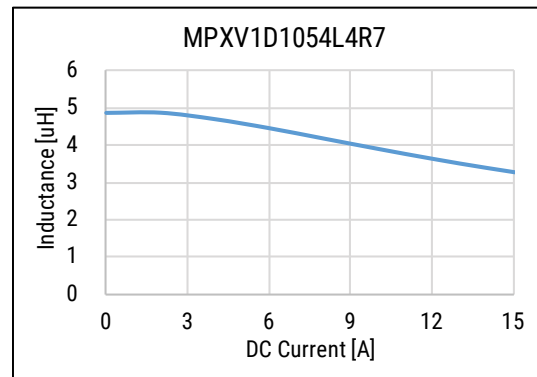
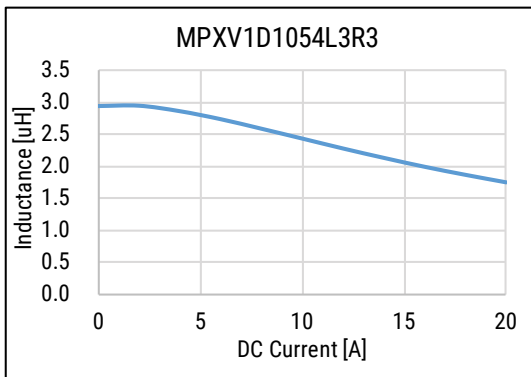
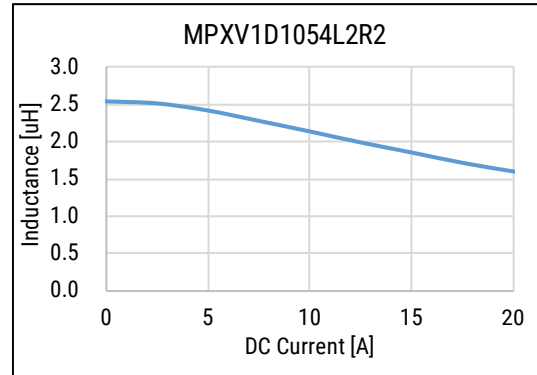
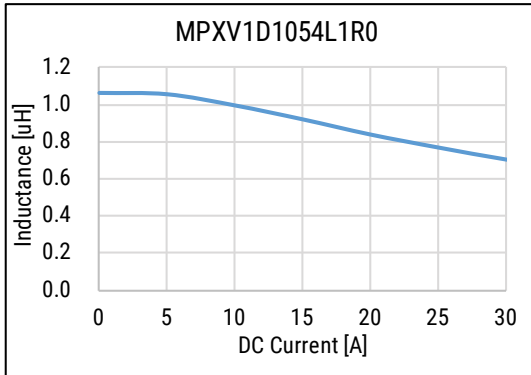
DC-Superposed Characteristics cont.



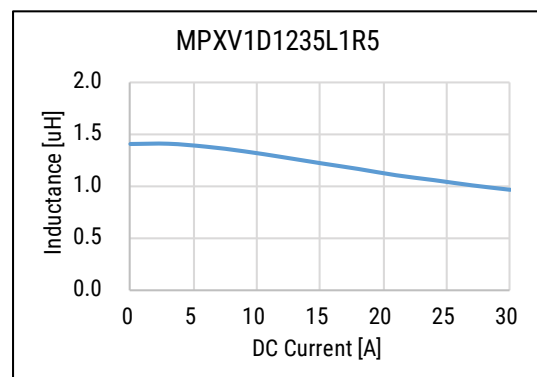
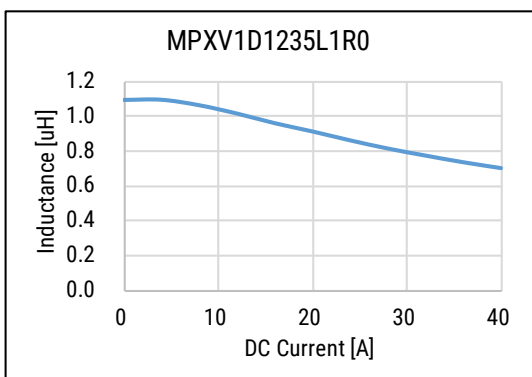
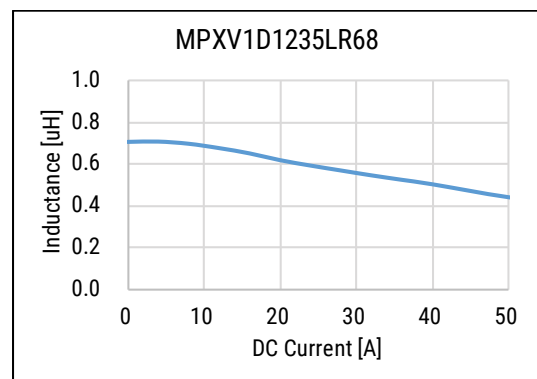
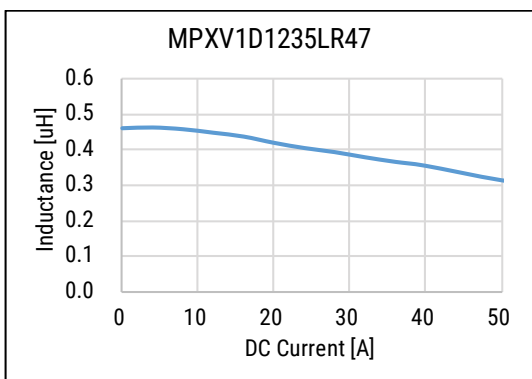
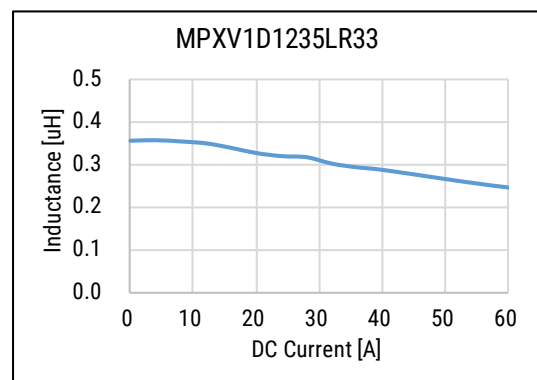
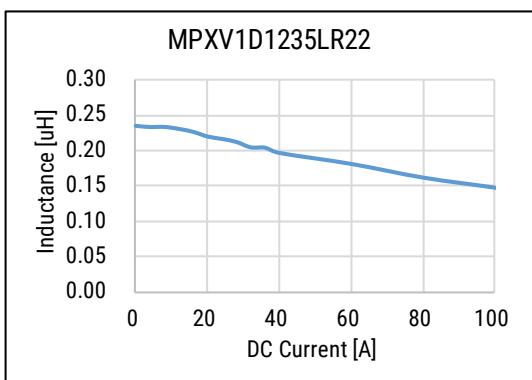
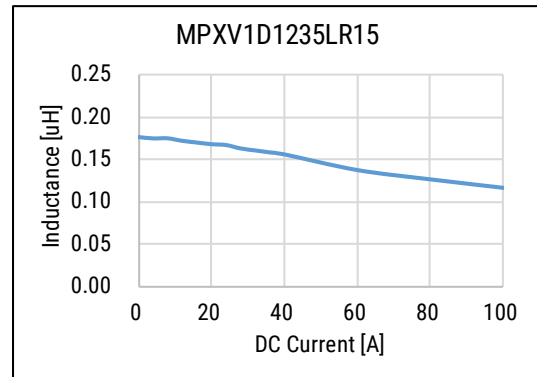
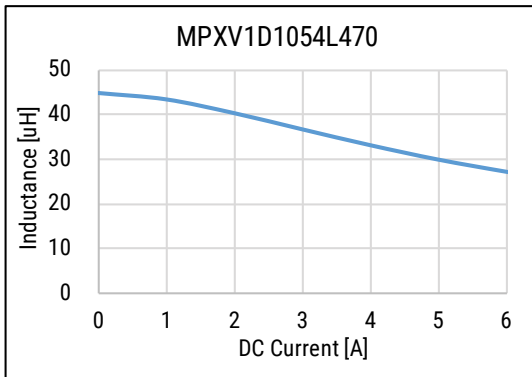
DC-Superposed Characteristics cont.



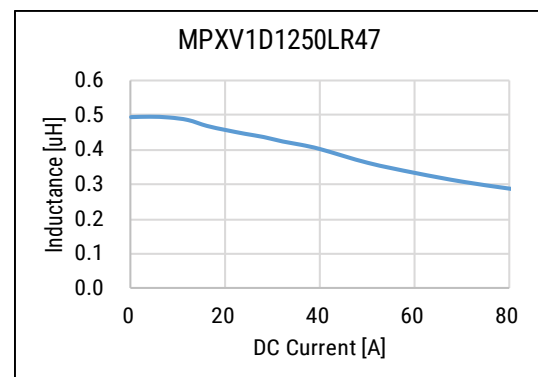
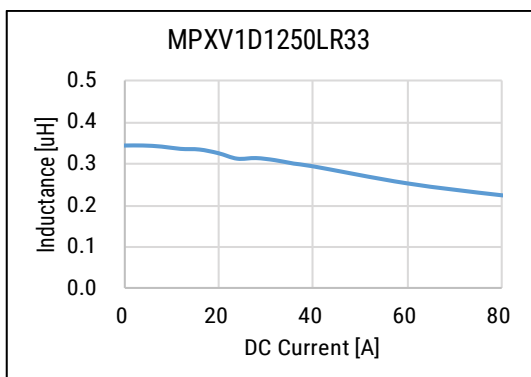
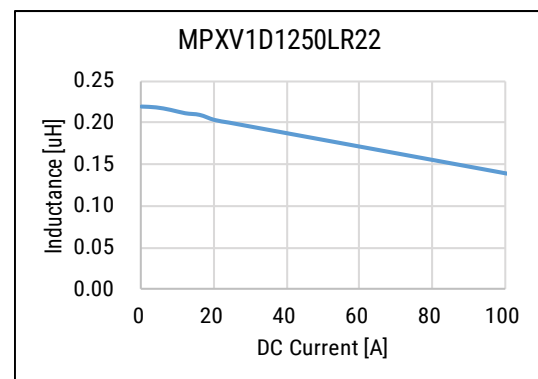
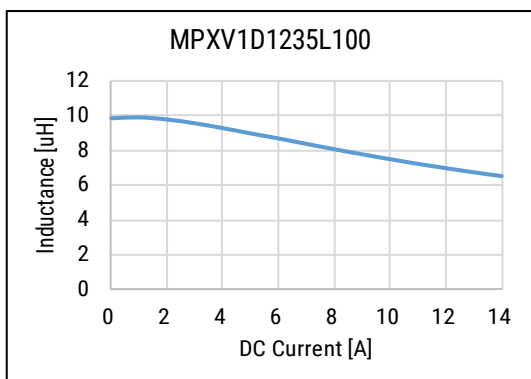
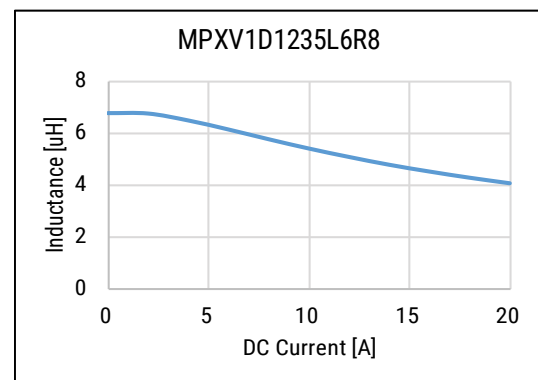
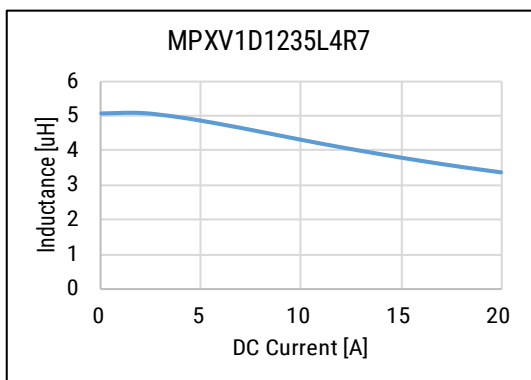
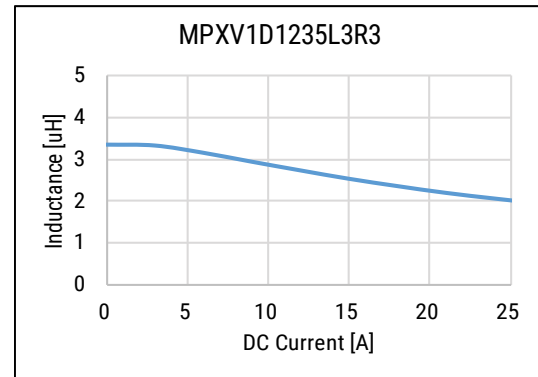
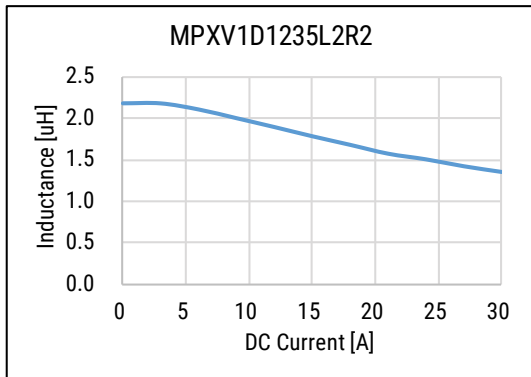
DC-Superposed Characteristics cont.



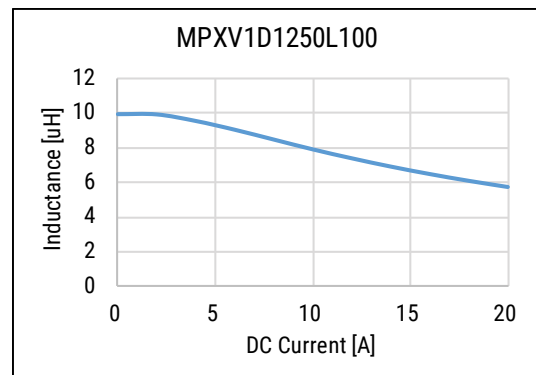
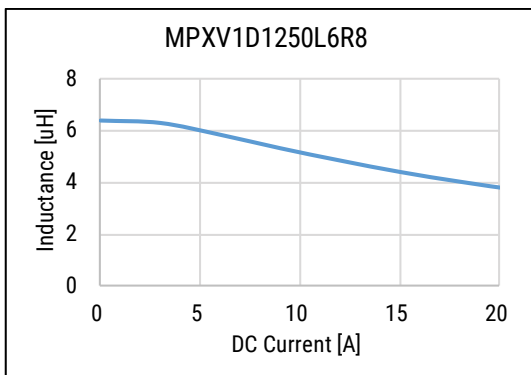
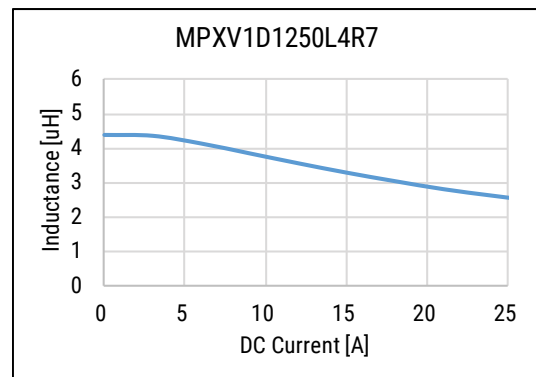
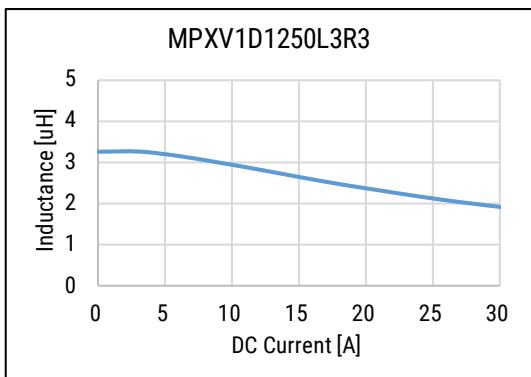
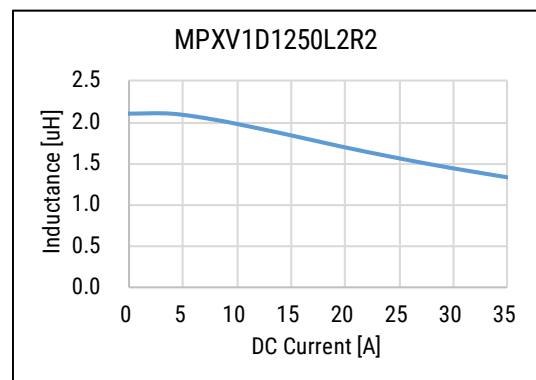
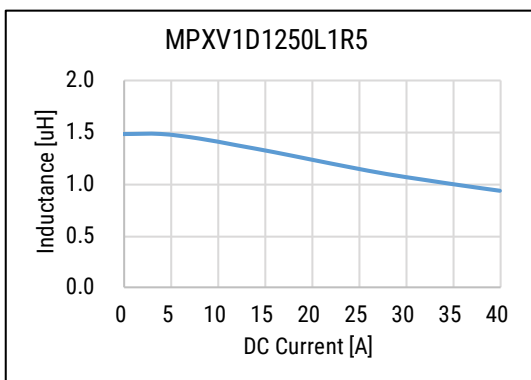
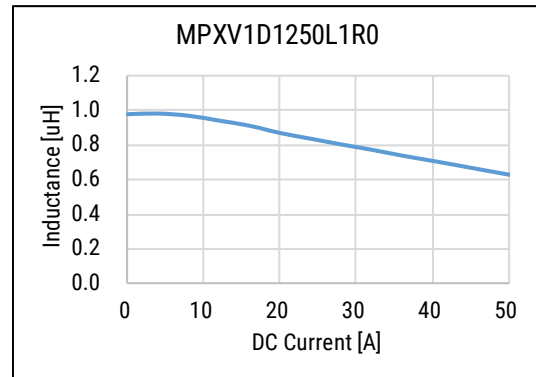
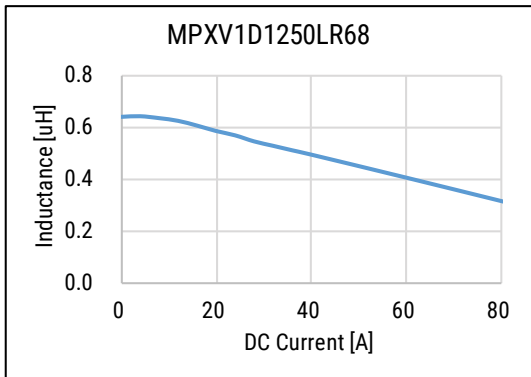
DC-Superposed Characteristics cont.



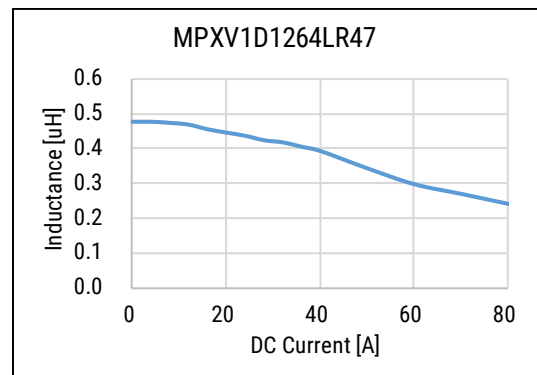
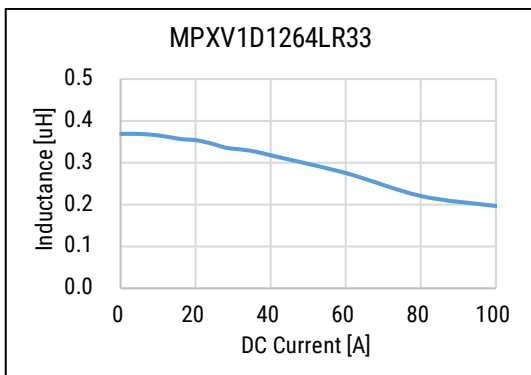
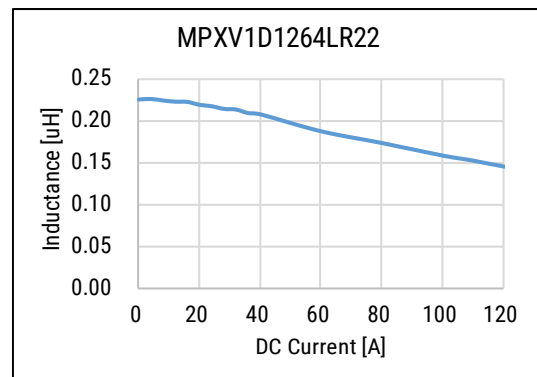
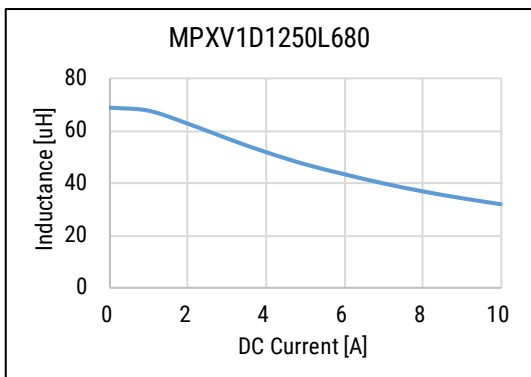
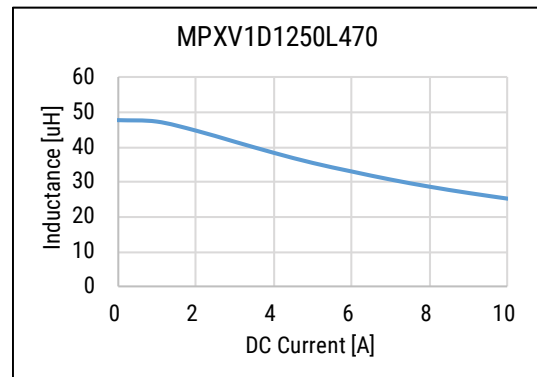
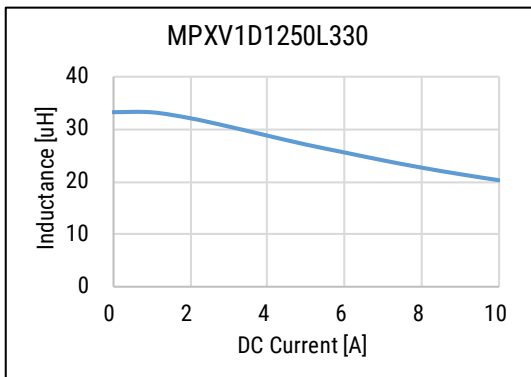
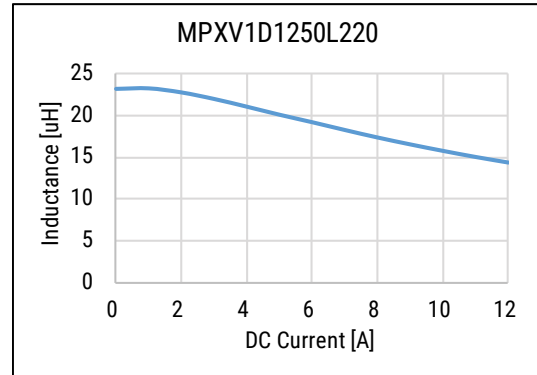
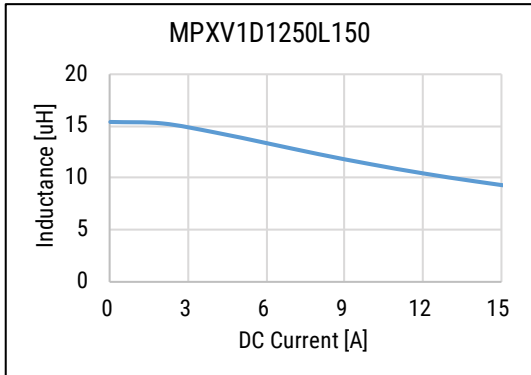
DC-Superposed Characteristics cont.



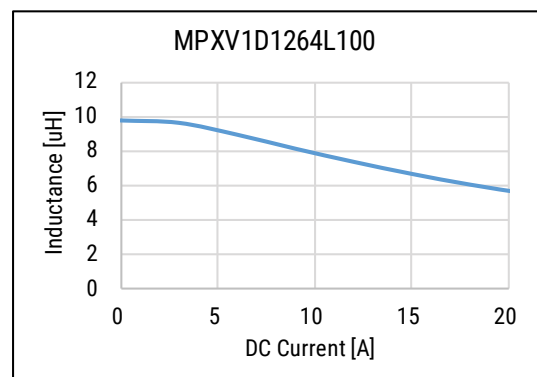
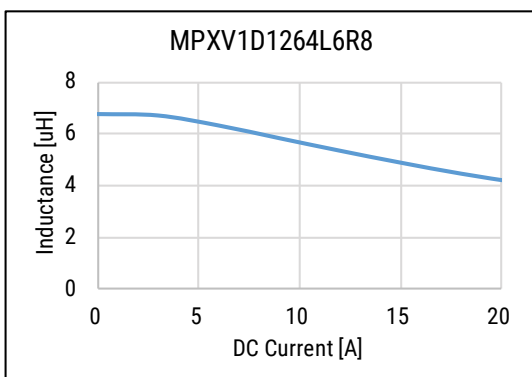
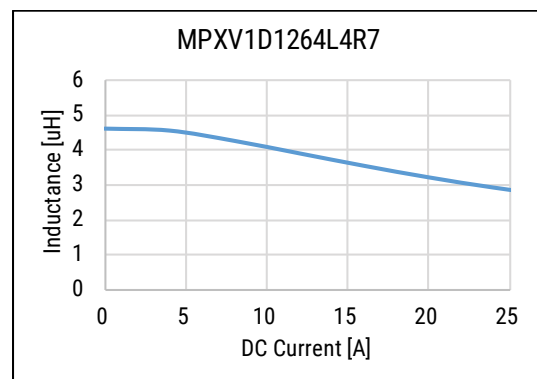
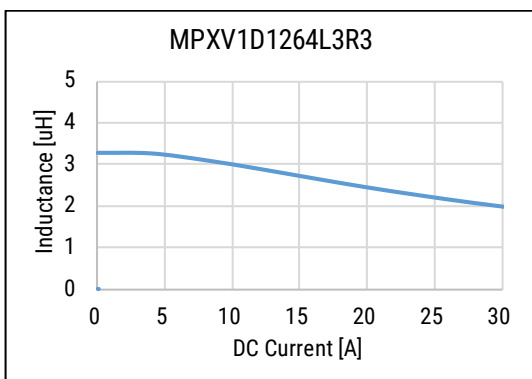
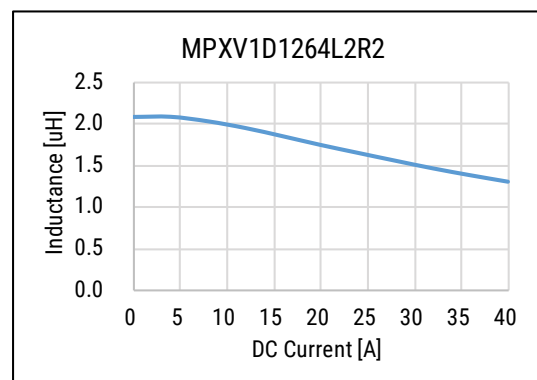
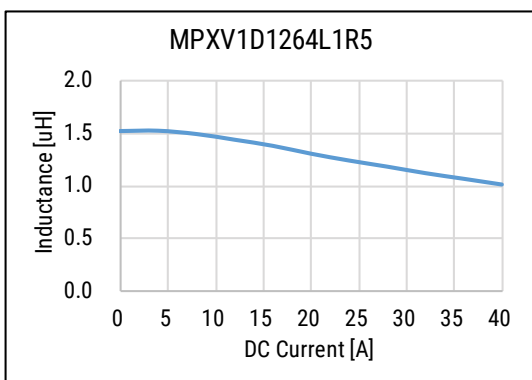
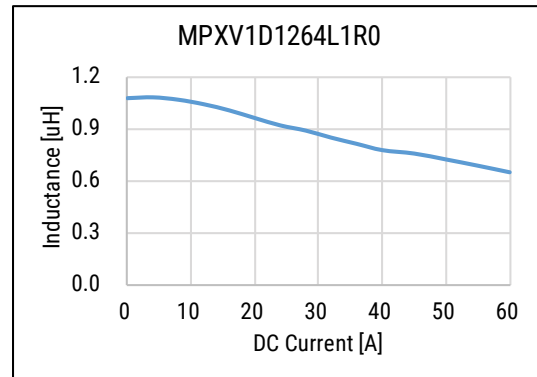
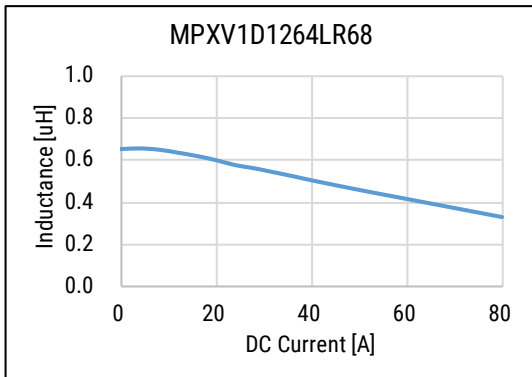
DC-Superposed Characteristics cont.



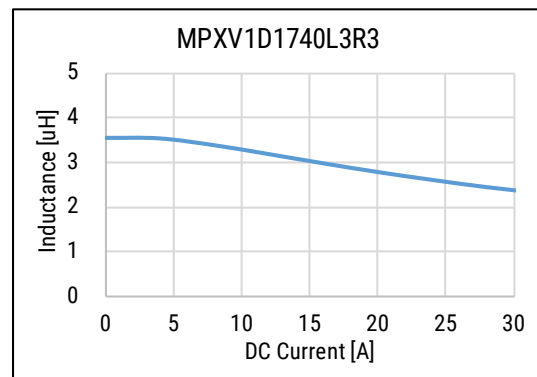
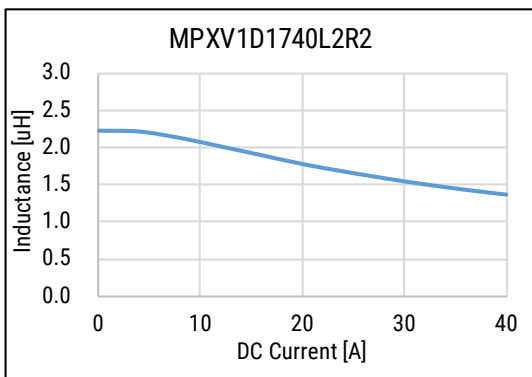
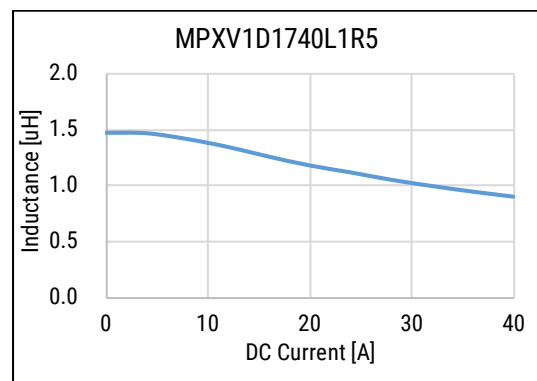
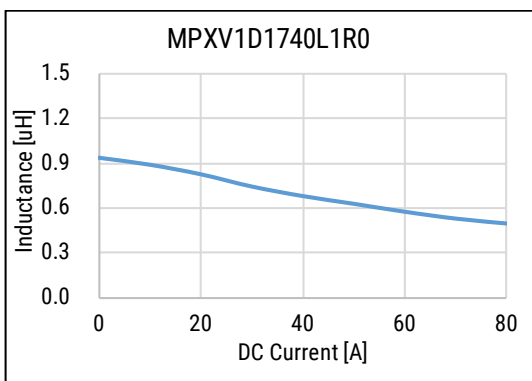
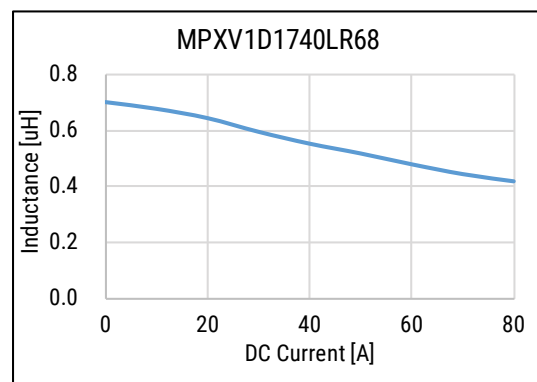
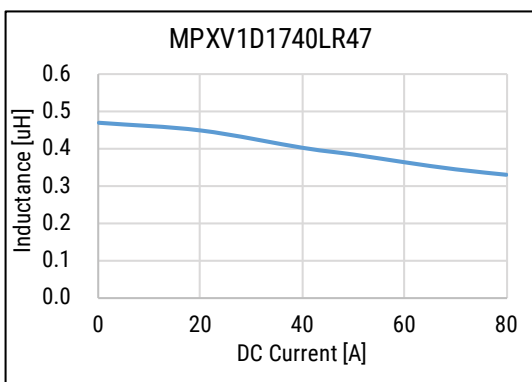
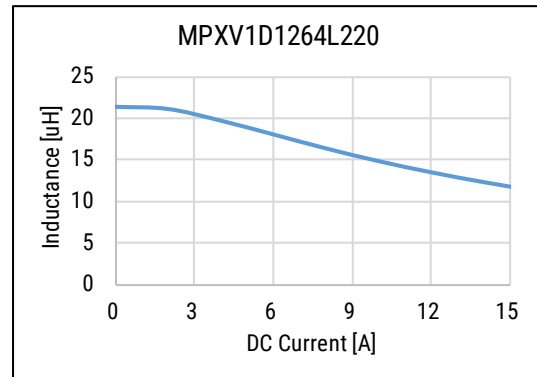
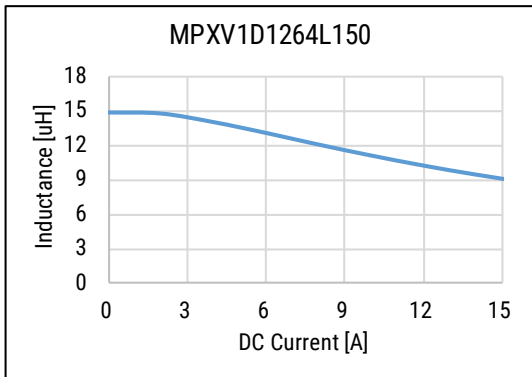
DC-Superposed Characteristics cont.



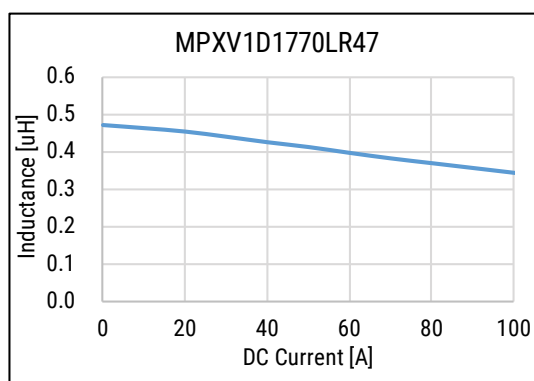
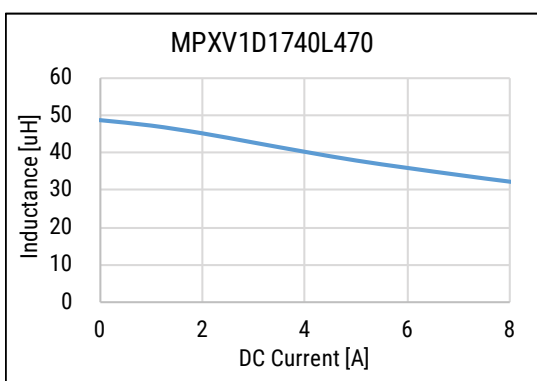
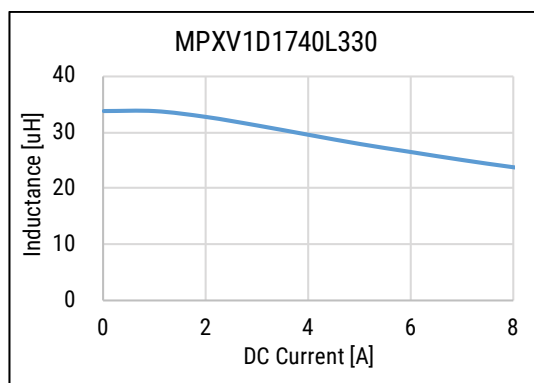
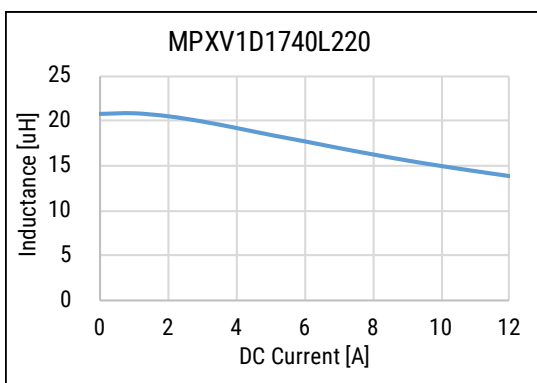
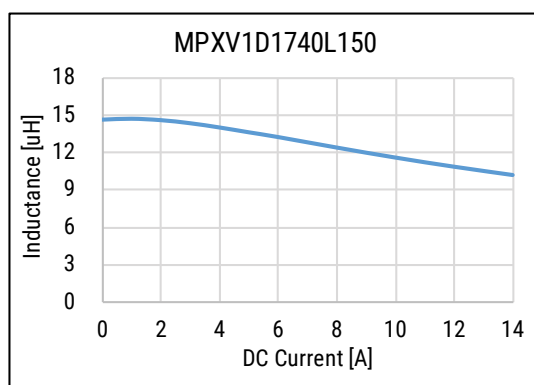
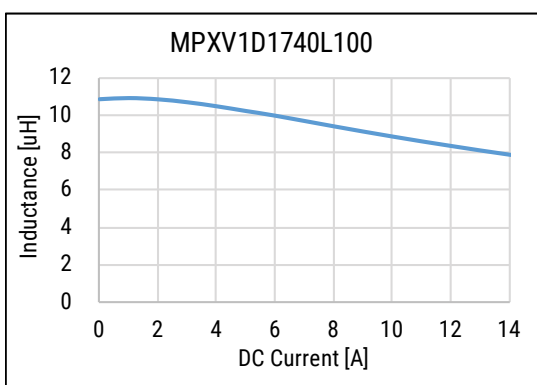
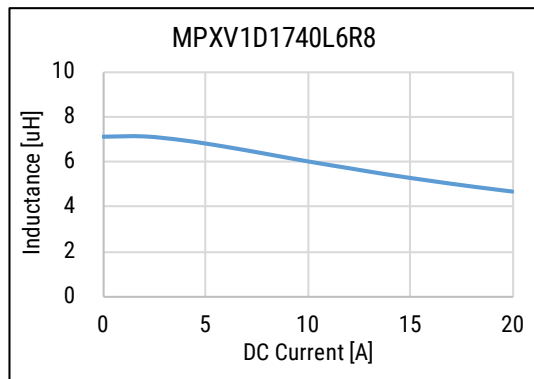
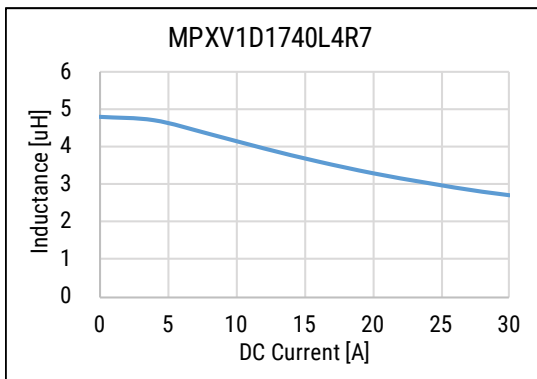
DC-Superposed Characteristics cont.



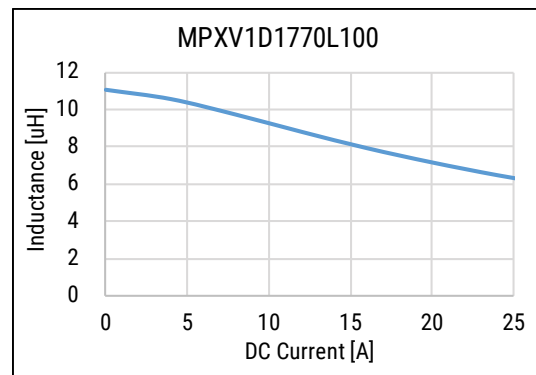
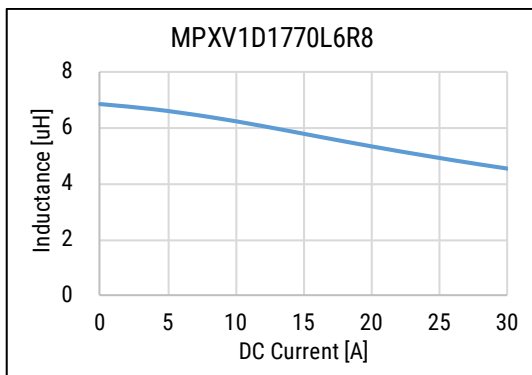
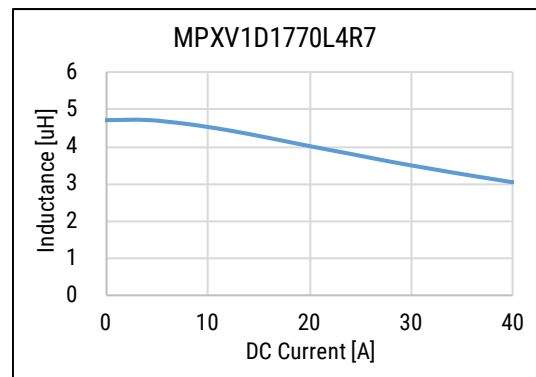
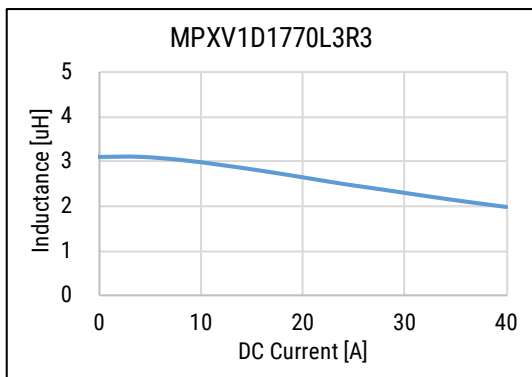
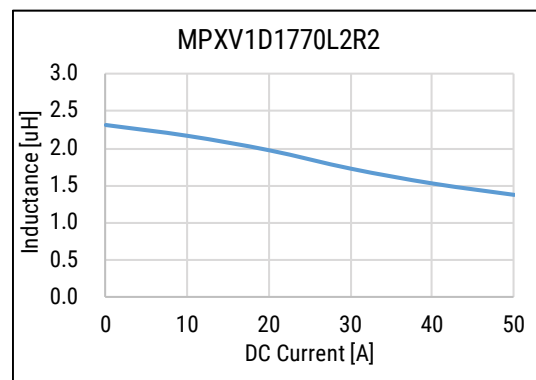
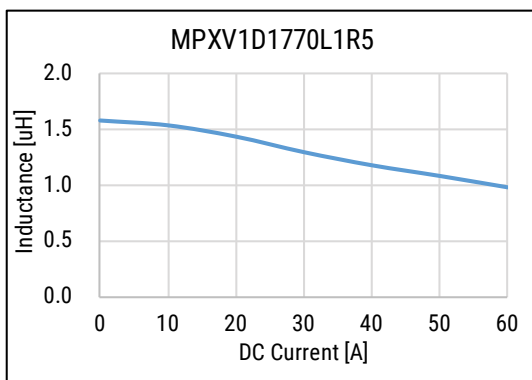
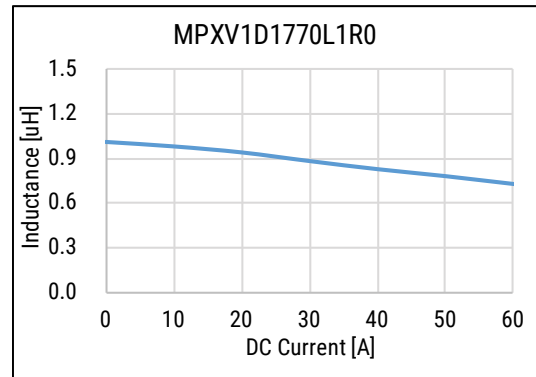
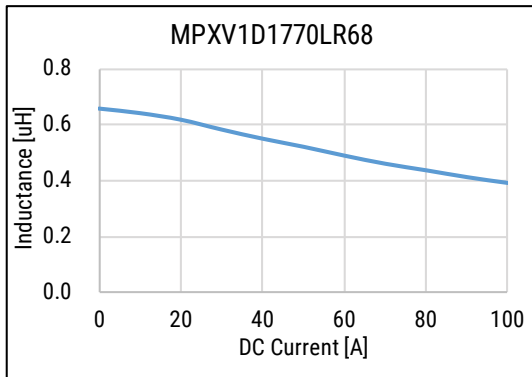
DC-Superposed Characteristics cont.



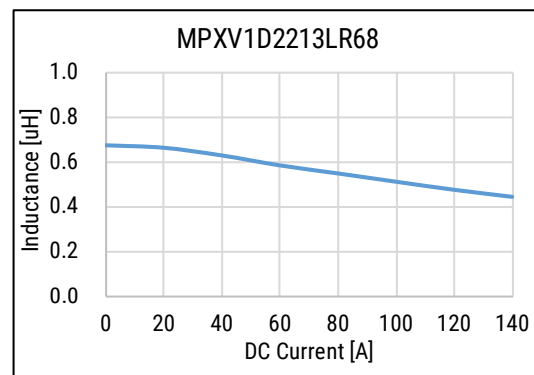
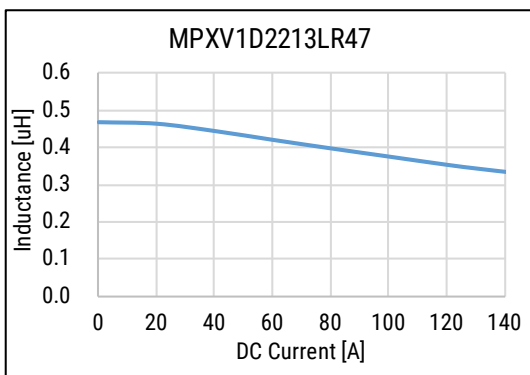
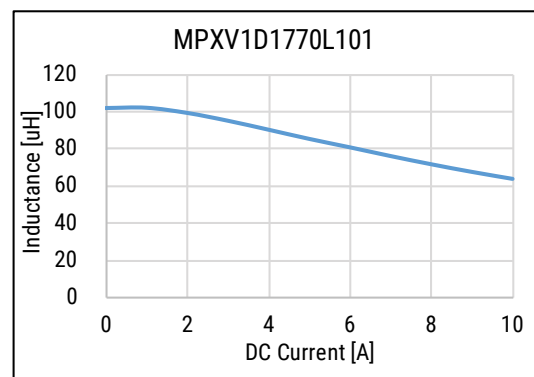
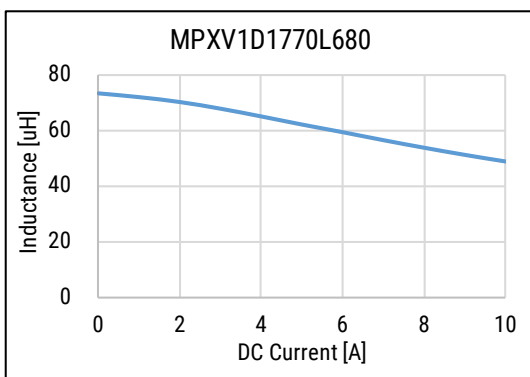
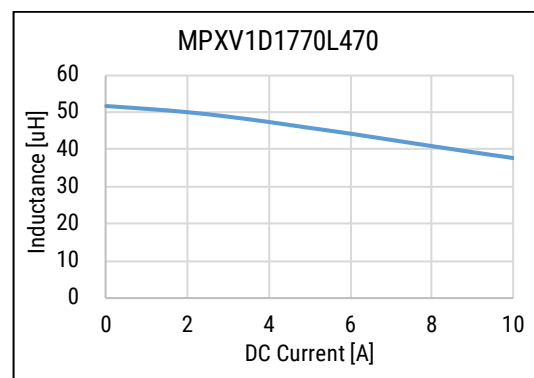
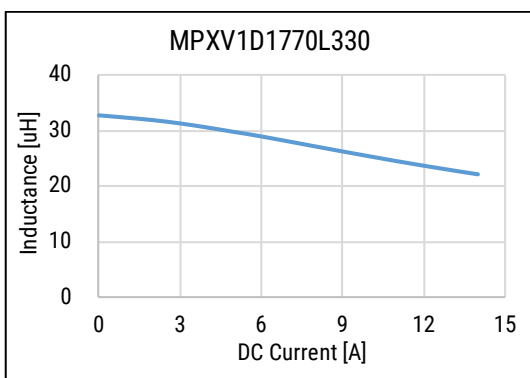
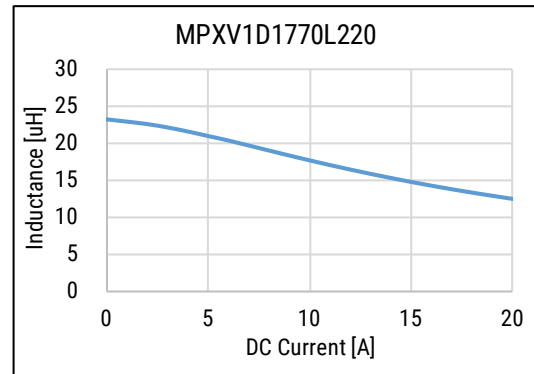
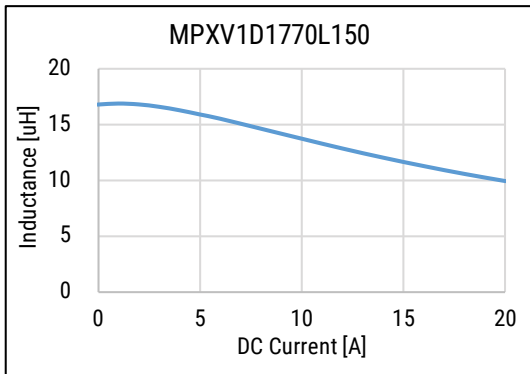
DC-Superposed Characteristics cont.



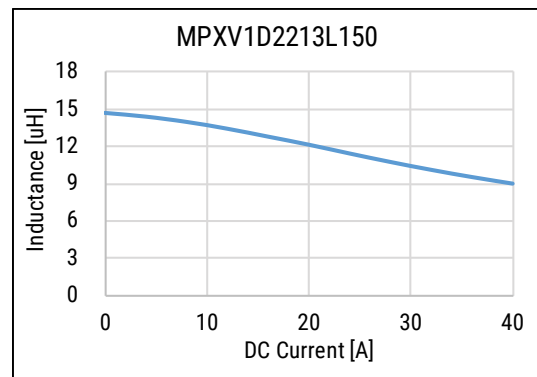
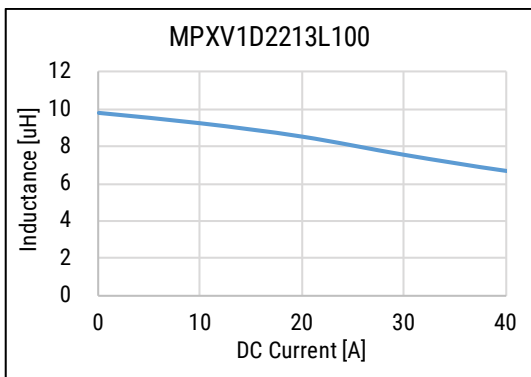
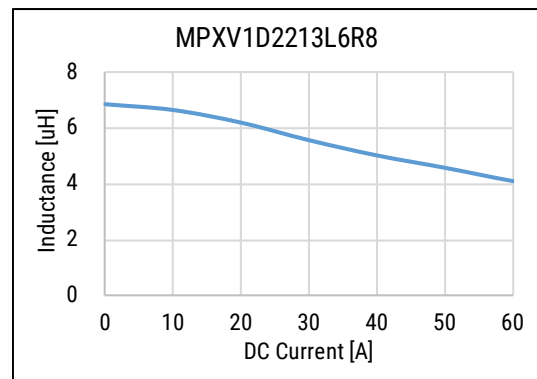
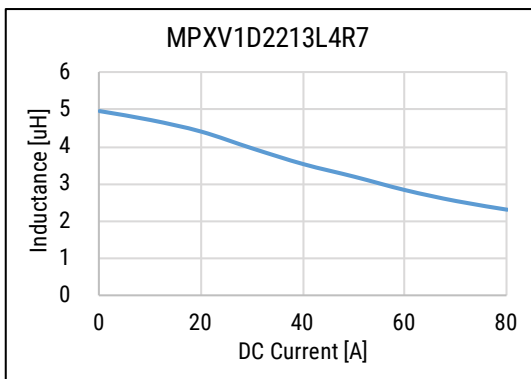
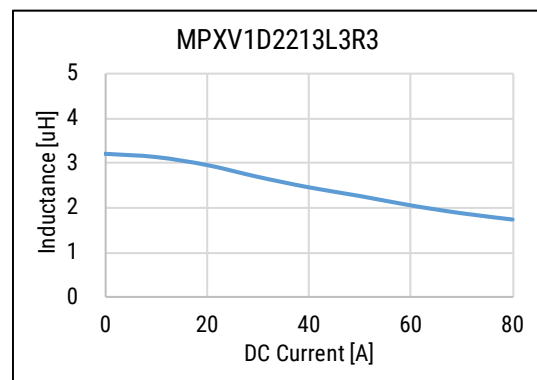
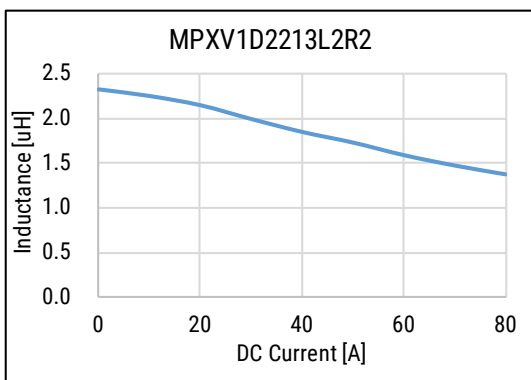
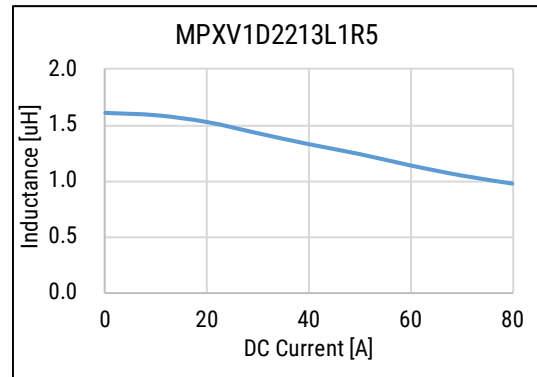
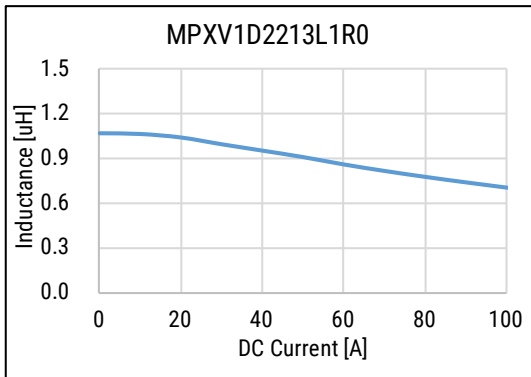
DC-Superposed Characteristics cont.



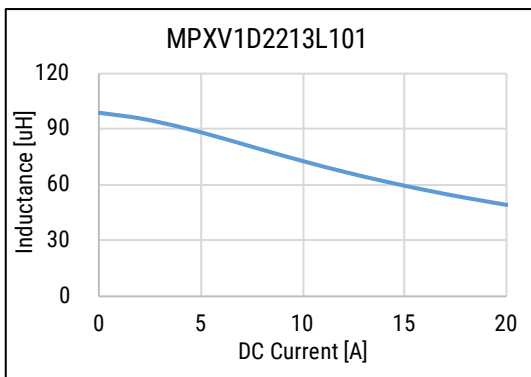
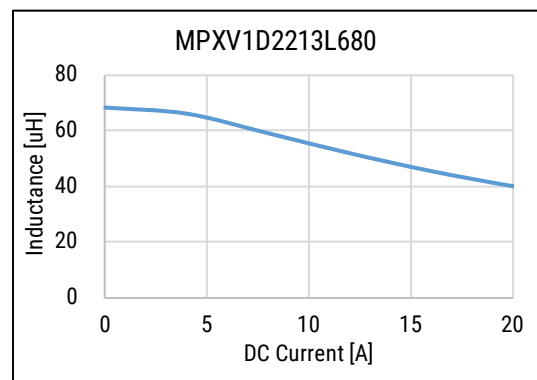
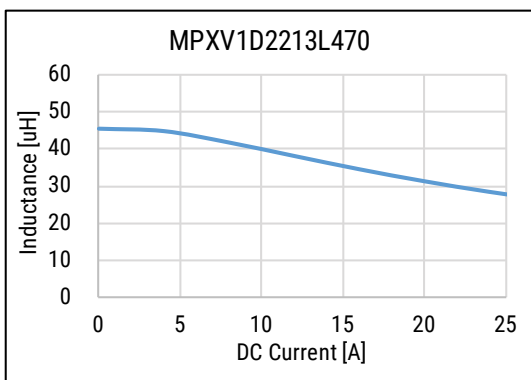
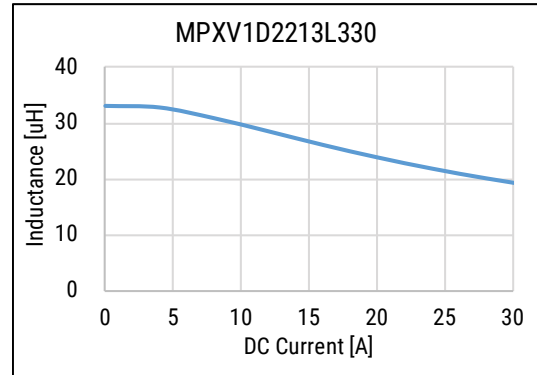
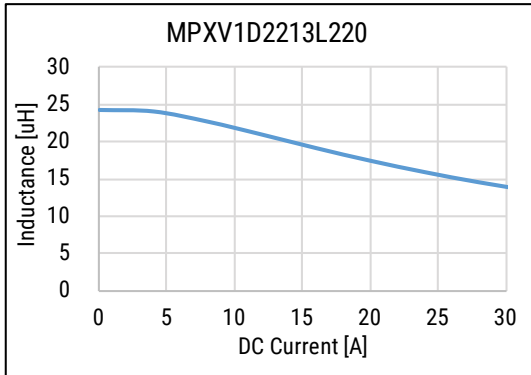
DC-Superposed Characteristics cont.



DC-Superposed Characteristics cont.



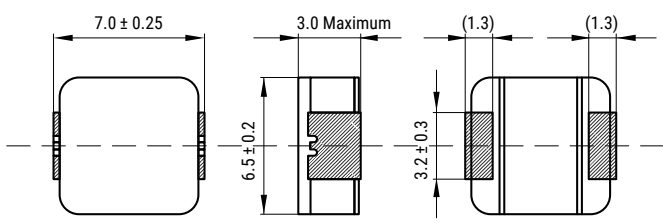
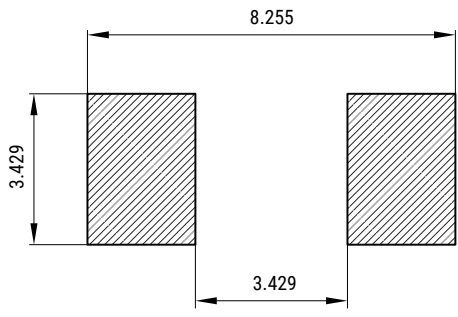
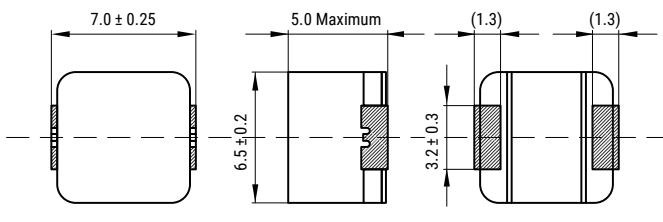
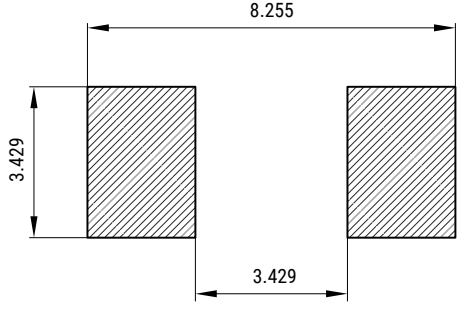
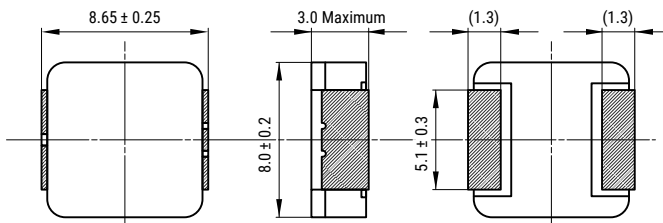
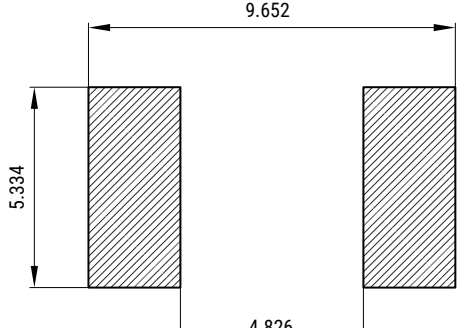
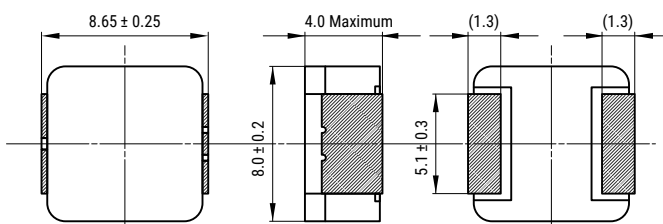
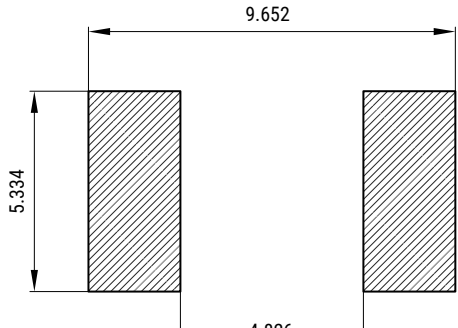
DC-Superposed Characteristics cont.



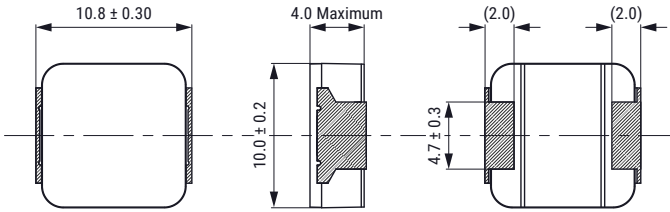
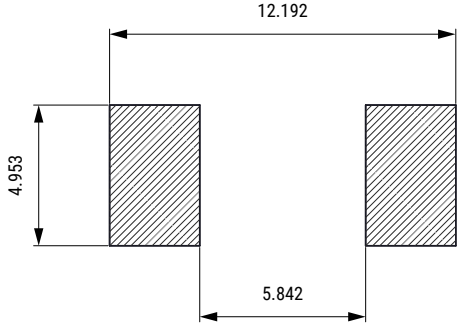
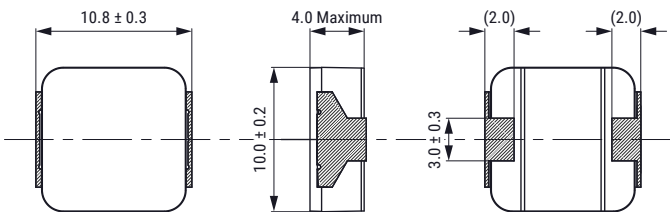
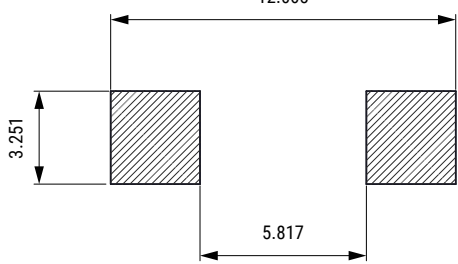
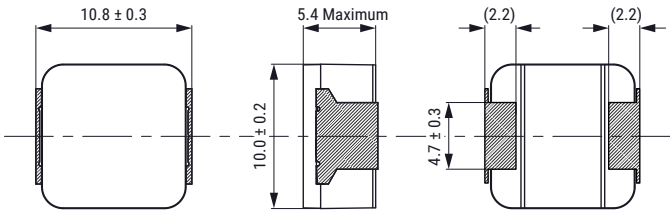
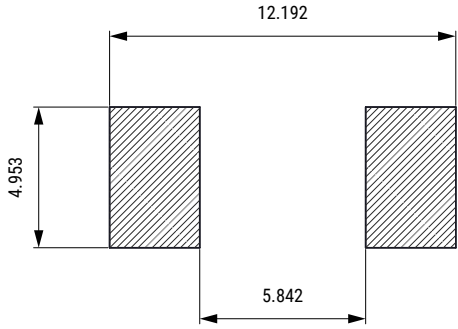
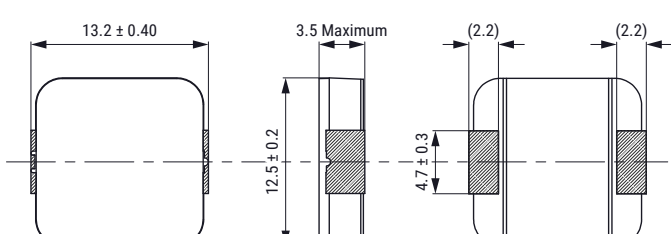
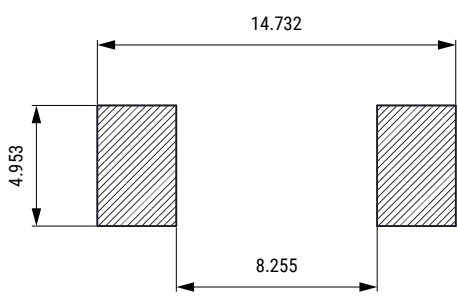
Dimensions

| Case Size | Dimensions (mm) | Land Pattern (mm) |
|------------|-----------------|-------------------|
| MPXV1D0520 | | |
| MPXV1D0530 | | |
| MPXV1D0618 | | |
| MPXV1D0624 | | |

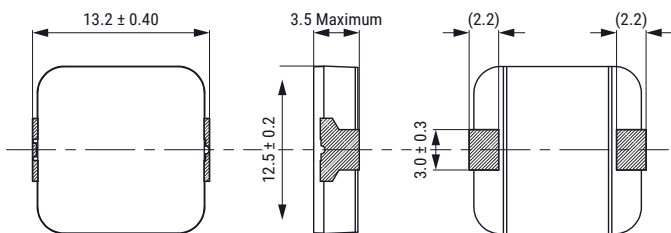
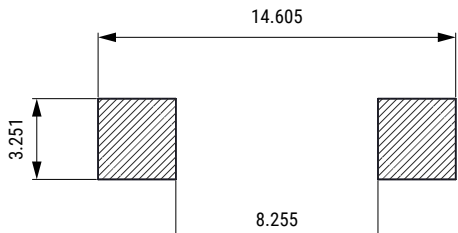
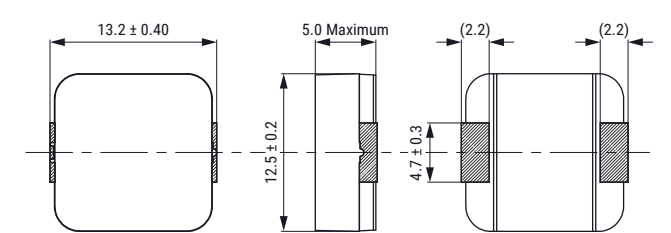
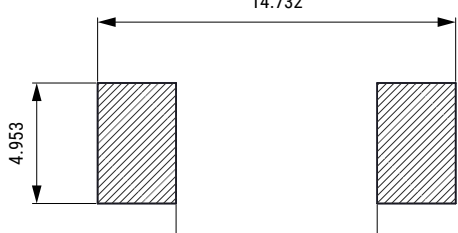
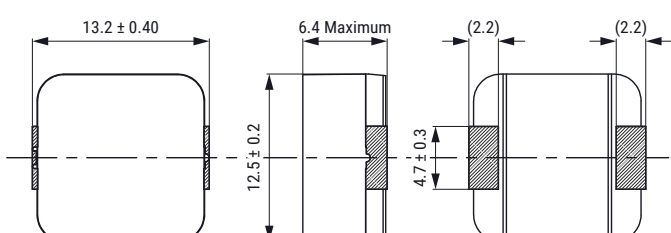
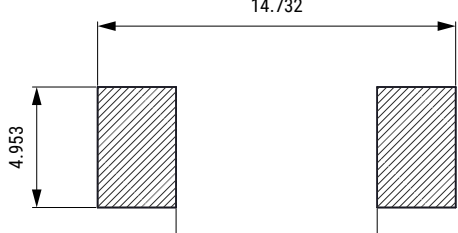
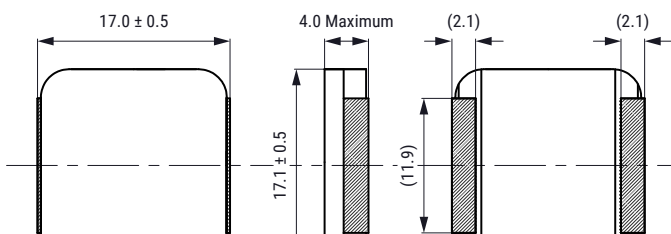

Dimensions cont.

| Case Size | Dimensions (mm) | Land Pattern (mm) |
|------------|--|---|
| MPXV1D0630 |  |  |
| MPXV1D0650 |  |  |
| MPXV1D0830 |  |  |
| MPXV1D0840 |  |  |

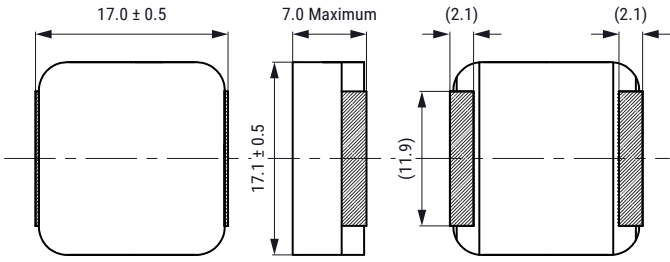
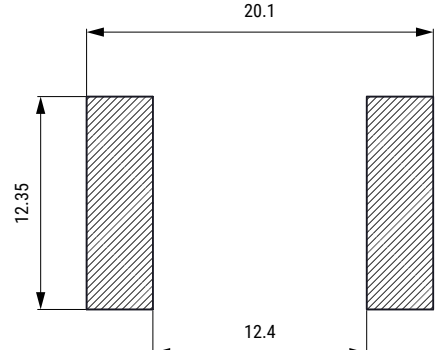
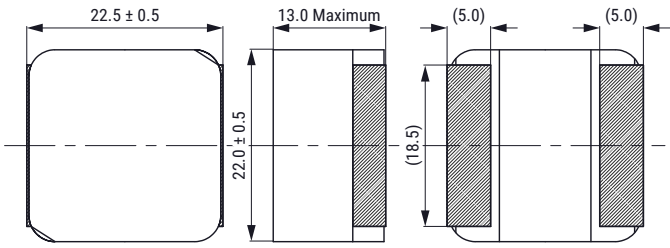
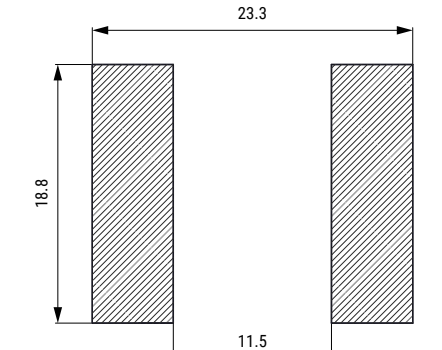
Dimensions cont.

| Case Size | Dimensions (mm) | Land Pattern (mm) |
|--|--|---|
| MPXV1D1040 For values up to 1.5 μ H or below |  |  |
| MPXV1D1040 For values from 2.2 μ H or above |  |  |
| MPXV1D1054 |  |  |
| MPXV1D1235 For values up to 0.47 μ H or below |  |  |


Dimensions cont.

| Case Size | Dimensions (mm) | Land Pattern (mm) |
|---|--|---|
| <p>MPXV1D1235 For values from 0.68 μH or above</p> |  |  |
| <p>MPXV1D1250</p> |  |  |
| <p>MPXV1D1264</p> |  |  |
| <p>MPXV1D1740</p> |  |  |

Dimensions cont.

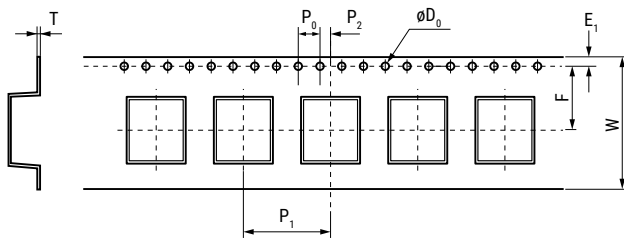
| Case Size | Dimensions (mm) | Land Pattern (mm) |
|------------|---|---|
| MPXV1D1770 |  <p>Technical drawing of MPXV1D1770 inductor showing top, side, and end views with dimensions: 17.0 ± 0.5, 7.0 Maximum, 17.1 ± 0.5, (11.9), (2.1), (2.1).</p> |  <p>Land pattern diagram for MPXV1D1770 showing dimensions: 20.1, 12.35, 12.4.</p> |
| MPXV1D2213 |  <p>Technical drawing of MPXV1D2213 inductor showing top, side, and end views with dimensions: 22.5 ± 0.5, 13.0 Maximum, 22.0 ± 0.5, (18.5), (5.0), (5.0).</p> |  <p>Land pattern diagram for MPXV1D2213 showing dimensions: 23.3, 18.8, 11.5.</p> |

Construction



Taping Specification

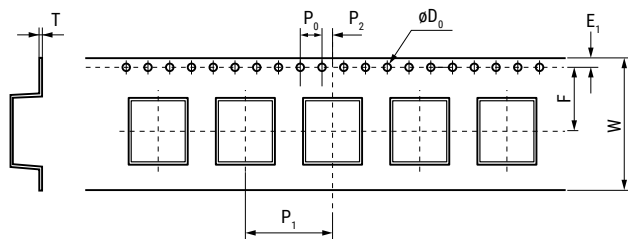
Dimensions of Indented Square Hole Plastic Tape



| Case Size | Reel Quantity | | Dimensions (mm) | | | | | | | | |
|------------|---------------|-----------|-----------------|-------|-------|----------------|----------------|----------------|-----------------|-------|-------|
| | | | W | F | E | P ₁ | P ₂ | P ₀ | øD ₀ | T | |
| MPXV1D0520 | 3,500 | Tolerance | ±0.30 | ±0.10 | ±0.10 | ±0.10 | ±0.10 | ±0.10 | ±0.10 | ±0.10 | ±0.05 |
| | | Nominal | 12.00 | 5.50 | 1.75 | 8.00 | 2.00 | 4.00 | 1.50 | 0.40 | |
| MPXV1D0530 | 2,500 | Tolerance | ±0.30 | ±0.10 | ±0.10 | ±0.10 | ±0.10 | ±0.10 | ±0.10 | ±0.10 | ±0.05 |
| | | Nominal | 12.00 | 5.50 | 1.75 | 8.00 | 2.00 | 4.00 | 1.50 | 0.40 | |
| MPXV1D0618 | 2,500 | Tolerance | ±0.30 | ±0.10 | ±0.10 | ±0.10 | ±0.10 | ±0.10 | ±0.10 | ±0.10 | ±0.05 |
| | | Nominal | 16.00 | 7.50 | 1.75 | 12.00 | 2.00 | 4.00 | 1.50 | 0.40 | |
| MPXV1D0624 | 1,500 | Tolerance | ±0.30 | ±0.10 | ±0.10 | ±0.10 | ±0.10 | ±0.10 | ±0.10 | ±0.10 | ±0.05 |
| | | Nominal | 16.00 | 7.50 | 1.75 | 12.00 | 2.00 | 4.00 | 1.55 | 0.40 | |
| MPXV1D0630 | 1,500 | Tolerance | ±0.30 | ±0.10 | ±0.10 | ±0.10 | ±0.10 | ±0.10 | ±0.10 | ±0.10 | ±0.05 |
| | | Nominal | 16.00 | 7.50 | 1.75 | 12.00 | 2.00 | 4.00 | 1.55 | 0.40 | |
| MPXV1D0650 | 1,000 | Tolerance | ±0.30 | ±0.10 | ±0.10 | ±0.10 | ±0.10 | ±0.10 | ±0.10 | ±0.05 | ±0.05 |
| | | Nominal | 16.00 | 7.50 | 1.75 | 12.00 | 2.00 | 4.00 | 1.55 | 0.40 | |
| MPXV1D0830 | 1,500 | Tolerance | ±0.30 | ±0.10 | ±0.10 | ±0.10 | ±0.10 | ±0.10 | ±0.10 | ±0.05 | ±0.05 |
| | | Nominal | 16.00 | 7.50 | 1.75 | 12.00 | 2.00 | 4.00 | 1.55 | 0.40 | |
| MPXV1D0840 | 1,000 | Tolerance | ±0.30 | ±0.10 | ±0.10 | ±0.10 | ±0.10 | ±0.10 | ±0.10 | ±0.05 | ±0.05 |
| | | Nominal | 16.00 | 7.50 | 1.75 | 12.00 | 2.00 | 4.00 | 1.50 | 0.40 | |

Taping Specification cont.

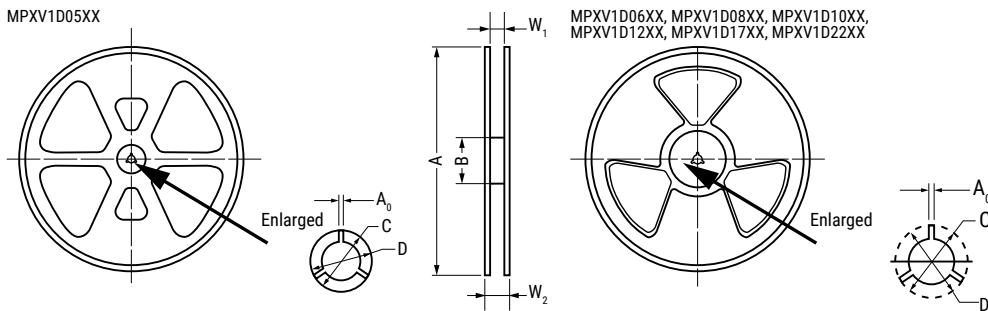
Dimensions of Indented Square Hole Plastic Tape



| Case Size | Reel Quantity | | Dimensions (mm) | | | | | | | | |
|------------|---------------|-----------|-----------------|------|------|----------------|----------------|----------------|-----------------|-------|-------|
| | | | W | F | E | P ₁ | P ₂ | P ₀ | øD ₀ | T | |
| MPXV1D1040 | 500 | Tolerance | ±0.3 | ±0.1 | ±0.1 | ±0.1 | ±0.1 | ±0.1 | ±0.1 | ±0.05 | ±0.05 |
| | | Nominal | 24.0 | 11.5 | 1.75 | 16.0 | 2.0 | 4.0 | 1.55 | 0.4 | |
| MPXV1D1054 | 500 | Tolerance | ±0.3 | ±0.1 | ±0.1 | ±0.1 | ±0.1 | ±0.1 | ±0.1 | ±0.05 | ±0.05 |
| | | Nominal | 24.0 | 11.5 | 1.75 | 16.0 | 2.0 | 4.0 | 1.55 | 0.4 | |
| MPXV1D1235 | 500 | Tolerance | ±0.3 | ±0.1 | ±0.1 | ±0.1 | ±0.1 | ±0.1 | ±0.1 | ±0.05 | ±0.05 |
| | | Nominal | 24.0 | 11.5 | 1.75 | 24.0 | 2.0 | 4.0 | 1.55 | 0.4 | |
| MPXV1D1250 | 250 | Tolerance | ±0.3 | ±0.1 | ±0.1 | ±0.1 | ±0.1 | ±0.1 | ±0.1 | ±0.05 | ±0.05 |
| | | Nominal | 24.0 | 11.5 | 1.75 | 24.0 | 2.0 | 4.0 | 1.55 | 0.4 | |
| MPXV1D1264 | 250 | Tolerance | ±0.3 | ±0.1 | ±0.1 | ±0.1 | ±0.1 | ±0.1 | ±0.1 | ±0.05 | ±0.05 |
| | | Nominal | 24.0 | 11.5 | 1.75 | 24.0 | 2.0 | 4.0 | 1.55 | 0.4 | |
| MPXV1D1740 | 100 | Tolerance | ±0.3 | ±0.1 | ±0.1 | ±0.1 | ±0.1 | ±0.1 | ±0.1 | ±0.1 | ±0.05 |
| | | Nominal | 32.0 | 14.2 | 1.75 | 24.0 | 2.0 | 4.0 | 1.50 | 0.5 | |
| MPXV1D1770 | 100 | Tolerance | ±0.3 | ±0.1 | ±0.1 | ±0.1 | ±0.1 | ±0.1 | ±0.1 | ±0.1 | ±0.05 |
| | | Nominal | 32.0 | 14.2 | 1.75 | 24.0 | 2.0 | 4.0 | 1.50 | 0.5 | |
| MPXV1D2213 | 50 | Tolerance | ±0.3 | ±0.1 | ±0.1 | ±0.1 | ±0.1 | ±0.1 | ±0.1 | ±0.1 | ±0.05 |
| | | Nominal | 44.0 | 20.2 | 1.75 | 32.0 | 2.0 | 4.0 | 1.50 | 0.5 | |

Reel Specifications

Reel Dimensions



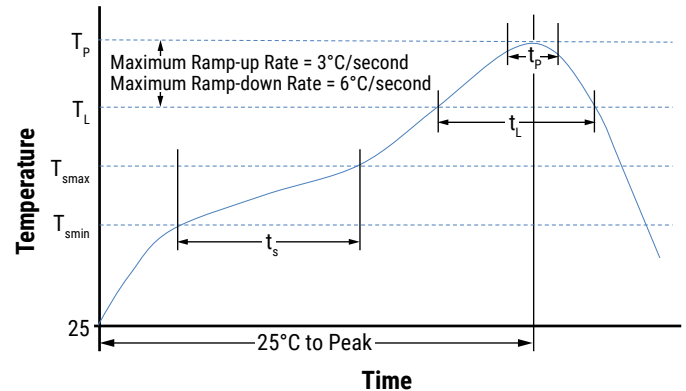
| Case Size | | Dimensions (mm) | | | | | | |
|------------|-----------|-----------------|------|-------|-------|----------------|----------------|----------------|
| | | A | B | C | D | A ₀ | W ₁ | W ₂ |
| MPXV1D0520 | Tolerance | ±2.0 | ±2.0 | ±0.2 | ±0.8 | ±0.5 | | |
| | Nominal | ø330 | ø80 | ø13.0 | ø21.0 | 2.0 | 13.5 | 17.5 |
| MPXV1D0530 | Tolerance | ±2.0 | ±2.0 | ±0.2 | ±0.8 | ±0.5 | | |
| | Nominal | ø330 | ø80 | ø13.0 | ø21.0 | 2.0 | 13.5 | 17.5 |
| MPXV1D0618 | Tolerance | ±2.0 | ±2.0 | ±0.2 | ±0.8 | ±0.5 | | |
| | Nominal | ø330 | ø100 | ø13.2 | ø21.5 | 2.5 | 16.9 | 21.3 |
| MPXV1D0624 | Tolerance | ±2.0 | ±2.0 | ±0.2 | ±0.8 | ±0.5 | | |
| | Nominal | ø330 | ø100 | ø13.2 | ø21.5 | 2.5 | 16.9 | 21.3 |
| MPXV1D0630 | Tolerance | ±2.0 | ±2.0 | ±0.2 | ±0.8 | ±0.5 | | |
| | Nominal | ø330 | ø100 | ø13.2 | ø21.5 | 2.5 | 16.9 | 21.3 |
| MPXV1D0650 | Tolerance | ±2.0 | ±2.0 | ±0.2 | ±0.8 | ±0.5 | | |
| | Nominal | ø330 | ø100 | ø13.2 | ø21.5 | 2.5 | 16.9 | 21.3 |
| MPXV1D0830 | Tolerance | ±2.0 | ±2.0 | ±0.2 | ±0.8 | ±0.5 | | |
| | Nominal | ø330 | ø100 | ø13.2 | ø21.5 | 2.5 | 16.9 | 21.3 |
| MPXV1D0840 | Tolerance | ±2.0 | ±2.0 | ±0.2 | ±0.8 | ±0.5 | | |
| | Nominal | ø330 | ø100 | ø13.2 | ø21.5 | 2.5 | 16.9 | 21.3 |
| MPXV1D1040 | Tolerance | ±3.0 | ±2.0 | ±0.5 | ±0.8 | ±0.5 | | |
| | Nominal | ø330 | ø100 | ø13.0 | ø21.5 | 2.6 | 17.0 | 20.6 |
| MPXV1D1054 | Tolerance | ±3.0 | ±2.0 | ±0.5 | ±0.8 | ±0.5 | | |
| | Nominal | ø330 | ø100 | ø13.0 | ø21.5 | 2.6 | 17.0 | 20.6 |
| MPXV1D1235 | Tolerance | ±3.0 | ±2.0 | ±0.5 | ±0.8 | ±0.5 | | |
| | Nominal | ø330 | ø100 | ø13.0 | ø21.5 | 2.6 | 17.0 | 20.6 |
| MPXV1D1250 | Tolerance | ±3.0 | ±2.0 | ±0.5 | ±0.8 | ±0.5 | | |
| | Nominal | ø330 | ø100 | ø13.0 | ø21.5 | 2.6 | 17.0 | 20.6 |
| MPXV1D1264 | Tolerance | ±3.0 | ±2.0 | ±0.5 | ±0.8 | ±0.5 | | |
| | Nominal | ø330 | ø100 | ø13.0 | ø21.5 | 2.6 | 17.0 | 20.6 |
| MPXV1D1740 | Tolerance | ±3.0 | ±2.0 | ±0.2 | ±0.8 | ±0.5 | | |
| | Nominal | ø330 | ø100 | ø13.0 | ø21.0 | 2.0 | 32.4 | 38.4 |
| MPXV1D1770 | Tolerance | ±3.0 | ±2.0 | ±0.2 | ±0.8 | ±0.5 | | |
| | Nominal | ø330 | ø100 | ø13.0 | ø21.0 | 2.0 | 32.4 | 38.4 |
| MPXV1D2213 | Tolerance | ±3.0 | ±2.0 | ±0.2 | ±0.8 | ±0.5 | | |
| | Nominal | ø330 | ø100 | ø13.0 | ø21.0 | 2.0 | 44.4 | 50.4 |

Soldering Process

Recommended Reflow Soldering Profile

Reference ICP/JEDEC J-STD-020E

| Profile Feature | Pb-Free Assembly |
|---|--|
| Preheat/Soak | |
| Temperature Minimum (T_{smin}) | 150°C |
| Temperature Maximum (T_{smax}) | 200°C |
| Time (t_s) from T_{smin} to T_{smax} | 60 – 120 seconds |
| Ramp-Up Rate (T_L to T_p) | 3°C/second maximum |
| Liquidous Temperature (T_L) | 217°C |
| Time Above Liquidous (t_L) | 60 – 150 seconds |
| Peak Temperature (T_p) | 260°C for MPXV1D0520, 0618, 0624 250°C for MPXV1D0530, 0630, 0650, 0830, 0840 245°C for MPXV1D1040, 1054, 1235, 1250, 1264, 1740, 1770, 2213 |
| Time within 5°C of Maximum Peak Temperature (t_p) | 30 seconds maximum |
| Ramp-Down Rate (T_p to T_L) | 6°C/second maximum |
| Time 25°C to Peak Temperature | 8 minutes maximum |



Handling Precautions

Inductors should be stored in normal working environments. While the inductors themselves are quite robust in other environments, exposure to high temperatures, high humidity, corrosive atmospheres, and long-term storage degrades solderability.

KEMET recommends that maximum storage temperature not exceed 40°C and maximum storage humidity not exceed 70% relative humidity. Atmospheres should be free of chlorine-bearing and sulfur-bearing compounds. Temperature fluctuations should be minimized to avoid condensation on the parts.

For optimized solderability, inductor stock should be used promptly, preferably within six months of receipt.

KEMET Electronics Corporation Sales Offices

For a complete list of our global sales offices, please visit www.kemet.com/sales.

Disclaimer

All product specifications, statements, information and data (collectively, the "Information") in this datasheet are subject to change. The customer is responsible for checking and verifying the extent to which the Information contained in this publication is applicable to an order at the time the order is placed. All Information given herein is believed to be accurate and reliable, but it is presented without guarantee, warranty, or responsibility of any kind, expressed or implied.

Statements of suitability for certain applications are based on KEMET Electronics Corporation's ("KEMET") knowledge of typical operating conditions for such applications, but are not intended to constitute – and KEMET specifically disclaims – any warranty concerning suitability for a specific customer application or use. The Information is intended for use only by customers who have the requisite experience and capability to determine the correct products for their application. Any technical advice inferred from this Information or otherwise provided by KEMET with reference to the use of KEMET's products is given gratis, and KEMET assumes no obligation or liability for the advice given or results obtained.

Although KEMET designs and manufactures its products to the most stringent quality and safety standards, given the current state of the art, isolated component failures may still occur. Accordingly, customer applications which require a high degree of reliability or safety should employ suitable designs or other safeguards (such as installation of protective circuitry or redundancies) in order to ensure that the failure of an electrical component does not result in a risk of personal injury or property damage.

Although all product-related warnings, cautions and notes must be observed, the customer should not assume that all safety measures are indicated or that other measures may not be required.

When providing KEMET products and technologies contained herein to other countries, the customer must abide by the procedures and provisions stipulated in all applicable export laws and regulations, including without limitation the International Traffic in Arms Regulations (ITAR), the US Export Administration Regulations (EAR) and the Japan Foreign Exchange and Foreign Trade Act.

KEMET is a registered trademark of KEMET Electronics Corporation.

Looking for pricing, stock, or lifecycle information?

Click below to explore more details on WIN SOURCE:

 [View MPXV1D0830L150 on WIN SOURCE](#)

 [Kemet Information](#)

Optimize Your Supply Chain with WIN SOURCE Solutions

-  Global Sourcing Solution
-  Obsolete Management
-  Cost Control Management
-  Shortage Management
-  Alternative Solution
-  Excess Inventory Management