

2SA1034, 2SA1035

Silicon PNP epitaxial planar type

For low-frequency and low-noise amplification
Complementary to 2SC2405, 2SC2406

■ Features

- Low noise voltage NV
- High forward current transfer ratio h_{FE}
- Mini type package, allowing downsizing of the equipment and automatic insertion through the tape packing and the magazine packing

■ Absolute Maximum Ratings $T_a = 25^\circ\text{C}$

| Parameter | Symbol | Rating | Unit | |
|--|-----------|-------------|------------------|---|
| Collector-base voltage (Emitter open) | 2SA1034 | V_{CBO} | -35 | V |
| | 2SA1035 | | -55 | |
| Collector-emitter voltage (Base open) | 2SA1034 | V_{CEO} | -35 | V |
| | 2SA1035 | | -55 | |
| Emitter-base voltage (Collector open) | V_{EBO} | -5 | V | |
| Collector current | I_C | -50 | mA | |
| Peak collector current | I_{CP} | -100 | mA | |
| Collector power dissipation | P_C | 200 | mW | |
| Junction temperature | T_j | 150 | $^\circ\text{C}$ | |
| Storage temperature | T_{stg} | -55 to +150 | $^\circ\text{C}$ | |

■ Electrical Characteristics $T_a = 25^\circ\text{C} \pm 3^\circ\text{C}$

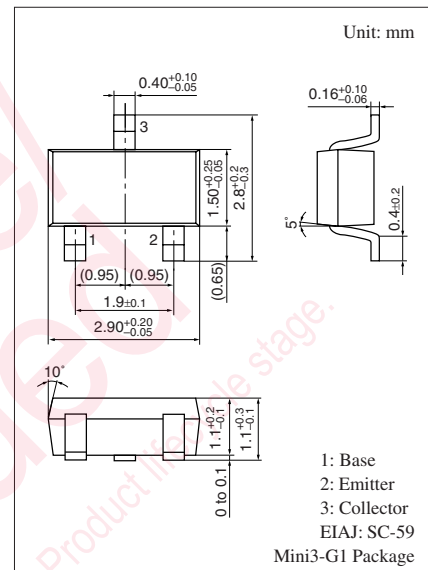
| Parameter | Symbol | Conditions | Min | Typ | Max | Unit |
|--|---------------|--|-----|------|------|---------------|
| Collector-base voltage (Emitter open) | 2SA1034 | $I_C = -10 \mu\text{A}, I_E = 0$ | -35 | | | V |
| | 2SA1035 | | -55 | | | |
| Collector-emitter voltage (Base open) | 2SA1034 | $I_C = -2 \text{ mA}, I_B = 0$ | -35 | | | V |
| | 2SA1035 | | -55 | | | |
| Emitter-base voltage (Collector open) | V_{EBO} | $I_E = -10 \mu\text{A}, I_C = 0$ | -5 | | | V |
| Base-emitter voltage *1 | V_{BE} | $V_{CE} = -1 \text{ V}, I_C = -100 \text{ mA}$ | | -0.7 | -1.0 | V |
| Collector-base cutoff current (Emitter open) | I_{CBO} | $V_{CB} = -10 \text{ V}, I_E = 0$ | | | -0.1 | μA |
| Collector-emitter cutoff current (Base open) | I_{CEO} | $V_{CE} = -10 \text{ V}, I_B = 0$ | | | -1 | μA |
| Forward current transfer ratio *2 | h_{FE} | $V_{CE} = -5 \text{ V}, I_C = -2 \text{ mA}$ | 180 | | 700 | — |
| Collector-emitter saturation voltage *1 | $V_{CE(sat)}$ | $I_C = -100 \text{ mA}, I_B = -10 \text{ mA}$ | | | -0.6 | V |
| Transition frequency | f_T | $V_{CB} = -5 \text{ V}, I_E = 2 \text{ mA}, f = 200 \text{ MHz}$ | | 200 | | MHz |
| Noise voltage | NV | $V_{CE} = -10 \text{ V}, I_C = -1 \text{ mA}, G_V = 80 \text{ dB}$ $R_g = 100 \text{ k}\Omega, \text{Function} = \text{FLAT}$ | | | 150 | mV |

Note) 1. Measuring methods are based on JAPANESE INDUSTRIAL STANDARD JIS C 7030 measuring methods for transistors.

2. *1: Pulse measurement

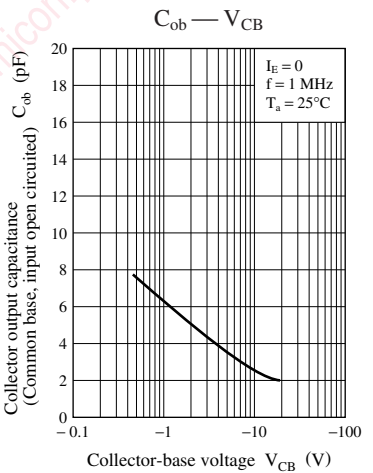
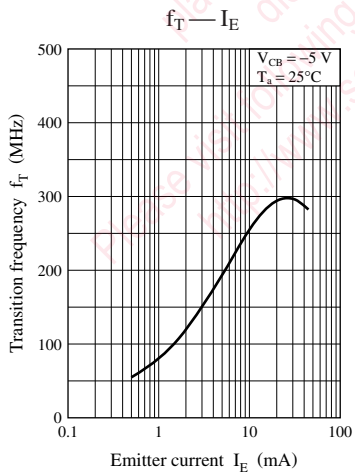
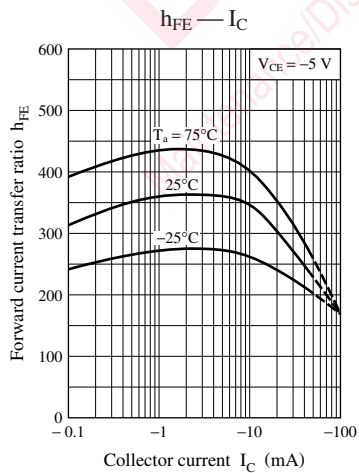
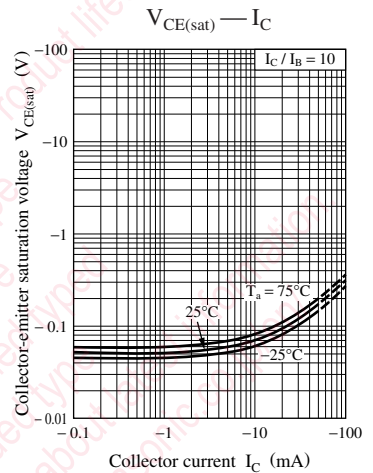
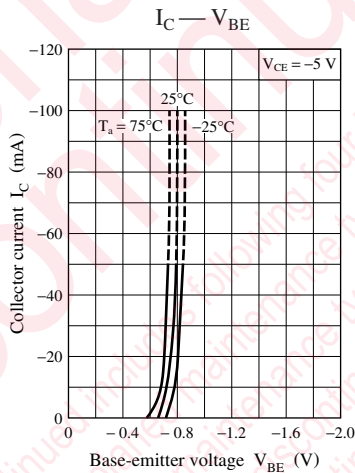
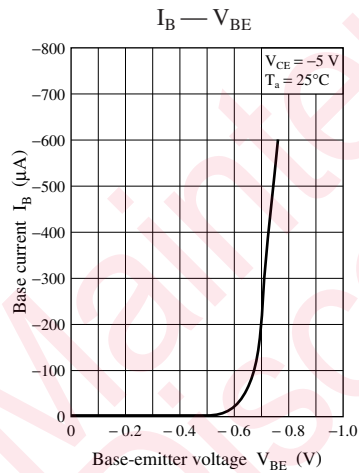
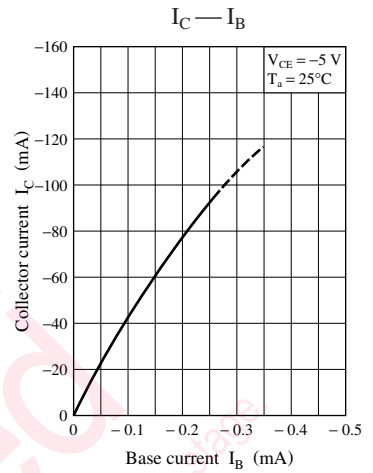
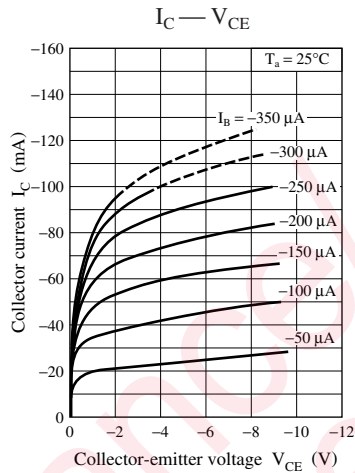
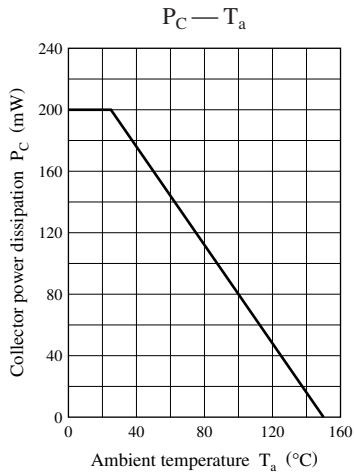
*2: Rank classification

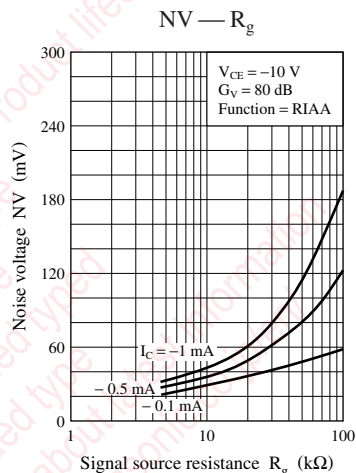
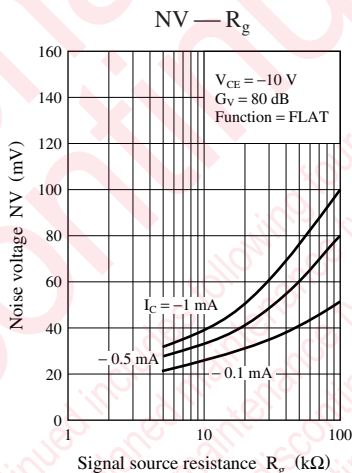
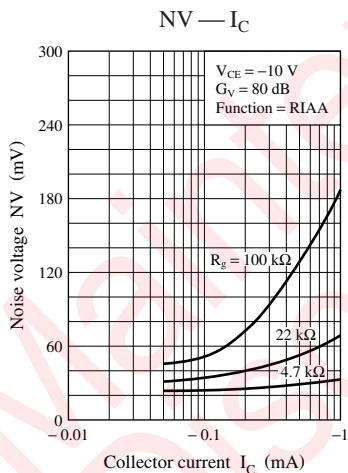
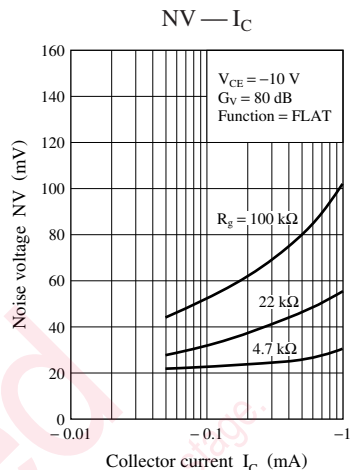
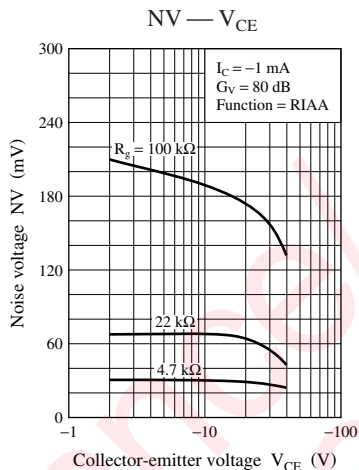
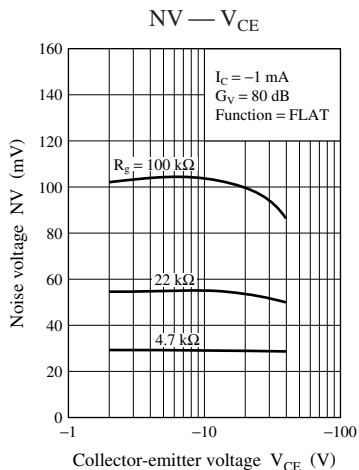
| Rank | R | S | T |
|----------|------------|------------|------------|
| h_{FE} | 180 to 360 | 260 to 520 | 360 to 700 |



Marking Symbol:

- 2SA1034: F
- 2SA1035: H





utions in using the technical information and scribed in this book

s book is to be exported or provided to non-residents, the laws and
rd to security export control, must be observed.

ly to show the main characteristics and application circuit examples
l property right or other right owned by our company or any other
any as to the infringement upon any such right owned by any other
rmation described in this book.

standard applications or general electronic equipment (such as office
and household appliances).

ng applications:

biles, traffic control equipment, combustion equipment, life support
reliability are required, or if the failure or malfunction of the prod-

ck are subject to change without notice for modification and/or im-
use of the products, therefore, ask for the most up-to-date Product
atisfy your requirements.

bsolute maximum rating and the guaranteed operating conditions
(.). Especially, please be careful not to exceed the range of absolute
er-off and mode-switching. Otherwise, we will not be liable for any

take into the consideration of incidence of break down and failure
n the systems such as redundant design, arresting the spread of fire
al injury, fire, social damages, for example, by using the products.

own and characteristics change due to external factors (ESD, EOS,
mounting or at customer's process. When using products for which
shelf life and the elapsed time since first opening the packages.

ly or partially, without the prior written permission of Matsushita

Looking for pricing, stock, or lifecycle information?

Click below to explore more details on WIN SOURCE:

 [View 2SA10350SL on WIN SOURCE](#)

 [Panasonic Information](#)

Optimize Your Supply Chain with WIN SOURCE Solutions

-  Global Sourcing Solution
-  Obsolete Management
-  Cost Control Management
-  Shortage Management
-  Alternative Solution
-  Excess Inventory Management