



THE DATASHEET OF 2SA1038S



High-voltage Amplifier Transistor

(-120V, -50mA)

2SA1579 / 2SA1514K / 2SA1038S

●Features

- 1) High breakdown voltage. ($BV_{CEO} = -120V$)
- 2) Complements the 2SC4102 / 2SC3906K / 2SC2389S.

●Absolute maximum ratings ($T_a=25^{\circ}C$)

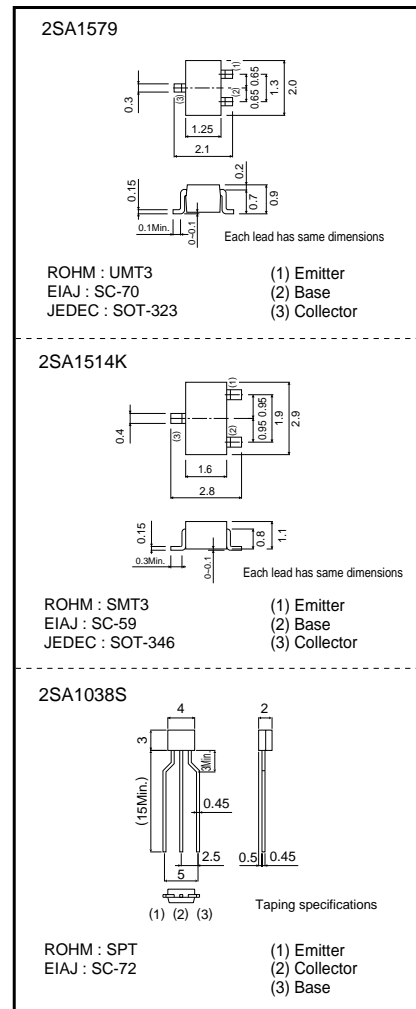
Parameter	Symbol	Limits	Unit
Collector-base voltage	V_{CBO}	-120	V
Collector-emitter voltage	V_{CEO}	-120	V
Emitter-base voltage	V_{EBO}	-5	V
Collector current	I_c	-50	mA
Collector power dissipation	Pc	0.2	W
		0.3	
Junction temperature	T_j	150	$^{\circ}C$
Storage temperature	T_{stg}	-55~+150	$^{\circ}C$

●Packaging specifications and h_{FE}

Type	2SA1579	2SA1514K	2SA1038S
Package	UMT3	SMT3	SPT
h_{FE}	RS	RS	RS
Marking	R*	R*	-
Code	T106	T146	TP
Basic ordering unit (pieces)	3000	3000	5000

*Denotes htc

●External dimensions (Units : mm)





●Electrical characteristics ($T_a=25^{\circ}C$)

Parameter	Symbol	Min.	Typ.	Max.	Unit	Conditions
Collector-base breakdown voltage	BV_{CBO}	-120	-	-	V	$I_c=-50\mu A$
Collector-emitter breakdown voltage	BV_{CEO}	-120	-	-	V	$I_c=-1mA$
Emitter-base breakdown voltage	BV_{EBO}	-5	-	-	V	$I_e=-50\mu A$
Collector cutoff current	I_{cbo}	-	-	-0.5	μA	$V_{CB}=-100V$
Emitter cutoff current	I_{ebo}	-	-	-0.5	μA	$V_{EB}=-4V$
Collector-emitter saturation voltage	$V_{CE(sat)}$	-	-	-0.5	V	$I_c/I_e=-10mA/-1mA$
DC current transfer ratio	h_{FE}	180	-	560	-	$V_{CE}=-6V, I_c=-2mA$
Transition frequency	f_T	-	140	-	MHz	$V_{CE}=-12V, I_e=2mA, f=30MHz$
Output capacitance	C_{ob}	-	3.2	-	pF	$V_{CB}=-12V, I_e=0A, f=1MHz$

Looking for pricing, stock, or lifecycle information?

Click below to explore more details on WIN SOURCE:

-  [View 2SA1038S on WIN SOURCE](#)
-  [Rohm Semiconductor](#) Information

Optimize Your Supply Chain with WIN SOURCE Solutions

-  Global Sourcing Solution
-  Obsolete Management
-  Cost Control Management
-  Shortage Management
-  Alternative Solution
-  Excess Inventory Management