

L14G1 L14G2 L14G3

ABSOLUTE MAXIMUM RATINGS ($T_A = 25^\circ\text{C}$ unless otherwise specified)

Parameter	Symbol	Rating	Unit
Operating Temperature	T_{OPR}	-65 to +125	$^\circ\text{C}$
Storage Temperature	T_{STG}	-65 to +150	$^\circ\text{C}$
Soldering Temperature (Iron) ^(3,4,5 and 6)	T_{SOL-I}	240 for 5 sec	$^\circ\text{C}$
Soldering Temperature (Flow) ^(3,4 and 6)	T_{SOL-F}	260 for 10 sec	$^\circ\text{C}$
Collector to Emitter Breakdown Voltage	V_{CEO}	45	V
Collector to Base Breakdown Voltage	V_{CBO}	45	V
Emitter to Base Breakdown Voltage	V_{EBO}	5	V
Power Dissipation ($T_A = 25^\circ\text{C}$) ⁽¹⁾	P_D	300	mW
Power Dissipation ($T_C = 25^\circ\text{C}$) ⁽²⁾	P_D	600	mW

NOTE:

- Derate power dissipation linearly 3.00 mW/ $^\circ\text{C}$ above 25 $^\circ\text{C}$ ambient.
- Derate power dissipation linearly 6.00 mW/ $^\circ\text{C}$ above 25 $^\circ\text{C}$ case.
- RMA flux is recommended.
- Methanol or isopropyl alcohols are recommended as cleaning agents.
- Soldering iron tip 1/16" (1.6mm) minimum from housing.
- As long as leads are not under any stress or spring tension.
- Light source is a GaAs LED emitting light at a peak wavelength of 940 nm.
- Figure 1 and figure 2 use light source of tungsten lamp at 2870 $^\circ\text{K}$ color temperature. A GaAs source of 3.0 mW/cm² is approximately equivalent to a tungsten source, at 2870 $^\circ\text{K}$, of 10 mW/cm².

ELECTRICAL / OPTICAL CHARACTERISTICS ($T_A = 25^\circ\text{C}$) (All measurements made under pulse conditions)

PARAMETER	TEST CONDITIONS	SYMBOL	MIN	TYP	MAX	UNITS
Collector-Emitter Breakdown	$I_C = 10\text{ mA}$, $E_e = 0$	BV_{CEO}	45		—	V
Emitter-Base Breakdown	$I_E = 100\ \mu\text{A}$, $E_e = 0$	BV_{EBO}	5.0		—	V
Collector-Base Breakdown	$I_C = 100\ \mu\text{A}$, $E_e = 0$	BV_{CBO}	45		—	V
Collector-Emitter Leakage	$V_{CE} = 10\text{ V}$, $E_e = 0$	I_{CEO}	—		100	nA
Reception Angle at 1/2 Sensitivity		θ		± 10		Degrees
On-State Collector Current L14G1	$E_e = 0.5\text{ mW/cm}^2$, $V_{CE} = 5\text{ V}$ ^(7,8)	$I_{C(ON)}$	1.0		—	mA
On-State Collector Current L14G2	$E_e = 0.5\text{ mW/cm}^2$, $V_{CE} = 5\text{ V}$ ^(7,8)	$I_{C(ON)}$	0.5		—	mA
On-State Collector Current L14G3	$E_e = 0.5\text{ mW/cm}^2$, $V_{CE} = 5\text{ V}$ ^(7,8)	$I_{C(ON)}$	2.0		—	mA
Turn-On Time	$I_C = 2\text{ mA}$, $V_{CC} = 10\text{ V}$, $R_L = 100\ \Omega$	t_{on}		8		μs
Turn-Off Time	$I_C = 2\text{ mA}$, $V_{CC} = 10\text{ V}$, $R_L = 100\ \Omega$	t_{off}		7		μs
Saturation Voltage	$I_C = 1.0\text{ mA}$, $E_e = 3.0\text{ mW/cm}^2$ ^(7,8)	$V_{CE(SAT)}$	—		0.40	V

L14G1 L14G2 L14G3

Figure 1. Light Current vs. Collector to Emitter Voltage

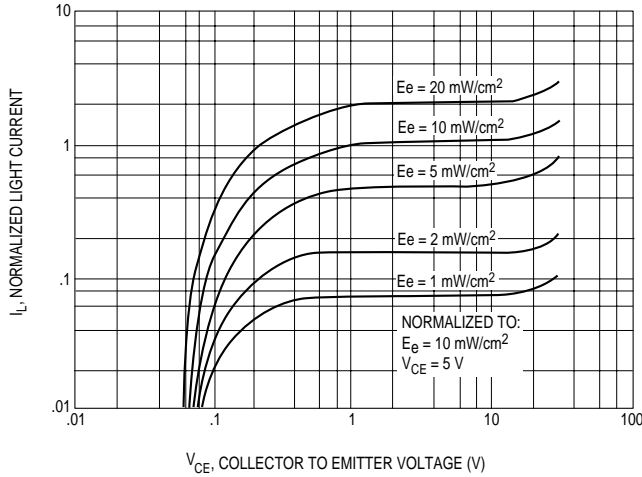


Figure 2. Light Current vs. Temperature

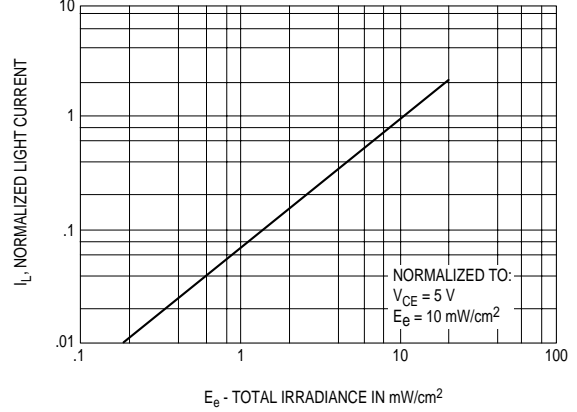


Figure 3. Normalized Light Current vs. Temperature

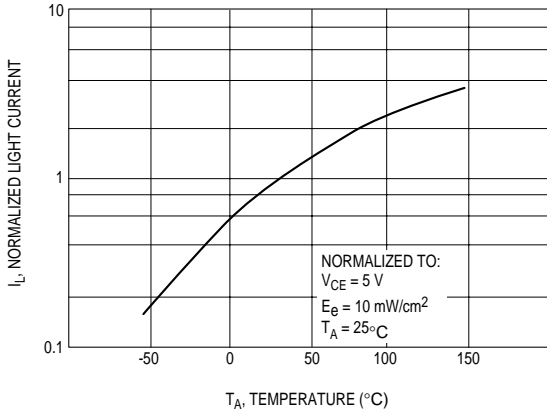


Figure 4. Switching Times vs. Output Current

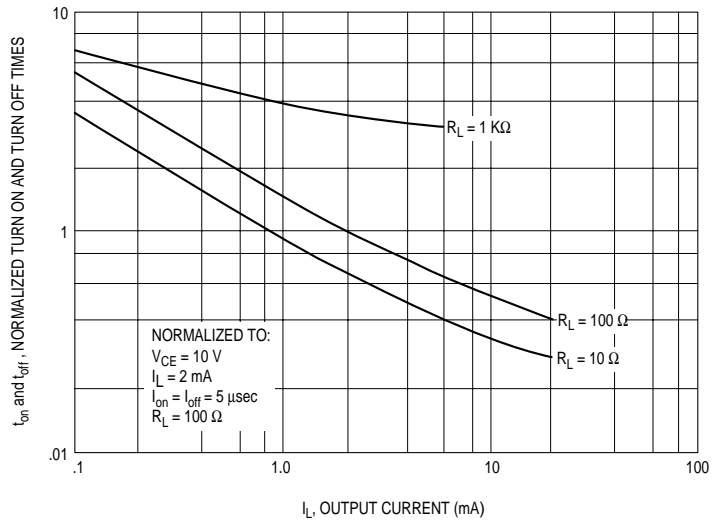


Figure 5. Dark Current and Temperature

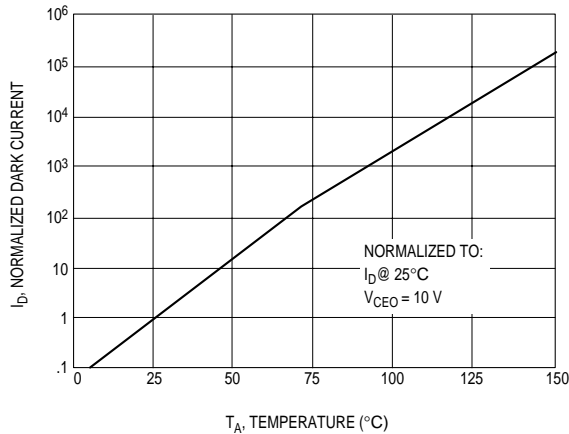
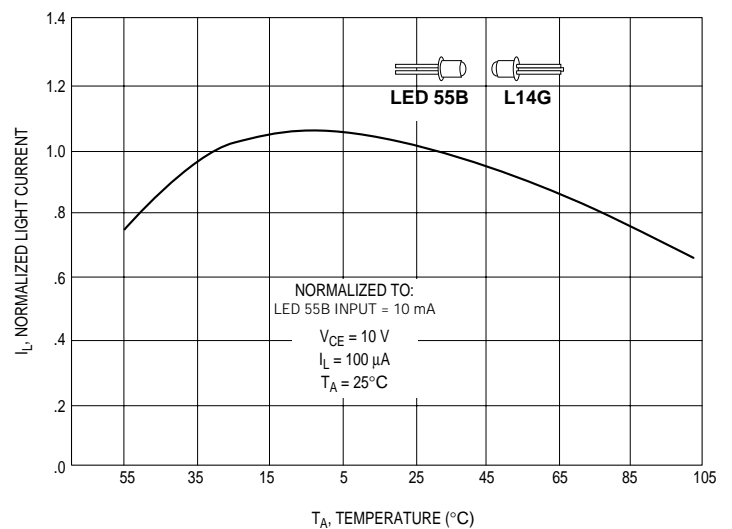


Figure 6. Normalized Light Current vs. Temperature Both Emitter (LED 55B) and Detector (L14G) at Same Temperature



DISCLAIMER

FAIRCHILD SEMICONDUCTOR RESERVES THE RIGHT TO MAKE CHANGES WITHOUT FURTHER NOTICE TO ANY PRODUCTS HEREIN TO IMPROVE RELIABILITY, FUNCTION OR DESIGN. FAIRCHILD DOES NOT ASSUME ANY LIABILITY ARISING OUT OF THE APPLICATION OR USE OF ANY PRODUCT OR CIRCUIT DESCRIBED HEREIN; NEITHER DOES IT CONVEY ANY LICENSE UNDER ITS PATENT RIGHTS, NOR THE RIGHTS OF OTHERS.

LIFE SUPPORT POLICY

FAIRCHILD'S PRODUCTS ARE NOT AUTHORIZED FOR USE AS CRITICAL COMPONENTS IN LIFE SUPPORT DEVICES OR SYSTEMS WITHOUT THE EXPRESS WRITTEN APPROVAL OF THE PRESIDENT OF FAIRCHILD SEMICONDUCTOR CORPORATION. As used herein:

1. Life support devices or systems are devices or systems which, (a) are intended for surgical implant into the body, or (b) support or sustain life, and (c) whose failure to perform when properly used in accordance with instructions for use provided in labeling, can be reasonably expected to result in a significant injury of the user.
2. A critical component in any component of a life support device or system whose failure to perform can be reasonably expected to cause the failure of the life support device or system, or to affect its safety or effectiveness.

Looking for pricing, stock, or lifecycle information?

Click below to explore more details on WIN SOURCE:

- [View L14G1 on WIN SOURCE](#)
- [Fairchild/ON Semiconductor Information](#)

Optimize Your Supply Chain with WIN SOURCE Solutions

- ✓ Global Sourcing Solution
- ✓ Obsolete Management
- ✓ Cost Control Management
- ✓ Shortage Management
- ✓ Alternative Solution
- ✓ Excess Inventory Management