



Silicon Transistor

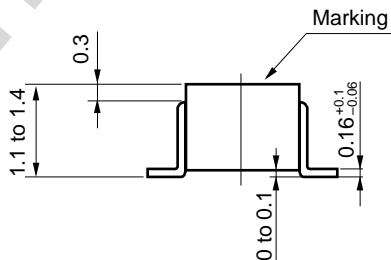
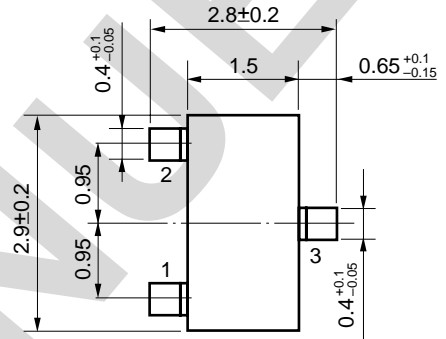
NE97733 / 2SA1977 JEITA Part No.

PNP EPITAXIAL SILICON TRANSISTOR MICROWAVE AMPLIFIER

FEATURES

- High f_T
 $f_T = 8.5$ GHz TYP.
- High gain
 $|S_{21e}|^2 = 12.0$ dB TYP. @ $f = 1.0$ GHz, $V_{CE} = -8$ V, $I_C = -20$ mA
- High-speed switching characteristics
- Equivalent NPN transistor is the NE68133 / 2SC3583.

PACKAGE DIMENSION (in millimeters)



PIN CONNECTIONS

- 1: Emitter
- 2: Base
- 3: Collector Marking: T92

ABSOLUTE MAXIMUM RATINGS ($T_A = 25$ °C)

Parameter	Symbol	Rating	Unit
Collector to Base Voltage	V_{CB0}	-20	V
Collector to Emitter Voltage	V_{CE0}	-12	V
Emitter to Base Voltage	V_{EB0}	-3.0	V
Collector Current	I_C	-50	mA
Total Power Dissipation	P_T	200	mW
Junction Temperature	T_j	150	°C
Storage Temperature	T_{stg}	-65 to +150	°C

ELECTRICAL CHARACTERISTICS ($T_A = 25$ °C)

Parameter	Symbol	Test Conditions	MIN.	TYP.	MAX.	Unit
Collector Cutoff Current	I_{CB0}	$V_{CB} = -10$ V			-0.1	μ A
Emitter Cutoff Current	I_{EB0}	$V_{EB} = -1$ V			-0.1	μ A
DC Current Gain	h_{FE}	$V_{CE} = -8$ V, $I_C = -20$ mA	20		100	
Gain Bandwidth Product	f_T	$V_{CE} = -8$ V, $I_C = -20$ mA, $f = 1$ GHz	6.0	8.5		GHz
Collector Capacitance	C_{re}^*	$V_{CB} = -10$ V, $I_E = 0$, $f = 1$ MHz		0.5	1	pF
Insertion Power Gain	$ S_{21e} ^2$	$V_{CE} = -8$ V, $I_C = -20$ mA, $f = 1.0$ GHz	8.0	12.0		dB
Noise Figure	NF	$V_{CE} = -8$ V, $I_C = -3$ mA, $f = 1$ GHz		1.5	3	dB

* Measured by a 3-terminal bridge. Emitter and Case should be connected to the guard terminal.

h_{FE} Classification

Rank	FB
Marking	T92
h_{FE}	20 to 100

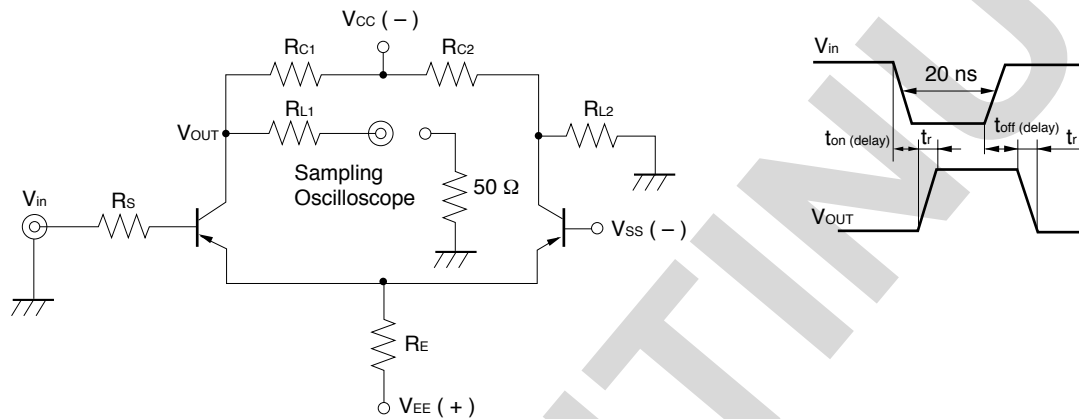
ORDERING INFORMATION

Part Number	Order Number	Quantity
NE97733-T1B 2SA1977-T1B	NE97733-T1B-A 2SA1977-T1B-A	3 kpcs/Reel

SWITCHING CHARACTERISTICS

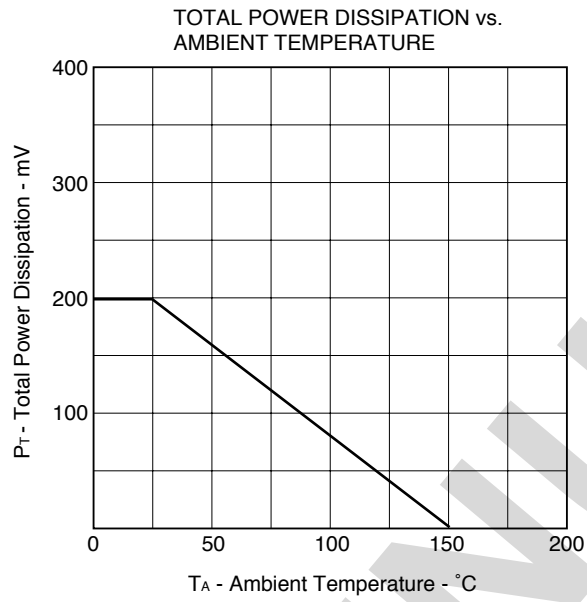
Parameter	Symbol	$V_{in} = 1\text{ V}$	Unit
		TYP.	
Turn-on Delay Time	$t_{on} \text{ (delay)}$	1.08	ns
Rise Time	t_r	0.66	ns
Turn off Delay Time	$t_{off} \text{ (delay)}$	0.32	ns
Fall Time	t_f	0.78	ns

SWITCHING TIME MEASUREMENT CIRCUIT

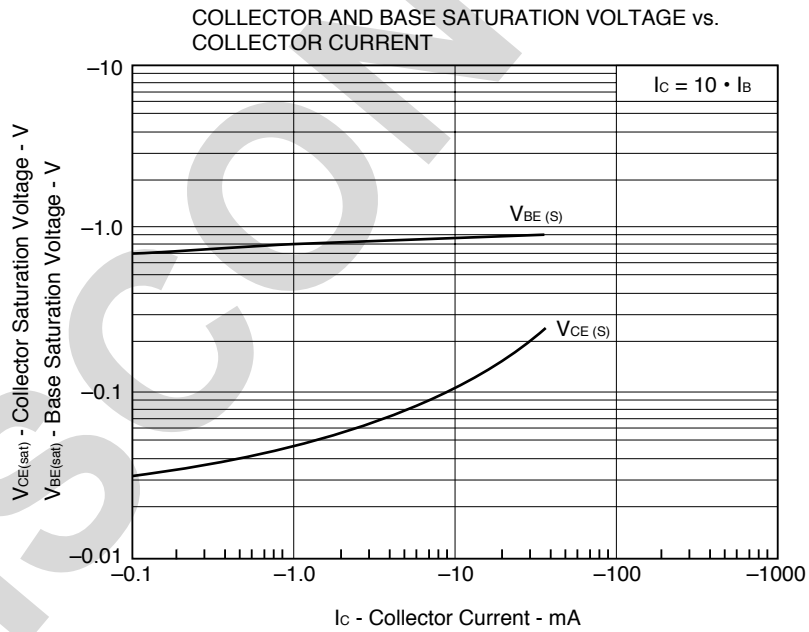
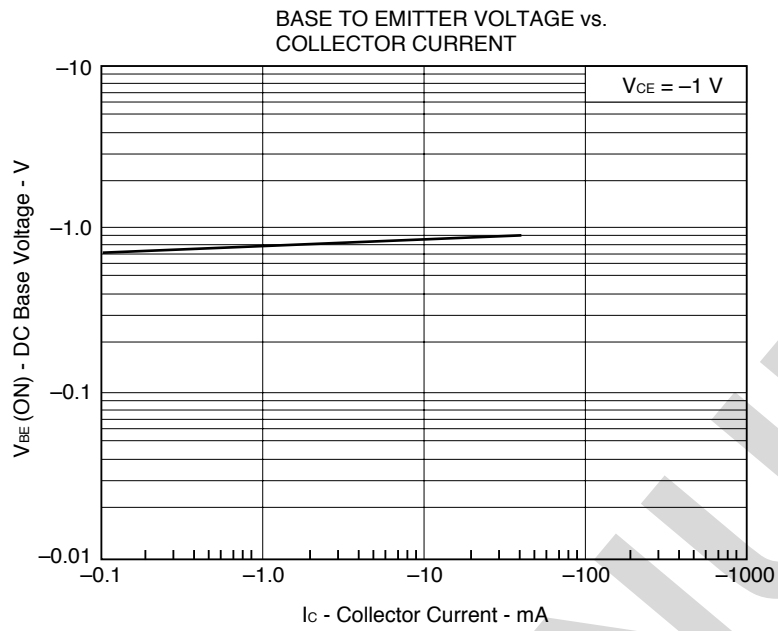


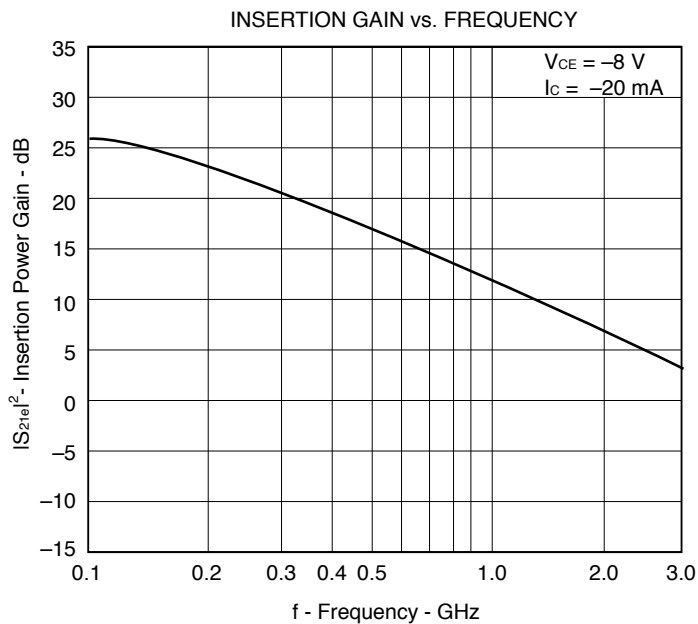
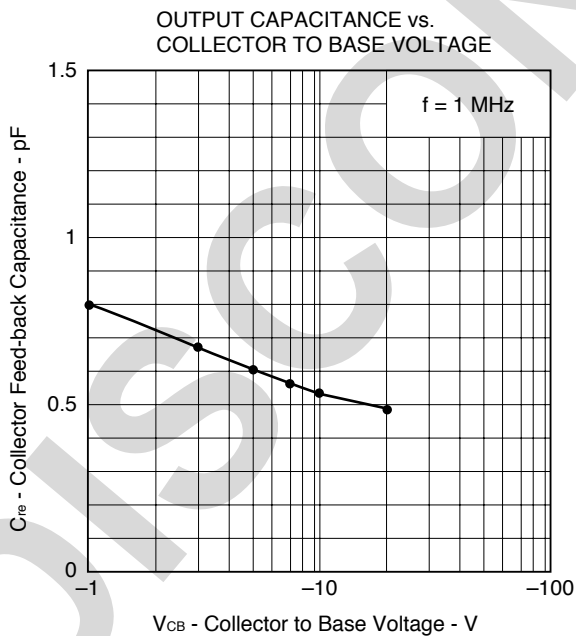
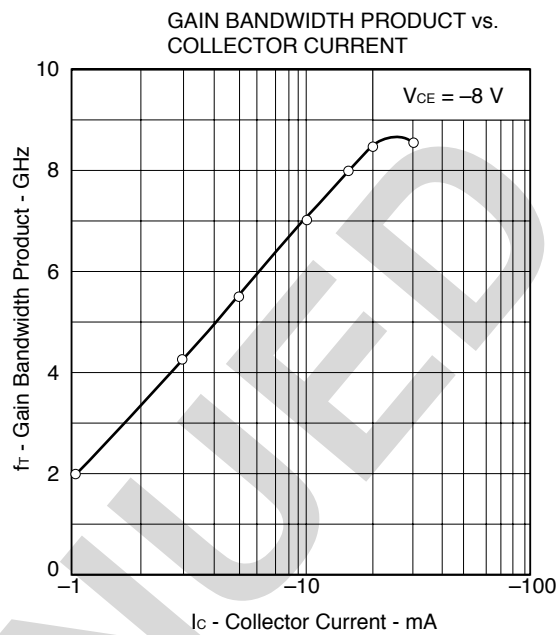
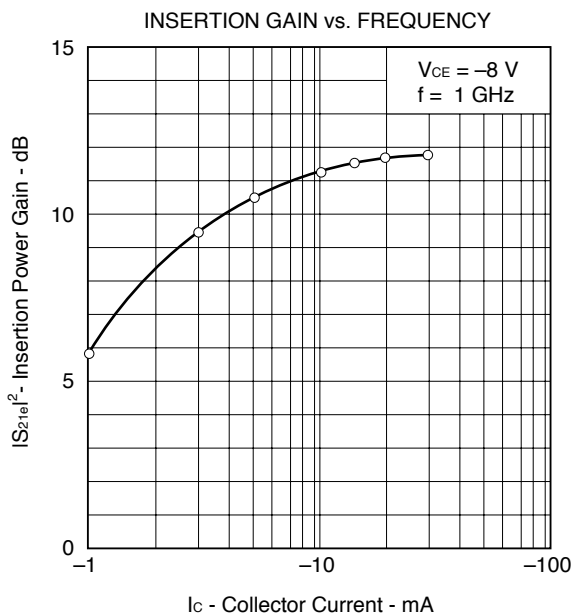
$V_{in} = 1\text{ V}, V_{BB} = -0.5\text{ V}, R_{C1} = R_{C2}$						
R_s	R_C	R_{L1}	R_{L2}	R_E	V_{EE}	V_{CC}
(Ω)	(Ω)	(Ω)	(Ω)	(Ω)	(V)	(V)
160	1 k	200	250	2.7 k	27	26.3

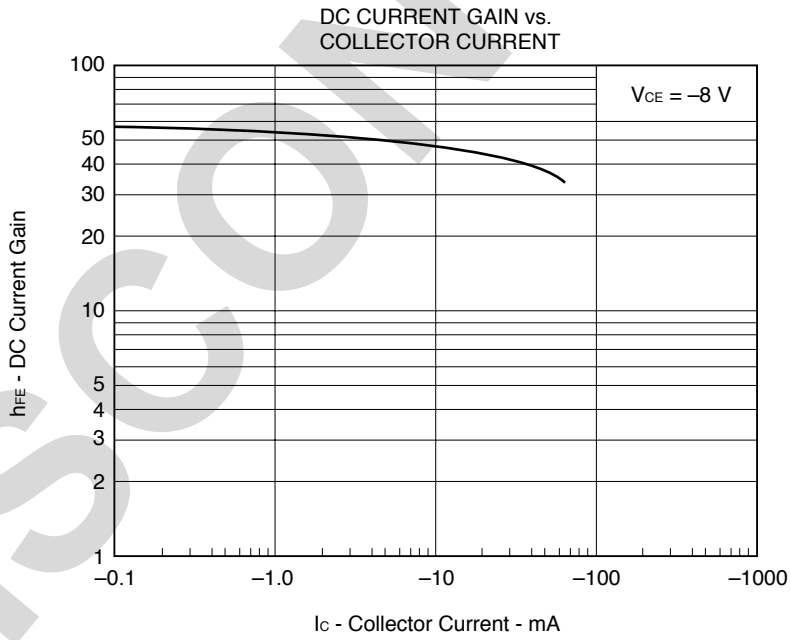
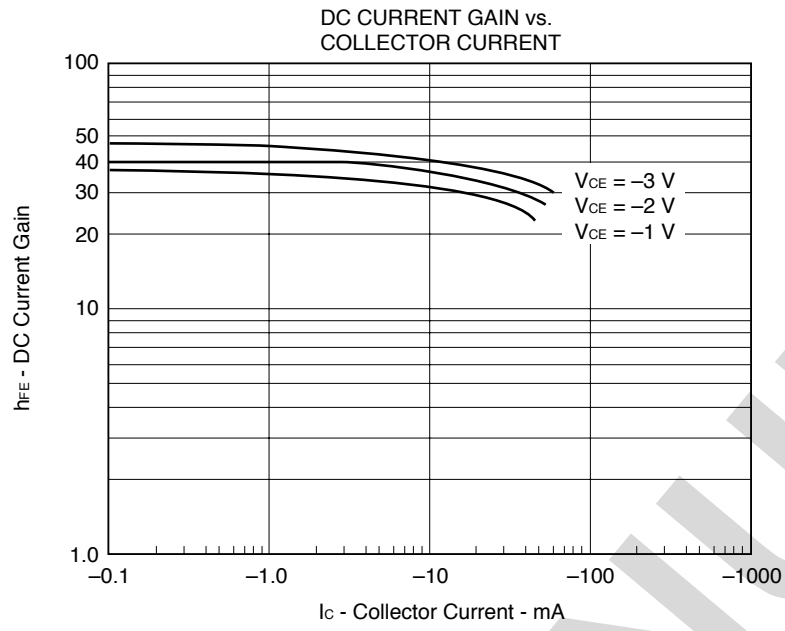
TYPICAL CHARACTERISTICS



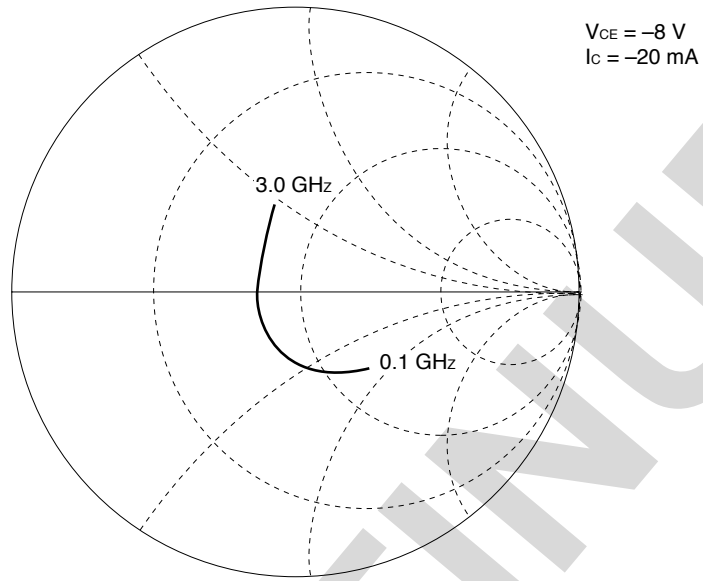
DISCONTINUED



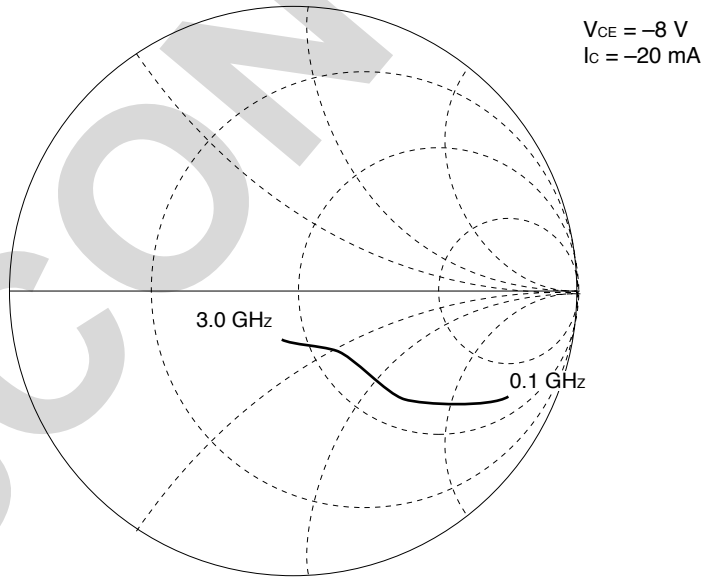




S₁₁



S₂₂



DISCONTINUED

S-PARAMETER(V_{CE} = 1 V, I_C = 5 mA, Z_o = 50 Ω)

f MHz	S ₁₁		S ₂₁		S ₁₂		S ₂₂	
	MAG	ANG	MAG	ANG	MAG	ANG	MAG	ANG
100	0.553	- 43.7	11.03	150.	0.423	71.2	0.666	- 25.0
200	0.460	- 78.2	8.780	129.	0.691	59.4	0.696	- 42.2
300	0.427	- 104	7.003	115.	0.857	54.4	0.556	- 52.9
400	0.393	- 123	5.700	105.	0.983	52.7	0.461	- 59.5
500	0.377	- 138	4.74	97.6	0.109	52.2	0.392	- 64.2
600	0.367	- 149	4.053	91.2	0.120	52.5	0.341	- 67.4
700	0.362	- 159	3.549	85.9	0.131	52.9	0.307	- 70.5
800	0.363	- 168	3.151	81.3	0.143	53.1	0.280	- 73.7
900	0.364	- 175	2.847	77.0	0.154	53.8	0.258	- 76.1
1000	0.365	178	2.603	73.0	0.165	54.0	0.241	- 78.8
1100	0.369	172	2.391	69.3	0.176	54.4	0.227	- 82.0
1200	0.375	166	2.219	66.8	0.188	54.2	0.217	- 84.8
1300	0.376	162	2.070	62.7	0.200	54.4	0.207	- 88.4
1400	0.384	157	1.940	59.4	0.213	54.1	0.200	- 92.0
1500	0.391	153	1.838	56.3	0.225	53.8	0.192	- 94.9
1600	0.399	149	1.744	53.5	0.238	53.4	0.188	- 99.1
1700	0.405	146	1.659	50.8	0.250	52.9	0.184	- 102
1800	0.411	142	1.584	48.2	0.264	52.3	0.184	- 107
1900	0.418	139	1.520	45.6	0.277	51.7	0.182	- 111
2000	0.423	135	1.461	43.1	0.290	51.1	0.181	- 115
2100	0.429	132	1.408	40.9	0.302	50.2	0.180	- 119
2200	0.438	130	1.361	38.6	0.314	49.4	0.182	- 125
2300	0.444	127	1.316	36.4	0.328	48.5	0.181	- 128
2400	0.450	124	1.276	34.2	0.341	47.6	0.187	- 132
2500	0.457	122	1.239	32.3	0.353	46.5	0.188	- 137

S-PARAMETER(V_{CE} = 3 V, I_C = 5 mA, Z_o = 50 Ω)

f MHz	S ₁₁		S ₂₁		S ₁₂		S ₂₂	
	MAG	ANG	MAG	ANG	MAG	ANG	MAG	ANG
100	0.595	- 34.2	11.62	154.	0.0328	74.9	0.902	- 19.4
200	0.511	- 62.8	9.618	134.	0.0573	64.8	0.760	- 33.2
300	0.432	- 86.0	7.920	120.	0.0734	58.5	0.633	- 41.9
400	0.362	- 104	6.575	110.	0.0852	57.1	0.542	- 47.3
500	0.345	- 119	5.511	102.	0.0964	55.9	0.471	- 50.3
600	0.323	- 132	4.749	95.9	0.106	56.4	0.420	- 52.2
700	0.308	- 143	4.177	90.5	0.116	56.6	0.383	- 54.1
800	0.300	- 153	3.712	85.8	0.126	57.1	0.355	- 55.7
900	0.297	- 162	3.359	81.5	0.137	57.3	0.332	- 57.2
1000	0.295	- 170	3.064	77.6	0.147	57.9	0.315	- 58.9
1100	0.297	- 177	2.818	74.0	0.158	57.9	0.299	- 60.6
1200	0.300	176	2.617	70.6	0.169	58.3	0.287	- 62.1
1300	0.303	170	2.439	67.4	0.181	58.1	0.276	- 64.6
1400	0.308	164	2.284	64.2	0.192	58.1	0.266	- 66.5
1500	0.314	160	2.159	61.2	0.203	57.8	0.258	- 68.5
1600	0.322	155	2.046	58.4	0.215	57.5	0.250	- 71.4
1700	0.328	151	1.944	55.7	0.227	57.3	0.243	- 73.6
1800	0.335	147	1.855	53.0	0.240	56.5	0.241	- 76.9
1900	0.341	143	1.774	50.5	0.252	56.1	0.233	- 80.3
2000	0.349	140	1.705	48.1	0.264	55.5	0.230	- 83.1
2100	0.355	136	1.638	45.7	0.276	54.7	0.226	- 86.5
2200	0.364	133	1.583	43.5	0.289	54.2	0.222	- 90.7
2300	0.372	130	1.53	41.2	0.302	53.2	0.218	- 93.6
2400	0.378	128	1.479	39.0	0.314	52.5	0.218	- 97.5
2500	0.386	125	1.439	37.0	0.326	51.7	0.215	- 101.

S-PARAMETER(V_{CE} = 8 V, I_C = 5 mA, Z_o = 50 Ω)

f MHz	S ₁₁		S ₂₁		S ₁₂		S ₂₂	
	MAG	ANG	MAG	ANG	MAG	ANG	MAG	ANG
100	0.679	- 27.6	11.75	156.	0.0289	76.9	0.918	- 15.9
200	0.586	- 51.4	10.01	138.	0.0508	66.6	0.802	- 27.7
300	0.491	- 71.0	8.453	124.	0.0670	61.8	0.690	- 35.3
400	0.417	- 87.3	7.152	114.	0.0780	58.9	0.603	- 39.9
500	0.362	- 100	6.040	106.	0.0886	58.3	0.534	- 42.5
600	0.323	- 113	5.245	99.6	0.0984	57.9	0.485	- 44.0
700	0.293	- 124	4.627	94.2	0.107	58.0	0.448	- 45.5
800	0.274	- 135	4.124	89.4	0.117	58.4	0.419	- 46.6
900	0.261	- 145	3.734	85.0	0.126	58.6	0.396	- 47.7
1000	0.251	- 154	3.419	81.2	0.135	59.4	0.377	- 48.8
1100	0.247	- 162	3.150	77.6	0.145	59.6	0.361	- 50.2
1200	0.245	- 170	2.919	74.2	0.155	59.6	0.350	- 51.4
1300	0.245	- 177	2.720	71.0	0.166	59.8	0.339	- 53.2
1400	0.247	175	2.551	67.8	0.176	59.9	0.327	- 54.6
1500	0.251	169	2.410	64.8	0.187	59.7	0.320	- 56.1
1600	0.258	164	2.283	62.1	0.198	59.5	0.311	- 58.2
1700	0.263	159	2.169	59.3	0.209	59.4	0.305	- 59.8
1800	0.269	154	2.067	56.7	0.221	58.9	0.299	- 62.4
1900	0.276	150	1.977	54.4	0.232	58.6	0.292	- 64.9
2000	0.283	146	1.898	51.8	0.243	58.1	0.287	- 67.0
2100	0.290	142	1.824	49.5	0.256	57.5	0.283	- 69.6
2200	0.298	138	1.762	47.2	0.267	57.0	0.277	- 72.9
2300	0.307	135	1.701	44.9	0.279	56.1	0.272	- 75.1
2400	0.314	132	1.645	42.8	0.291	55.4	0.270	- 78.7
2500	0.321	129	1.597	40.6	0.304	54.7	0.264	- 81.3

S-PARAMETER

($V_{CE} = 8\text{ V}$, $I_C = 20\text{ mA}$, $Z_o = 50\ \Omega$)

f MHz	S ₁₁		S ₂₁		S ₁₂		S ₂₂	
	MAG	ANG	MAG	ANG	MAG	ANG	MAG	ANG
100	0.310	- 47.6	20.39	144.	0.0218	77.0	0.798	- 25.2
200	0.243	- 82.1	14.87	123.	0.0375	72.7	0.611	- 37.8
300	0.205	- 107	11.25	111.	0.0514	71.4	0.488	- 43.1
400	0.165	- 125	8.95	102.	0.0643	71.6	0.417	- 45.1
500	0.172	- 140	7.329	96.6	0.0777	71.5	0.365	- 45.7
600	0.169	- 153	6.232	91.6	0.0909	71.5	0.331	- 45.8
700	0.166	- 163	5.414	87.5	0.104	71.0	0.308	- 46.5
800	0.169	- 173	4.778	83.5	0.117	70.6	0.289	- 47.3
900	0.172	179	4.3	80.2	0.130	70.0	0.274	- 47.9
1000	0.176	172	3.902	77.1	0.143	69.3	0.262	- 49.1
1100	0.182	166	3.576	74.1	0.156	68.6	0.251	- 50.4
1200	0.188	160	3.310	71.2	0.169	67.7	0.244	- 51.5
1300	0.194	156	3.080	68.7	0.182	66.7	0.235	- 53.7
1400	0.202	151	2.875	66.0	0.195	66.0	0.227	- 55.6
1500	0.209	147	2.711	63.4	0.208	64.9	0.221	- 57.0
1600	0.217	144	2.564	61.0	0.221	63.9	0.213	- 59.5
1700	0.224	140	2.431	58.6	0.234	62.8	0.209	- 61.7
1800	0.233	137	2.315	56.4	0.247	61.7	0.204	- 64.7
1900	0.240	134	2.212	54.2	0.259	60.8	0.197	- 67.9
2000	0.247	132	2.123	52.0	0.272	59.8	0.193	- 70.0
2100	0.255	129	2.037	49.8	0.284	58.3	0.188	- 73.3
2200	0.263	126	1.965	47.7	0.296	57.2	0.183	- 77.5
2300	0.272	124	1.896	45.7	0.309	56.1	0.179	- 80.1
2400	0.278	122	1.833	43.7	0.321	54.8	0.177	- 84.0
2500	0.286	120	1.778	41.7	0.332	53.7	0.171	- 87.7

NOTICE

1. Descriptions of circuits, software and other related information in this document are provided only to illustrate the operation of semiconductor products and application examples. You are fully responsible for the incorporation of these circuits, software, and information in the design of your equipment. California Eastern Laboratories and Renesas Electronics assumes no responsibility for any losses incurred by you or third parties arising from the use of these circuits, software, or information.
2. California Eastern Laboratories has used reasonable care in preparing the information included in this document, but California Eastern Laboratories does not warrant that such information is error free. California Eastern Laboratories and Renesas Electronics assumes no liability whatsoever for any damages incurred by you resulting from errors in or omissions from the information included herein.
3. California Eastern Laboratories and Renesas Electronics do not assume any liability for infringement of patents, copyrights, or other intellectual property rights of third parties by or arising from the use of Renesas Electronics products or technical information described in this document. No license, express, implied or otherwise, is granted hereby under any patents, copyrights or other intellectual property rights of California Eastern Laboratories or Renesas Electronics or others.
4. You should not alter, modify, copy, or otherwise misappropriate any Renesas Electronics product, whether in whole or in part. California Eastern Laboratories and Renesas Electronics assume no responsibility for any losses incurred by you or third parties arising from such alteration, modification, copy or otherwise misappropriation of Renesas Electronics product.
5. Renesas Electronics products are classified according to the following two quality grades: "Standard" and "High Quality". The recommended applications for each Renesas Electronics product depends on the product's quality grade, as indicated below. "Standard": Computers; office equipment; communications equipment; test and measurement equipment; audio and visual equipment; home electronic appliances; machine tools; personal electronic equipment; and industrial robots etc. "High Quality": Transportation equipment (automobiles, trains, ships, etc.); traffic control systems; anti-disaster systems; anti-crime systems; and safety equipment etc. Renesas Electronics products are neither intended nor authorized for use in products or systems that may pose a direct threat to human life or bodily injury (artificial life support devices or systems, surgical implantations etc.), or may cause serious property damages (nuclear reactor control systems, military equipment etc.). You must check the quality grade of each Renesas Electronics product before using it in a particular application. You may not use any Renesas Electronics product for any application for which it is not intended. California Eastern Laboratories and Renesas Electronics shall not be in any way liable for any damages or losses incurred by you or third parties arising from the use of any Renesas Electronics product for which the product is not intended by California Eastern Laboratories or Renesas Electronics.
6. You should use the Renesas Electronics products described in this document within the range specified by California Eastern Laboratories, especially with respect to the maximum rating, operating supply voltage range, movement power voltage range, heat radiation characteristics, installation and other product characteristics. California Eastern Laboratories shall have no liability for malfunctions or damages arising out of the use of Renesas Electronics products beyond such specified ranges.
7. Although Renesas Electronics endeavors to improve the quality and reliability of its products, semiconductor products have specific characteristics such as the occurrence of failure at a certain rate and malfunctions under certain use conditions. Further, Renesas Electronics products are not subject to radiation resistance design. Please be sure to implement safety measures to guard them against the possibility of physical injury, and injury or damage caused by fire in the event of the failure of a Renesas Electronics product, such as safety design for hardware and software including but not limited to redundancy, fire control and malfunction prevention, appropriate treatment for aging degradation or any other appropriate measures. Because the evaluation of microcomputer software alone is very difficult, please evaluate the safety of the final products or systems manufactured by you.
8. Please contact a California Eastern Laboratories sales office for details as to environmental matters such as the environmental compatibility of each Renesas Electronics product. Please use Renesas Electronics products in compliance with all applicable laws and regulations that regulate the inclusion or use of controlled substances, including without limitation, the EU RoHS Directive. California Eastern Laboratories and Renesas Electronics assume no liability for damages or losses occurring as a result of your noncompliance with applicable laws and regulations.
9. Renesas Electronics products and technology may not be used for or incorporated into any products or systems whose manufacture, use, or sale is prohibited under any applicable domestic or foreign laws or regulations. You should not use Renesas Electronics products or technology described in this document for any purpose relating to military applications or use by the military, including but not limited to the development of weapons of mass destruction. When exporting the Renesas Electronics products or technology described in this document, you should comply with the applicable export control laws and regulations and follow the procedures required by such laws and regulations.
10. It is the responsibility of the buyer or distributor of California Eastern Laboratories, who distributes, disposes of, or otherwise places the Renesas Electronics product with a third party, to notify such third party in advance of the contents and conditions set forth in this document, California Eastern Laboratories and Renesas Electronics assume no responsibility for any losses incurred by you or third parties as a result of unauthorized use of Renesas Electronics products.
11. This document may not be reproduced or duplicated in any form, in whole or in part, without prior written consent of California Eastern Laboratories.
12. Please contact a California Eastern Laboratories sales office if you have any questions regarding the information contained in this document or Renesas Electronics products, or if you have any other inquiries.

NOTE 1: "Renesas Electronics" as used in this document means Renesas Electronics Corporation and also includes its majority-owned subsidiaries.

NOTE 2: "Renesas Electronics product(s)" means any product developed or manufactured by or for Renesas Electronics.

NOTE 3: Products and product information are subject to change without notice.


CEL Headquarters • 4590 Patrick Henry Drive, Santa Clara, CA 95054 • Phone (408) 919-2500 • www.cel.com

For a complete list of sales offices, representatives and distributors,
Please visit our website: www.cel.com/contactus

Looking for pricing, stock, or lifecycle information?

Click below to explore more details on WIN SOURCE:

 [View 2SA1977-T1B-A on WIN SOURCE](#)

 [CEL Information](#)

Optimize Your Supply Chain with WIN SOURCE Solutions

-  Global Sourcing Solution
-  Obsolete Management
-  Cost Control Management
-  Shortage Management
-  Alternative Solution
-  Excess Inventory Management