

2SC3931

Silicon NPN epitaxial planar type

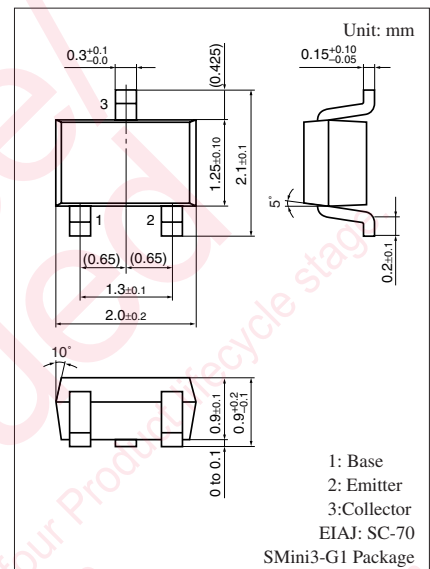
For high-frequency amplification

■ Features

- Optimum for RF amplification of FM/AM radios
- High transition frequency f_T
- S-Mini type package, allowing downsizing of the equipment and automatic insertion through the tape packing

■ Absolute Maximum Ratings $T_a = 25^\circ\text{C}$

Parameter	Symbol	Rating	Unit
Collector-base voltage (Emitter open)	V_{CBO}	30	V
Collector-emitter voltage (Base open)	V_{CEO}	20	V
Emitter-base voltage (Collector open)	V_{EBO}	3	V
Collector current	I_C	15	mA
Collector power dissipation	P_C	150	mW
Junction temperature	T_j	150	$^\circ\text{C}$
Storage temperature	T_{stg}	-55 to +150	$^\circ\text{C}$



Marking Symbol: U

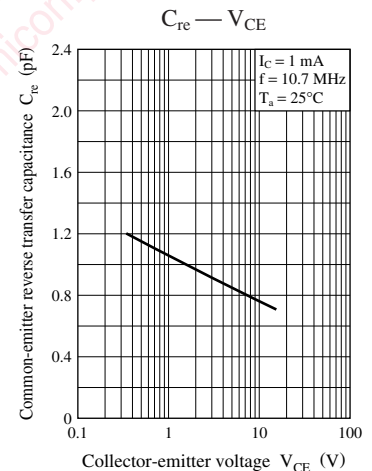
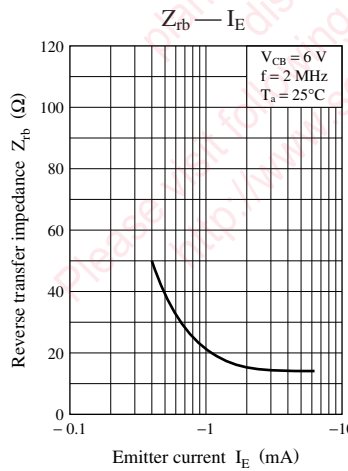
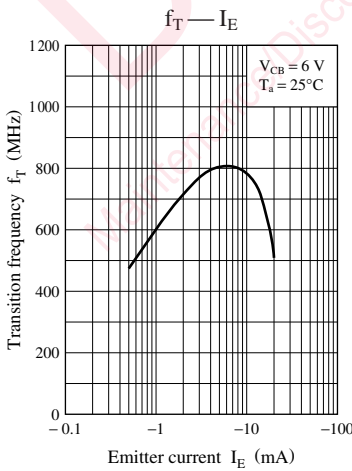
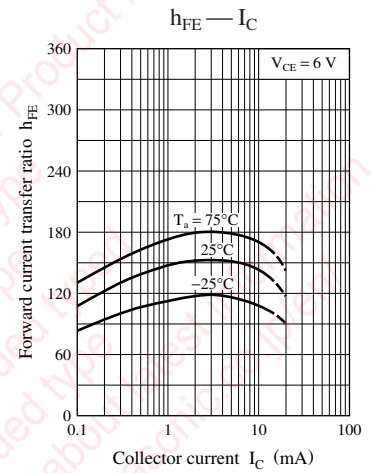
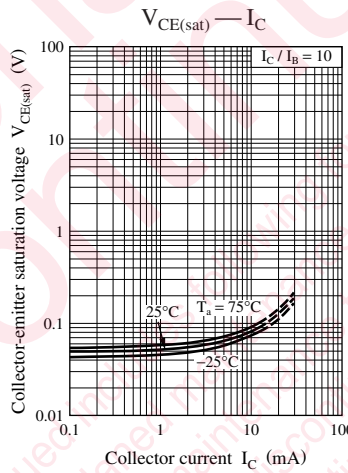
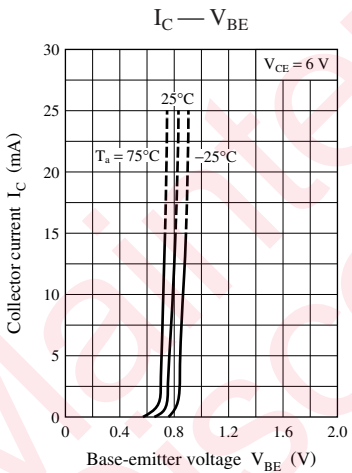
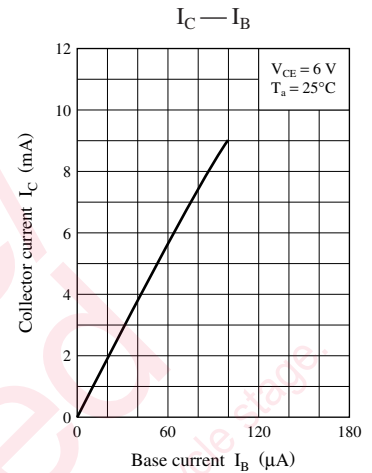
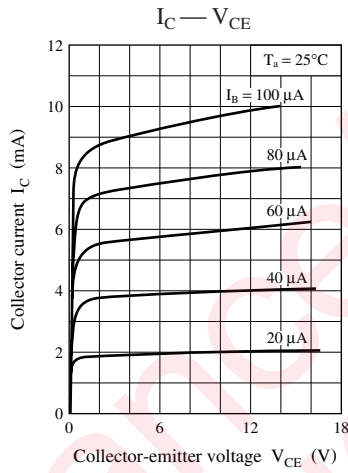
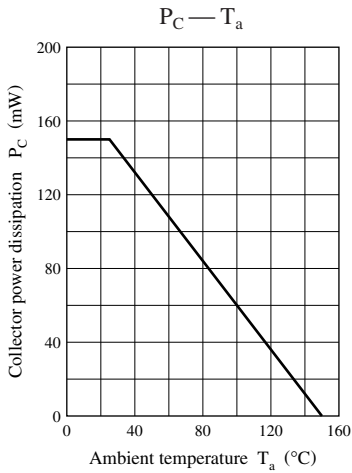
■ Electrical Characteristics $T_a = 25^\circ\text{C} \pm 3^\circ\text{C}$

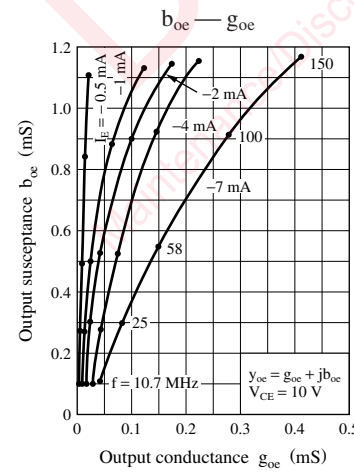
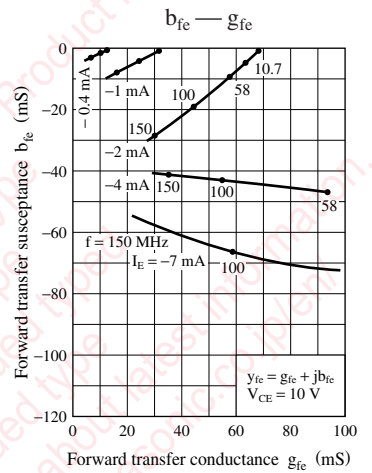
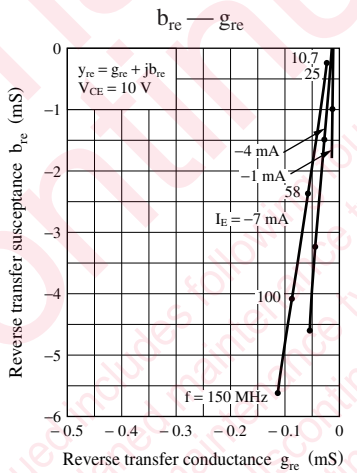
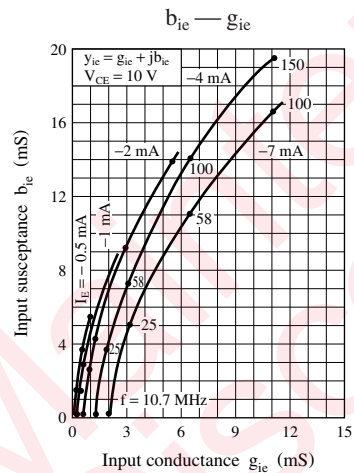
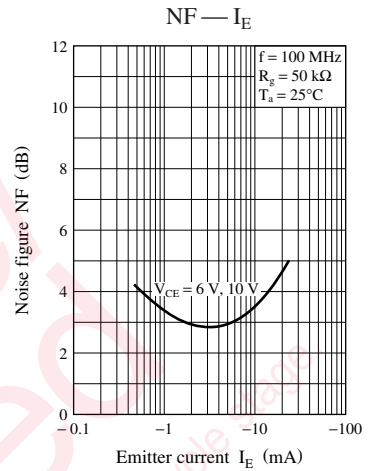
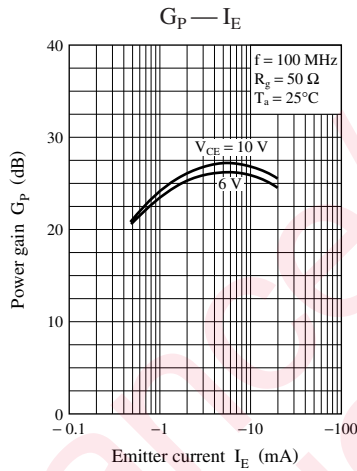
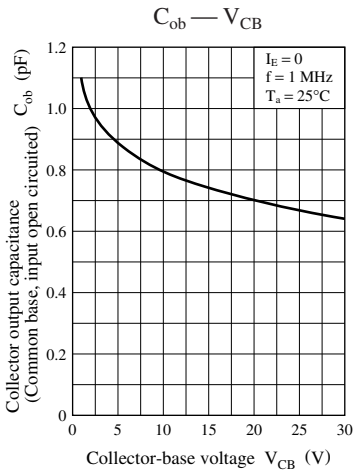
Parameter	Symbol	Conditions	Min	Typ	Max	Unit
Collector-base voltage (Emitter open)	V_{CBO}	$I_C = 10 \mu\text{A}$, $I_E = 0$	30			V
Emitter-base voltage (Collector open)	V_{EBO}	$I_E = 10 \mu\text{A}$, $I_C = 0$	3			V
Base-emitter voltage	V_{BE}	$V_{CB} = 6 \text{ V}$, $I_E = -1 \text{ mA}$		720		mV
Forward current transfer ratio *	h_{FE}	$V_{CB} = 6 \text{ V}$, $I_E = -1 \text{ mA}$	65		260	—
Transition frequency	f_T	$V_{CB} = 6 \text{ V}$, $I_E = -1 \text{ mA}$, $f = 200 \text{ MHz}$	450	650		MHz
Common-emitter reverse transfer capacitance	C_{re}	$V_{CB} = 6 \text{ V}$, $I_E = -1 \text{ mA}$, $f = 10.7 \text{ MHz}$		0.8	1.0	pF
Power gain	G_P	$V_{CB} = 6 \text{ V}$, $I_E = -1 \text{ mA}$, $f = 100 \text{ MHz}$		24		dB
Noise figure	NF	$V_{CB} = 6 \text{ V}$, $I_E = -1 \text{ mA}$, $f = 100 \text{ MHz}$		3.3		dB

Note) 1. Measuring methods are based on JAPANESE INDUSTRIAL STANDARD JIS C 7030 measuring methods for transistors.

2. *: Rank classification

Rank	C	D
h_{FE}	65 to 160	100 to 260





utions in using the technical information and scribed in this book

s book is to be exported or provided to non-residents, the laws and
rd to security export control, must be observed.

ly to show the main characteristics and application circuit examples
l property right or other right owned by our company or any other
any as to the infringement upon any such right owned by any other
rmation described in this book.

standard applications or general electronic equipment (such as office
and household appliances).

ng applications:

biles, traffic control equipment, combustion equipment, life support
reliability are required, or if the failure or malfunction of the prod-

are subject to change without notice for modification and/or im-
use of the products, therefore, ask for the most up-to-date Product
satisfy your requirements.

bsolute maximum rating and the guaranteed operating conditions
(.). Especially, please be careful not to exceed the range of absolute
r-off and mode-switching. Otherwise, we will not be liable for any

take into the consideration of incidence of break down and failure
n the systems such as redundant design, arresting the spread of fire
al injury, fire, social damages, for example, by using the products.

own and characteristics change due to external factors (ESD, EOS,
mounting or at customer's process. When using products for which
shelf life and the elapsed time since first opening the packages.

ly or partially, without the prior written permission of Matsushita







Looking for pricing, stock, or lifecycle information?

Click below to explore more details on WIN SOURCE:

 [View 2SC39310CL on WIN SOURCE](#)

 [Panasonic Information](#)

Optimize Your Supply Chain with WIN SOURCE Solutions

-  Global Sourcing Solution
-  Obsolete Management
-  Cost Control Management
-  Shortage Management
-  Alternative Solution
-  Excess Inventory Management