




# THE DATASHEET OF MBR3050FCT



### Main product characteristics

$I_{F(AV)}$	30A (2 x 15A)
$V_{RRM}$	40V to 200V
$T_{j(MAX)}$	175°C



### Features and benefits

- Plastic package with UL 94V-0 flammability classification
- Flame retardant epoxy molding component
- Guardring for overvoltage protection
- Low power loss, high efficiency
- RoHS compliant (2002/95/EC)

### Description and applications

Double Schottky configuration for use in low voltage, high frequency inverters, free wheeling and polarity protection applications. The Metal silicon junction means the devices are majority carrier conduction leading to low power loss and high efficiency.

### Electrical characteristics<sup>(1)</sup>

Symbol	Parameter	MBR3040CT	MBR3045CT	MBR3050CT	MBR3060CT	MBR3080CT	MBR3090CT	MBR30100CT	MBR30150CT	MBR30200CT	Unit
$V_{RRM}$	Max Peak Repetitive Reverse Voltage	40	45	50	60	80	90	100	150	200	V
$V_{R(RMS)}$	Max RMS Reverse Voltage	28	31.5	35	42	56	63	70	105	140	V
$V_R$	Max DC Blocking Voltage	40	45	50	60	80	90	100	150	200	V
$I_{F(AV)}$	Max average forward current (see fig.1)	30									A
$I_{FSM}$	Non repetitive peak forward surge current (8.3ms single half sine wave)	275									A
$V_F$	Max forward voltage @ 15A (per leg)	0.70	0.75	0.80				0.90		V	
$I_R^{(2)}$	Maximum instantaneous reverse current at rated $V_R$ $T_J = 25^\circ\text{C}$	0.05									mA
	reverse current at rated $V_R$ $T_J = 125^\circ\text{C}$	20									
$T_{STG}, T_J$	Storage and Junction temperature	-55 to +150				-65 to +175					°C

<sup>(1)</sup> All ratings at 25°C unless specified otherwise

<sup>(2)</sup> Measured with a test pulse of 380µs to minimize self-heating effect

## Schottky Barrier Rectifiers

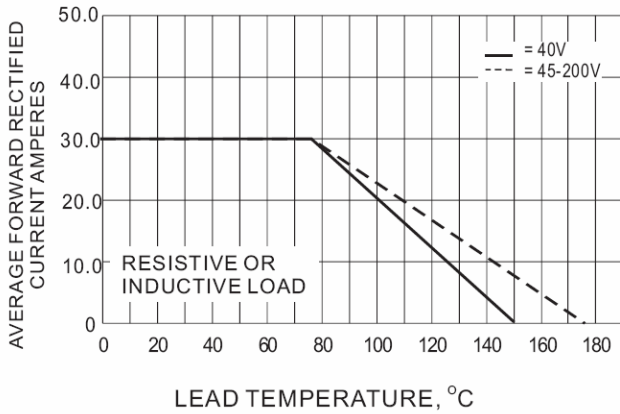


Fig.1 Forward current derating curve. For resistive or inductive load. For capacitive load derate by 20%

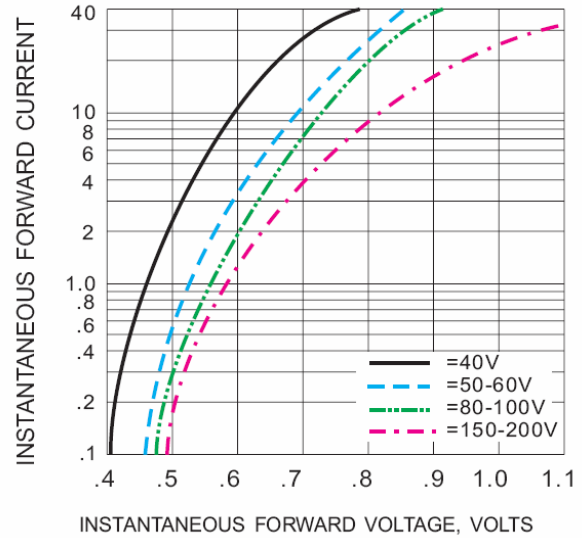


Fig.2 Typical instantaneous forward characteristics

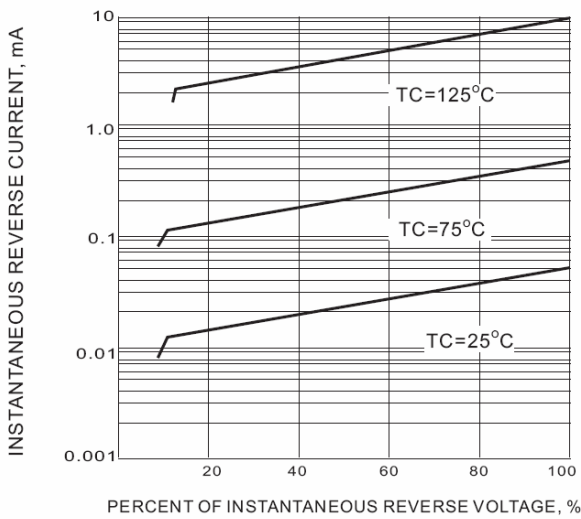


Fig.3 Typical reverse characteristics

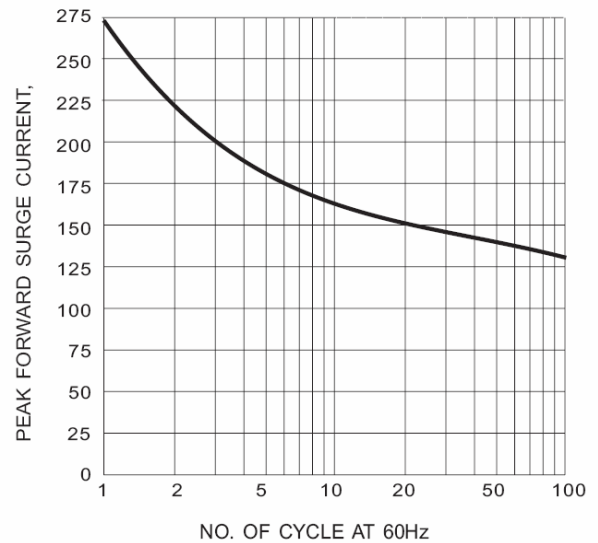


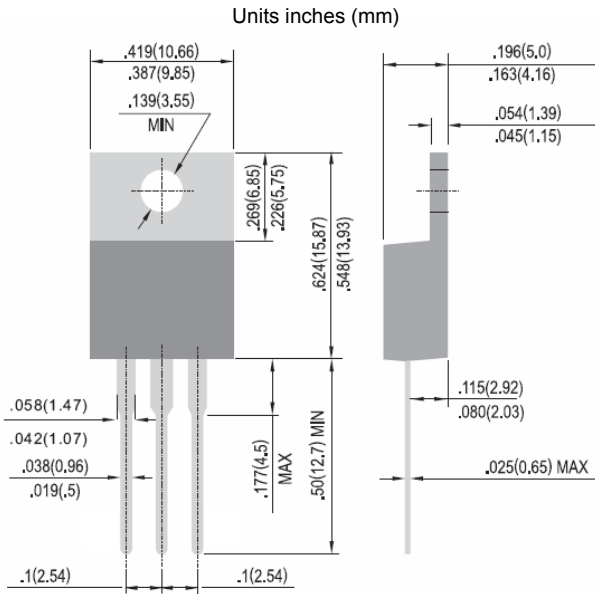
Fig.4 Maximum non repetitive surge current

### Thermal Characteristics

Symbol	Parameter	Value	Unit
$R_{\theta JC}$	Junction to case	1.4	°C/W

### Mechanical Characteristics

#### Physical dimensions



### Ordering information

Product order code	Marking	Package	Weight	Base qty	Delivery mode
MBR30xxxCTe3/TU	MSC yyww MBR30xxxCT →   ←	TO-220AB	1.895 g	2000	Tube

Commercial Business Unit  
Microsemi Corporation

Microsemi Commercial Offshore de Macau Limitada  
Avenida Doutor Mario Soares  
Bank of China Building, 18/F, Unit D  
Macau SAR

Please refer to [www.microsemi.com](http://www.microsemi.com) for the terms and conditions of purchase

## Looking for pricing, stock, or lifecycle information?

Click below to explore more details on WIN SOURCE:

- ⊖ [View MBR3050FCT on WIN SOURCE](#)
- ⊖ [Microsemi Corporation Information](#)

## Optimize Your Supply Chain with WIN SOURCE Solutions

- ✓ Global Sourcing Solution
- ✓ Obsolete Management
- ✓ Cost Control Management
- ✓ Shortage Management
- ✓ Alternative Solution
- ✓ Excess Inventory Management