

2SD1266, 2SD1266A

Silicon NPN triple diffusion planar type

For power amplification

■ Features

- High forward current transfer ratio h_{FE} which has satisfactory linearity
- Low collector-emitter saturation voltage $V_{CE(sat)}$
- Full-pack package which can be installed to the heat sink with one screw

■ Absolute Maximum Ratings $T_a = 25^\circ\text{C}$

Parameter	Symbol	Rating	Unit	
Collector-base voltage (Emitter open)	2SD1266	V_{CBO}	60	V
	2SD1266A		80	
Collector-emitter voltage (Base open)	2SD1266	V_{CEO}	60	V
	2SD1266A		80	
Emitter-base voltage (Collector open)	V_{EBO}	6	V	
Collector current	I_C	3	A	
Peak collector current	I_{CP}	5	A	
Collector power dissipation	$T_C = 25^\circ\text{C}$	P_C	35	W
			2.0	
Junction temperature	T_j	150	$^\circ\text{C}$	
Storage temperature	T_{stg}	-55 to +150	$^\circ\text{C}$	

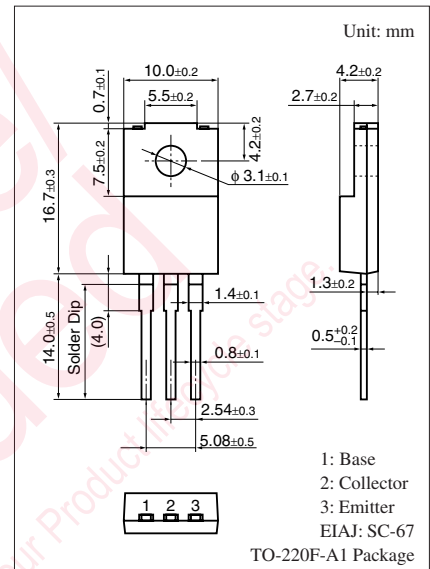
■ Electrical Characteristics $T_a = 25^\circ\text{C} \pm 3^\circ\text{C}$

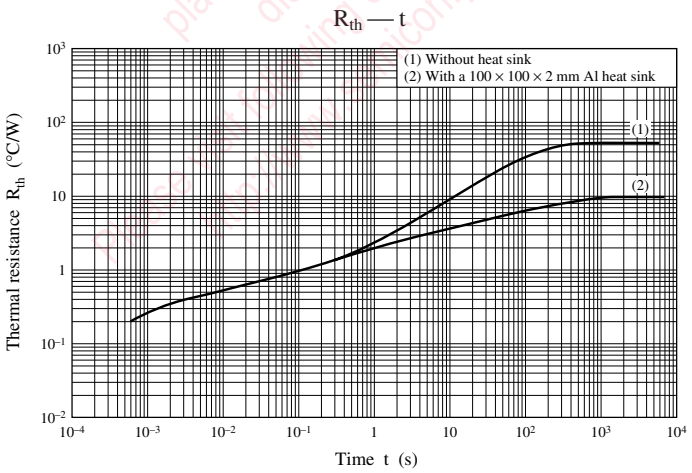
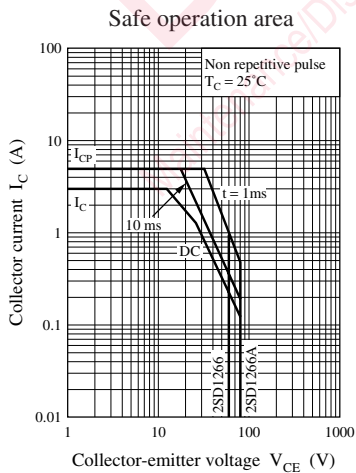
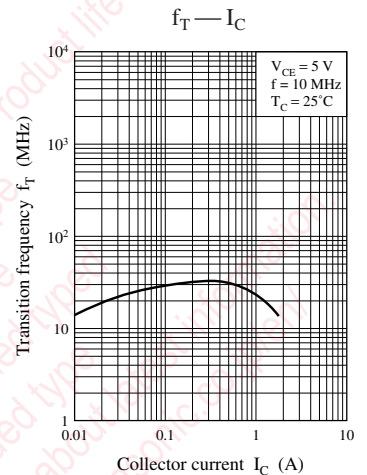
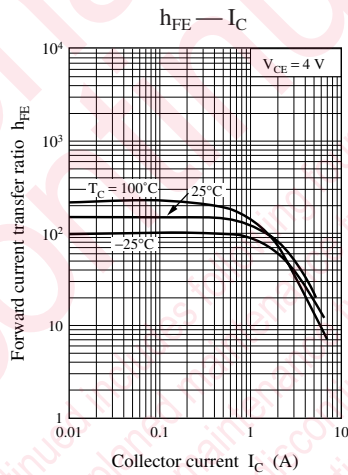
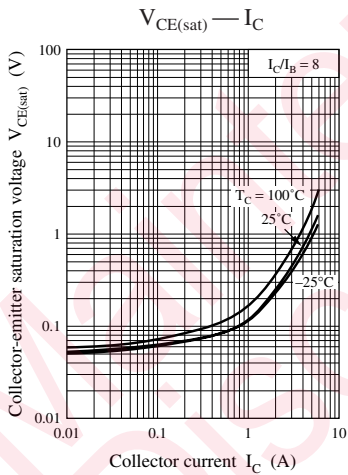
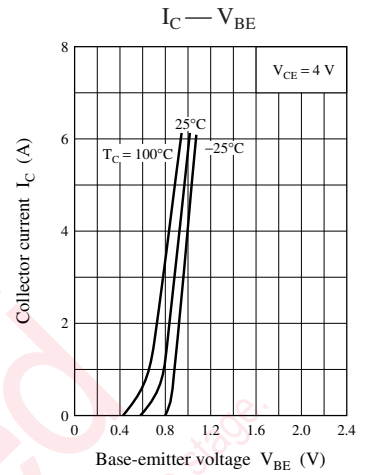
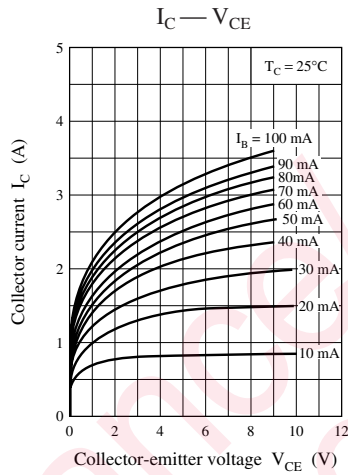
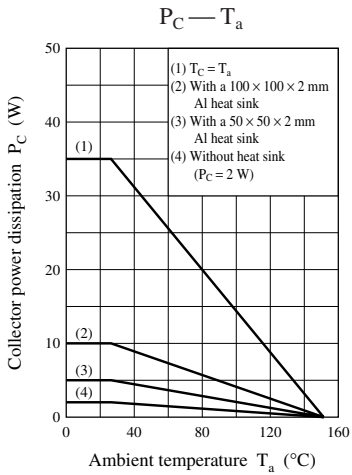
Parameter	Symbol	Conditions	Min	Typ	Max	Unit
Collector-emitter voltage (Base open)	2SD1266	$I_C = 30\text{ mA}, I_B = 0$	60			V
	2SD1266A		80			
Base-emitter voltage	V_{BE}	$V_{CE} = 4\text{ V}, I_C = 3\text{ A}$			1.8	V
Collector-emitter cutoff current (E-B short)	2SD1266	$V_{CE} = 60\text{ V}, V_{BE} = 0$			200	μA
	2SD1266A	$V_{CE} = 80\text{ V}, V_{BE} = 0$			200	
Collector-emitter cutoff current (Base open)	2SD1266	$V_{CE} = 30\text{ V}, I_B = 0$			300	μA
	2SD1266A	$V_{CE} = 60\text{ V}, I_B = 0$			300	
Emitter-base cutoff current (Collector open)	I_{EBO}	$V_{EB} = 6\text{ V}, I_C = 0$			1	mA
Forward current transfer ratio	h_{FE1}^*	$V_{CE} = 4\text{ V}, I_C = 1\text{ A}$	70		320	—
	h_{FE2}	$V_{CE} = 4\text{ V}, I_C = 3\text{ A}$	10			
Collector-emitter saturation voltage	$V_{CE(sat)}$	$I_C = 3\text{ A}, I_B = 0.375\text{ A}$			1.2	V
Transition frequency	f_T	$V_{CE} = 10\text{ V}, I_C = 0.5\text{ A}, f = 10\text{ MHz}$		30		MHz
Turn-on time	t_{on}	$I_C = 1\text{ A}, I_{B1} = 0.1\text{ A}, I_{B2} = -0.1\text{ mA}$		0.5		μs
Storage time	t_{stg}	$V_{CC} = 50\text{ V}$		2.5		μs
Fall time	t_f			0.4		μs

Note) 1. Measuring methods are based on JAPANESE INDUSTRIAL STANDARD JIS C 7030 measuring methods for transistors.

2. *: Rank classification

Rank	Q	P	O
h_{FE1}	70 to 150	120 to 250	160 to 320





utions in using the technical information and scribed in this book

s book is to be exported or provided to non-residents, the laws and
rd to security export control, must be observed.

ly to show the main characteristics and application circuit examples
l property right or other right owned by our company or any other
any as to the infringement upon any such right owned by any other
rmation described in this book.

standard applications or general electronic equipment (such as office
and household appliances).

ng applications:

biles, traffic control equipment, combustion equipment, life support
reliability are required, or if the failure or malfunction of the prod-

ck are subject to change without notice for modification and/or im-
use of the products, therefore, ask for the most up-to-date Product
atisfy your requirements.

bsolute maximum rating and the guaranteed operating conditions
(.). Especially, please be careful not to exceed the range of absolute
er-off and mode-switching. Otherwise, we will not be liable for any

take into the consideration of incidence of break down and failure
n the systems such as redundant design, arresting the spread of fire
al injury, fire, social damages, for example, by using the products.

own and characteristics change due to external factors (ESD, EOS,
mounting or at customer's process. When using products for which
shelf life and the elapsed time since first opening the packages.

ly or partially, without the prior written permission of Matsushita

Looking for pricing, stock, or lifecycle information?

Click below to explore more details on WIN SOURCE:

 [View 2SD1266A on WIN SOURCE](#)

 [Panasonic Information](#)

Optimize Your Supply Chain with WIN SOURCE Solutions

-  Global Sourcing Solution
-  Obsolete Management
-  Cost Control Management
-  Shortage Management
-  Alternative Solution
-  Excess Inventory Management