



THE DATASHEET OF
2SD1763



Power Transistor (−160V, −1.5A)

2SB1275 / 2SB1236A / 2SB1569A / 2SB1186A

●Features

- 1) High breakdown voltage. ($BV_{CEO} = -160V$)
- 2) Low collector output capacitance. (Typ. 30pF at $V_{CB} = 10V$)
- 3) High transition frequency. ($f_T = 50MHz$)
- 4) Complements the 2SD1918 / 2SD1857A / 2SD2400A / 2SD1763A.

●Packaging specifications and hfe

Type	2SB1275	2SB1236A	2SB1569A	2SB1186A
Package	CPT3	ATV	TO-220FN	TO-220FP
hFE	NP	PQ	E	DE
Code	TL	TV2	—	—
Basic ordering unit (pieces)	2500	2500	500	500

●Absolute maximum ratings (Ta=25°C)

Parameter	Symbol	Limits	Unit	
Collector-base voltage	V_{CBO}	-160	V	
Collector-emitter voltage	V_{CEO}	-160	V	
Emitter-base voltage	V_{EBO}	-5	V	
Collector current	I_C	-1.5	A (DC)	
		-3	A (Pulse) *1	
Collector power dissipation	P_C	1	W ($T_C = 25^\circ C$)	
		10		
		1	W *2	
		2		
Junction temperature		TJ	150	°C
Storage temperature		Tstg	-55 ~ +150	°C

*1 Single pulse $P_w = 100ms$

*2 Printed circuit board 1.7mm thick, collector plating $1cm^2$ or larger.

●Electrical characteristics (Ta=25°C)

Parameter	Symbol	Min.	Typ.	Max.	Unit	Conditions
Collector-base breakdown voltage	BV_{CBO}	-160	—	—	V	$I_C = -50 \mu A$
Collector-emitter breakdown voltage	BV_{CEO}	-160	—	—	V	$I_C = -1mA$
Emitter-base breakdown voltage	BV_{EBO}	-5	—	—	V	$I_E = -50 \mu A$
Collector cutoff current	I_{CBO}	—	—	-1	μA	$V_{CB} = -120V$
Emitter cutoff current	I_{EBO}	—	—	-1	μA	$V_{EB} = -4V$
Collector-emitter saturation voltage	$V_{CE(sat)}$	—	—	-2	V	$I_C/I_E = -1A/-0.1A$ *
Base-emitter saturation voltage	$V_{BE(sat)}$	—	—	-1.5	V	$I_C/I_E = -1A/-0.1A$ *
DC current transfer ratio	2SB1275	hFE	56	—	180	$V_{CE} = -5V, I_C = -1A$
	2SB1236A		82	—	270	
	2SB1569A		100	—	200	
	2SB1186A		60	—	200	
Transition frequency	f_T	—	50	—	MHz	$V_{CE} = -5V, I_E = 0.1A, f = 30MHz$
Output capacitance	C_{ob}	—	30	—	pF	$V_{CB} = -10V, I_E = 0A, f = 1MHz$

* Measured using pulse current.

(96-612-A58)

Power Transistor (160V, 1.5A)

2SD2211 / 2SD1918 / 2SD1857A / 2SD2400A / 2SD1763A

●Features

- 1) High breakdown voltage. ($BV_{CEO} = 160V$)
- 2) Low collector output capacitance. (Typ. 20pF at $V_{CB} = 10V$)
- 3) High transition frequency. ($f_T = 80MHz$)
- 4) Complements the 2SB1275 / 2SB1236A / 2SB1569A / 2SB1186A.

●Packaging specifications and hfe

Type	2SD2211	2SD1918	2SD1857A	2SD2400A	2SD1763A
Package	MPT3	CPT3	ATV	TO-220FN	TO-220FP
hFE	Q	Q	PQ	E	DE
Marking	DQ*	—	—	—	—
Code	T100	TL	TV2	—	—
Basic ordering unit (pieces)	1000	2500	2500	500	500

* Denotes hFE

●Absolute maximum ratings (Ta=25°C)

Parameter	Symbol	Limits	Unit	
Collector-base voltage	V_{CBO}	160	V	
Collector-emitter voltage	V_{CEO}	160	V	
Emitter-base voltage	V_{EBO}	5	V	
Collector current	I_C	1.5	A (DC)	
		3	A (Pulse) *1	
Collector power dissipation	P_C	1	W *2	
		2		
		1	W *3	
		10		
		2		
Junction temperature		TJ	150	°C
Storage temperature		Tstg	-55 ~ +150	°C

*1 Single pulse $P_w = 100ms$

*2 Printed circuit board 1.7mm thick, collector plating $1cm^2$ or larger.

*3 When mounted on a $40 \times 40 \times 0.7mm$ ceramic board.

●Electrical characteristics (Ta=25°C)



Parameter	Symbol	Min.	Typ.	Max.	Unit	Conditions
Collector-base breakdown voltage	BV_{CBO}	160	—	—	V	$I_C = 50 \mu A$
Collector-emitter breakdown voltage	BV_{CEO}	160	—	—	V	$I_C = 1mA$
Emitter-base breakdown voltage	BV_{EBO}	5	—	—	V	$I_E = 50 \mu A$
Collector cutoff current	I_{CBO}	—	—	1	μA	$V_{CB} = 120V$
Emitter cutoff current	I_{EBO}	—	—	1	μA	$V_{EB} = 4V$
Collector-emitter saturation voltage	$V_{CE(sat)}$	—	—	2	V	$I_C/I_E = 1A/0.1A$ *
Base-emitter saturation voltage	$V_{BE(sat)}$	—	—	1.5	V	$I_C/I_E = 1A/0.1A$ *
DC current transfer ratio	2SD2211, 2SD1918	hFE	120	—	390	$V_{CE}/I_C = 5V/0.1A$
	2SD1857A		82	—	270	
	2SD2400A		100	—	200	
	2SD1763A		60	—	200	
Transition frequency	f_T	—	80	—	MHz	$V_{CE} = 5V, I_E = -0.1A, f = 30MHz$
Output capacitance	C_{ob}	—	20	—	pF	$V_{CB} = 10V, I_E = 0A, f = 1MHz$

* Measured using pulse current.



(96-744-C58)

Looking for pricing, stock, or lifecycle information?

Click below to explore more details on WIN SOURCE:

-  [View 2SD1763 on WIN SOURCE](#)
-  [Rohm Semiconductor Information](#)

Optimize Your Supply Chain with WIN SOURCE Solutions

-  Global Sourcing Solution
-  Obsolete Management
-  Cost Control Management
-  Shortage Management
-  Alternative Solution
-  Excess Inventory Management