



**THE DATASHEET OF
MEM2012P50R0**



3-terminal Filters(SMD) For Wide-band

Conformity to RoHS Directive

MEM Series MEM2012P Type

FEATURES

- Multilayer chip EMC filter that is small and low-profile due to the use of a π -type circuit.
- Entirely monolithic structure results in high reliability.
- Due to closed magnetic circuit architecture, high-density installation becomes possible, and crosstalk generation is prevented.
- Steep attenuation characteristic plot. Highly effective noise suppression.
- Covers a wide range of frequencies.
- π -type circuit with 1 coil / 2 capacitors construction.

APPLICATIONS

Computers, computer peripherals, VCRs, TVs, car audio equipment, printers, game machines, etc.

TEMPERATURE RANGES

Operating/Storage	-40 to +85°C
-------------------	--------------

PRODUCT IDENTIFICATION

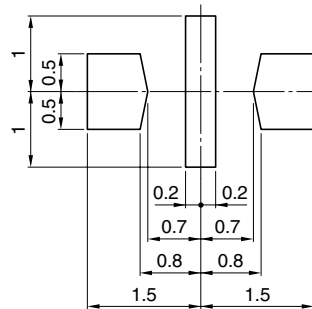
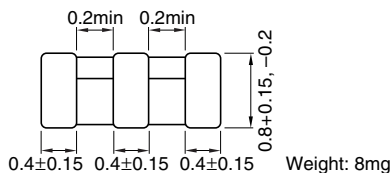
MEM	2012	P	10R0	T
(1)	(2)	(3)	(4)	(5)

- (1) Series name
 (2) Dimensions L×W
 (3) π -type circuit
 (4) Cutoff frequency 10R0:10MHz
 (5) Packaging style T:Taping

PACKAGING STYLE AND QUANTITIES

Packaging style	Quantity
Taping	4000 pieces / reel

SHAPES AND DIMENSIONS/RECOMMENDED PC BOARD PATTERN



Dimensions in mm

ELECTRICAL CHARACTERISTICS

Part No.	Cutoff frequency (MHz)	Attenuation (dB)min.	Rated voltage Edc(V)max.	Rated current Idc(mA)max.
MEM2012P10R0	10	20[0.2 to 2GHz]	12	200
MEM2012P25R0	25	20[0.3 to 2GHz]	12	200
MEM2012P50R0	50	20[0.4 to 2GHz]	12	200
MEM2012P75R0	75	20[0.7 to 2GHz]	12	200
MEM2012P101R	100	20[1.5 to 2GHz]	12	200

- Conformity to RoHS Directive: This means that, in conformity with EU Directive 2002/95/EC, lead, cadmium, mercury, hexavalent chromium, and specific bromine-based flame retardants, PBB and PBDE, have not been used, except for exempted applications.

- Please contact our Sales office when your application are considered the following:
 The device's failure or malfunction may directly endanger human life (e.g. application for automobile/aircraft/medical/nuclear power devices, etc.)

- All specifications are subject to change without notice.

TYPICAL ELECTRICAL CHARACTERISTICS ATTENUATION vs. FREQUENCY CHARACTERISTICS



MEASURING CIRCUIT





RECOMMENDED SOLDERING CONDITION REFLOW SOLDERING



Looking for pricing, stock, or lifecycle information?

Click below to explore more details on WIN SOURCE:

-  [View MEM2012P50R0](#) on WIN SOURCE
-  [TDK Corporation](#) Information

Optimize Your Supply Chain with WIN SOURCE Solutions

-  Global Sourcing Solution
-  Obsolete Management
-  Cost Control Management
-  Shortage Management
-  Alternative Solution
-  Excess Inventory Management