



**THE DATASHEET OF
MLK1005S10NJT000**



Inductors for high frequency circuits
Multilayer ceramic
MLK series



MLK1005 type



FEATURES

- With the adoption of a giga-spiral laminated structure, a self-resonant frequency higher than that of the MLG structure can be obtained, while the decrease of Q in the GHz band is limited.
- Monolithic structure is formed using a multilayering and sintering process with ceramic and conductive materials for high-frequency.
- There is no directivity.
- Operating temperature range: -55 to +125°C

APPLICATION

- Smart phones, tablet terminals, high frequency modules (PAs, VCOs, FEMs , etc.), Bluetooth, W-LAN, UWB, tuners and other high frequency circuits for the mobile communication industry
- Application guides: [Smart phones/tablets](#)

PART NUMBER CONSTRUCTION

| | | | | | | |
|-------------|------------------------------------|-----------------|--------------------|-------------------------|-----------------|---------------|
| MLK | 1005 | S | 1N0 | S | T | 000 |
| Series name | L×W×H dimensions 1.0×0.5×0.5 mm | Characteristics | Inductance (nH) | Inductance tolerance | Packaging style | Internal code |



MLK1005 type

CHARACTERISTICS SPECIFICATION TABLE

| L (nH) | Q Tolerance | Q min. | Q measuring frequency (MHz) | Self-resonant frequency | | DC resistance | | Rated current (mA)max. | Part No. |
|-----------|--------------------|-----------|-----------------------------------|----------------------------|-----------|------------------|------------------|---------------------------|----------------------------------|
| | | | | (GHz)min. | (GHz)typ. | (Ω)max. | (Ω)typ. | | |
| 1.0 | $\pm 0.3\text{nH}$ | 5 | 100 | 12.0 | 16.9 | 0.10 | 0.05 | 500 | MLK1005S1N0ST000 |
| 1.1 | $\pm 0.3\text{nH}$ | 5 | 100 | 11.5 | 14.8 | 0.12 | 0.05 | 500 | MLK1005S1N1ST000 |
| 1.2 | $\pm 0.3\text{nH}$ | 5 | 100 | 11.0 | 14.4 | 0.12 | 0.05 | 500 | MLK1005S1N2ST000 |
| 1.3 | $\pm 0.3\text{nH}$ | 5 | 100 | 10.0 | 12.6 | 0.15 | 0.06 | 500 | MLK1005S1N3ST000 |
| 1.5 | $\pm 0.3\text{nH}$ | 6 | 100 | 9.5 | 12.2 | 0.15 | 0.06 | 500 | MLK1005S1N5ST000 |
| 1.6 | $\pm 0.3\text{nH}$ | 6 | 100 | 9.0 | 11.9 | 0.17 | 0.06 | 500 | MLK1005S1N6ST000 |
| 1.8 | $\pm 0.3\text{nH}$ | 6 | 100 | 8.5 | 10.9 | 0.17 | 0.07 | 500 | MLK1005S1N8ST000 |
| 2.0 | $\pm 0.3\text{nH}$ | 6 | 100 | 8.3 | 10.0 | 0.18 | 0.08 | 500 | MLK1005S2N0ST000 |
| 2.2 | $\pm 0.3\text{nH}$ | 6 | 100 | 8.0 | 9.6 | 0.18 | 0.08 | 500 | MLK1005S2N2ST000 |
| 2.4 | $\pm 0.3\text{nH}$ | 6 | 100 | 7.8 | 9.5 | 0.20 | 0.09 | 500 | MLK1005S2N4ST000 |
| 2.7 | $\pm 0.3\text{nH}$ | 6 | 100 | 7.5 | 9.1 | 0.20 | 0.10 | 500 | MLK1005S2N7ST000 |
| 3.0 | $\pm 0.3\text{nH}$ | 6 | 100 | 7.2 | 8.5 | 0.22 | 0.10 | 400 | MLK1005S3N0ST000 |
| 3.3 | $\pm 0.3\text{nH}$ | 7 | 100 | 7.0 | 8.3 | 0.22 | 0.11 | 400 | MLK1005S3N3ST000 |
| 3.6 | $\pm 0.3\text{nH}$ | 7 | 100 | 6.8 | 8.1 | 0.25 | 0.11 | 400 | MLK1005S3N6ST000 |
| 3.9 | $\pm 0.3\text{nH}$ | 7 | 100 | 6.5 | 7.8 | 0.25 | 0.12 | 400 | MLK1005S3N9ST000 |
| 4.3 | $\pm 0.3\text{nH}$ | 7 | 100 | 6.3 | 7.4 | 0.28 | 0.13 | 400 | MLK1005S4N3ST000 |
| 4.7 | $\pm 0.3\text{nH}$ | 7 | 100 | 6.0 | 6.9 | 0.28 | 0.13 | 400 | MLK1005S4N7ST000 |
| 5.1 | $\pm 0.3\text{nH}$ | 7 | 100 | 5.8 | 7.0 | 0.30 | 0.15 | 400 | MLK1005S5N1ST000 |
| 5.6 | $\pm 0.3\text{nH}$ | 7 | 100 | 5.7 | 6.7 | 0.30 | 0.15 | 400 | MLK1005S5N6ST000 |
| 6.2 | $\pm 0.3\text{nH}$ | 7 | 100 | 5.6 | 6.5 | 0.35 | 0.18 | 400 | MLK1005S6N2ST000 |
| 6.8 | $\pm 5\%$ | 7 | 100 | 5.5 | 6.3 | 0.35 | 0.18 | 400 | MLK1005S6N8JT000 |
| 7.5 | $\pm 5\%$ | 7 | 100 | 5.0 | 6.0 | 0.38 | 0.20 | 350 | MLK1005S7N5JT000 |
| 8.2 | $\pm 5\%$ | 7 | 100 | 5.0 | 6.0 | 0.38 | 0.21 | 350 | MLK1005S8N2JT000 |
| 9.1 | $\pm 5\%$ | 7 | 100 | 4.8 | 5.9 | 0.42 | 0.23 | 350 | MLK1005S9N1JT000 |
| 10 | $\pm 5\%$ | 7 | 100 | 4.7 | 5.2 | 0.42 | 0.23 | 350 | MLK1005S10NJT000 |
| 12 | $\pm 5\%$ | 7 | 100 | 4.3 | 5.3 | 0.47 | 0.27 | 350 | MLK1005S12NJT000 |
| 15 | $\pm 5\%$ | 7 | 100 | 4.0 | 4.8 | 0.50 | 0.33 | 300 | MLK1005S15NJT000 |
| 18 | $\pm 5\%$ | 7 | 100 | 4.0 | 4.7 | 0.60 | 0.38 | 250 | MLK1005S18NJT000 |
| 22 | $\pm 5\%$ | 7 | 100 | 3.5 | 4.4 | 0.70 | 0.46 | 200 | MLK1005S22NJT000 |
| 27 | $\pm 5\%$ | 7 | 100 | 3.0 | 3.9 | 0.80 | 0.53 | 200 | MLK1005S27NJT000 |
| 33 | $\pm 5\%$ | 7 | 100 | 2.5 | 3.5 | 0.90 | 0.59 | 200 | MLK1005S33NJT000 |
| 39 | $\pm 5\%$ | 6 | 100 | 2.0 | 3.1 | 1.00 | 0.65 | 200 | MLK1005S39NJT000 |
| 47 | $\pm 5\%$ | 6 | 100 | 1.8 | 3.0 | 1.20 | 0.74 | 200 | MLK1005S47NJT000 |
| 56 | $\pm 5\%$ | 6 | 100 | 1.5 | 2.6 | 1.30 | 0.84 | 200 | MLK1005S56NJT000 |
| 68 | $\pm 5\%$ | 6 | 100 | 1.4 | 2.4 | 1.50 | 1.01 | 150 | MLK1005S68NJT000 |
| 82 | $\pm 5\%$ | 6 | 100 | 1.3 | 2.2 | 1.80 | 1.39 | 150 | MLK1005S82NJT000 |
| 100 | $\pm 5\%$ | 6 | 100 | 1.1 | 1.9 | 2.20 | 1.60 | 100 | MLK1005SR10JT000 |
| 110 | $\pm 5\%$ | 6 | 100 | 1.1 | 2.0 | 2.70 | 1.89 | 100 | MLK1005SR11JT000 |
| 120 | $\pm 5\%$ | 6 | 100 | 1.1 | 1.9 | 3.00 | 2.08 | 100 | MLK1005SR12JT000 |
| 130 | $\pm 5\%$ | 6 | 100 | 1.1 | 1.8 | 3.30 | 2.28 | 100 | MLK1005SR13JT000 |
| 150 | $\pm 5\%$ | 6 | 100 | 1.1 | 1.7 | 5.00 | 3.58 | 80 | MLK1005SR15JT000 |
| 160 | $\pm 5\%$ | 6 | 100 | 1.1 | 1.7 | 5.20 | 3.79 | 80 | MLK1005SR16JT000 |
| 180 | $\pm 5\%$ | 6 | 100 | 1.1 | 1.6 | 6.00 | 4.28 | 80 | MLK1005SR18JT000 |
| 200 | $\pm 5\%$ | 6 | 100 | 1.1 | 1.5 | 6.20 | 4.56 | 70 | MLK1005SR20JT000 |
| 220 | $\pm 5\%$ | 6 | 100 | 1.0 | 1.4 | 6.20 | 4.54 | 70 | MLK1005SR22JT000 |
| 240 | $\pm 5\%$ | 6 | 100 | 1.0 | 1.3 | 6.50 | 4.84 | 70 | MLK1005SR24JT000 |
| 270 | $\pm 5\%$ | 6 | 100 | 0.9 | 1.2 | 6.50 | 4.78 | 70 | MLK1005SR27JT000 |
| 300 | $\pm 5\%$ | 6 | 100 | 0.9 | 1.2 | 7.50 | 5.37 | 70 | MLK1005SR30JT000 |
| 330 | $\pm 5\%$ | 6 | 100 | 0.85 | 1.1 | 8.00 | 5.82 | 70 | MLK1005SR33JT000 |

Measurement equipment

| Measurement item | Product No. | Manufacturer |
|-------------------------|--------------|-----------------------|
| L, Q | 4291B+16193A | Keysight Technologies |
| Self-resonant frequency | 8720C | Keysight Technologies |
| DC resistance | Type-7561 | Yokogawa |

* Equivalent measurement equipment may be used.

MLK1005 type

L, Q FREQUENCY CHARACTERISTICS TABLE

| L(nH)typ. | | | | | Q typ. | | | | | Part No. |
|-----------|--------|--------|--------|--------|--------|--------|--------|--------|--------|----------------------------------|
| 500MHz | 800MHz | 1.8GHz | 2.0GHz | 2.4GHz | 500MHz | 800MHz | 1.8GHz | 2.0GHz | 2.4GHz | |
| 0.9 | 0.9 | 0.9 | 0.9 | 0.9 | 16 | 20 | 30 | 32 | 36 | MLK1005S1N0ST000 |
| 1.0 | 1.0 | 1.0 | 1.0 | 1.0 | 16 | 20 | 32 | 35 | 39 | MLK1005S1N1ST000 |
| 1.1 | 1.1 | 1.1 | 1.1 | 1.1 | 15 | 18 | 28 | 30 | 33 | MLK1005S1N2ST000 |
| 1.2 | 1.2 | 1.2 | 1.2 | 1.2 | 17 | 20 | 33 | 35 | 39 | MLK1005S1N3ST000 |
| 1.4 | 1.4 | 1.4 | 1.4 | 1.4 | 15 | 19 | 29 | 31 | 34 | MLK1005S1N5ST000 |
| 1.5 | 1.5 | 1.5 | 1.5 | 1.5 | 17 | 21 | 34 | 36 | 40 | MLK1005S1N6ST000 |
| 1.7 | 1.7 | 1.7 | 1.7 | 1.7 | 16 | 21 | 32 | 33 | 37 | MLK1005S1N8ST000 |
| 1.9 | 1.8 | 1.9 | 1.9 | 1.9 | 16 | 20 | 32 | 34 | 38 | MLK1005S2N0ST000 |
| 2.0 | 2.0 | 2.0 | 2.0 | 2.1 | 15 | 19 | 29 | 31 | 34 | MLK1005S2N2ST000 |
| 2.2 | 2.2 | 2.2 | 2.3 | 2.3 | 16 | 20 | 32 | 34 | 38 | MLK1005S2N4ST000 |
| 2.5 | 2.5 | 2.5 | 2.6 | 2.6 | 17 | 22 | 33 | 35 | 39 | MLK1005S2N7ST000 |
| 2.8 | 2.8 | 2.8 | 2.9 | 2.9 | 18 | 22 | 35 | 36 | 41 | MLK1005S3N0ST000 |
| 3.1 | 3.1 | 3.1 | 3.1 | 3.2 | 16 | 20 | 31 | 32 | 36 | MLK1005S3N3ST000 |
| 3.4 | 3.3 | 3.4 | 3.5 | 3.5 | 17 | 22 | 33 | 35 | 39 | MLK1005S3N6ST000 |
| 3.7 | 3.6 | 3.7 | 3.7 | 3.8 | 17 | 21 | 32 | 33 | 37 | MLK1005S3N9ST000 |
| 4.0 | 4.0 | 4.1 | 4.2 | 4.3 | 17 | 22 | 34 | 35 | 39 | MLK1005S4N3ST000 |
| 4.4 | 4.4 | 4.5 | 4.6 | 4.7 | 17 | 22 | 33 | 35 | 38 | MLK1005S4N7ST000 |
| 4.8 | 4.8 | 4.9 | 5.0 | 5.1 | 17 | 22 | 33 | 35 | 38 | MLK1005S5N1ST000 |
| 5.3 | 5.2 | 5.4 | 5.5 | 5.7 | 17 | 22 | 33 | 34 | 38 | MLK1005S5N6ST000 |
| 5.8 | 5.8 | 6.0 | 6.2 | 6.4 | 18 | 23 | 34 | 35 | 39 | MLK1005S6N2ST000 |
| 6.4 | 6.4 | 6.6 | 6.7 | 7.0 | 17 | 22 | 32 | 33 | 36 | MLK1005S6N8JT000 |
| 7.1 | 7.0 | 7.4 | 7.6 | 7.9 | 18 | 23 | 34 | 36 | 38 | MLK1005S7N5JT000 |
| 7.7 | 7.7 | 8.1 | 8.3 | 8.6 | 19 | 23 | 34 | 36 | 38 | MLK1005S8N2JT000 |
| 8.6 | 8.6 | 9.1 | 9.3 | 9.7 | 18 | 23 | 34 | 36 | 38 | MLK1005S9N1JT000 |
| 9.4 | 9.4 | 10.0 | 10.2 | 10.7 | 19 | 23 | 34 | 35 | 38 | MLK1005S10NJT000 |
| 11.3 | 11.3 | 12.1 | 12.4 | 13.0 | 19 | 23 | 34 | 35 | 37 | MLK1005S12NJT000 |
| 14.2 | 14.2 | 15.3 | 15.8 | 16.8 | 18 | 23 | 33 | 34 | 35 | MLK1005S15NJT000 |
| 17.0 | 17.1 | 18.6 | 19.2 | 20.6 | 18 | 23 | 32 | 33 | 34 | MLK1005S18NJT000 |
| 20.8 | 20.9 | 23.0 | 23.9 | 25.8 | 18 | 23 | 32 | 33 | 34 | MLK1005S22NJT000 |
| 25.6 | 25.9 | 29.8 | 31.5 | 35.7 | 18 | 23 | 30 | 30 | 28 | MLK1005S27NJT000 |
| 31.4 | 31.9 | 37.6 | 40.2 | | 18 | 23 | 29 | 29 | | MLK1005S33NJT000 |
| 37.2 | 38.1 | 48.9 | | | 17 | 21 | 24 | | | MLK1005S39NJT000 |
| 45.0 | 46.2 | 60.6 | | | 18 | 21 | 24 | | | MLK1005S47NJT000 |
| 53.7 | 55.4 | 76.7 | | | 17 | 21 | 22 | | | MLK1005S56NJT000 |
| 65.5 | 68.4 | 105.6 | | | 17 | 20 | 18 | | | MLK1005S68NJT000 |
| 79.3 | 83.6 | 142.7 | | | 16 | 19 | 15 | | | MLK1005S82NJT000 |
| 97.1 | 103.2 | 199.4 | | | 15 | 18 | 13 | | | MLK1005SR10JT000 |
| 107.8 | 115.9 | | | | 16 | 18 | | | | MLK1005SR11JT000 |
| 118.0 | 127.8 | | | | 16 | 18 | | | | MLK1005SR12JT000 |
| 127.5 | 139.5 | | | | 14 | 16 | | | | MLK1005SR13JT000 |
| 149.4 | 166.0 | | | | 16 | 17 | | | | MLK1005SR15JT000 |
| 160.5 | 179.4 | | | | 16 | 18 | | | | MLK1005SR16JT000 |
| 181.1 | 204.1 | | | | 16 | 17 | | | | MLK1005SR18JT000 |
| 202.8 | 231.9 | | | | 15 | 17 | | | | MLK1005SR20JT000 |
| 225.7 | 266.8 | | | | 15 | 15 | | | | MLK1005SR22JT000 |
| 248.3 | 299.6 | | | | 14 | 15 | | | | MLK1005SR24JT000 |
| 290.0 | 386.0 | | | | 14 | 12 | | | | MLK1005SR27JT000 |
| 323.1 | 432.6 | | | | 14 | 12 | | | | MLK1005SR30JT000 |
| 358.9 | 493.1 | | | | 13 | 12 | | | | MLK1005SR33JT000 |

Measurement equipment

| Product No. | Manufacturer |
|--------------|-----------------------|
| 4291B+16193A | Keysight Technologies |

* Equivalent measurement equipment may be used.

MLK1005 type

L FREQUENCY CHARACTERISTICS (EXAMPLE)



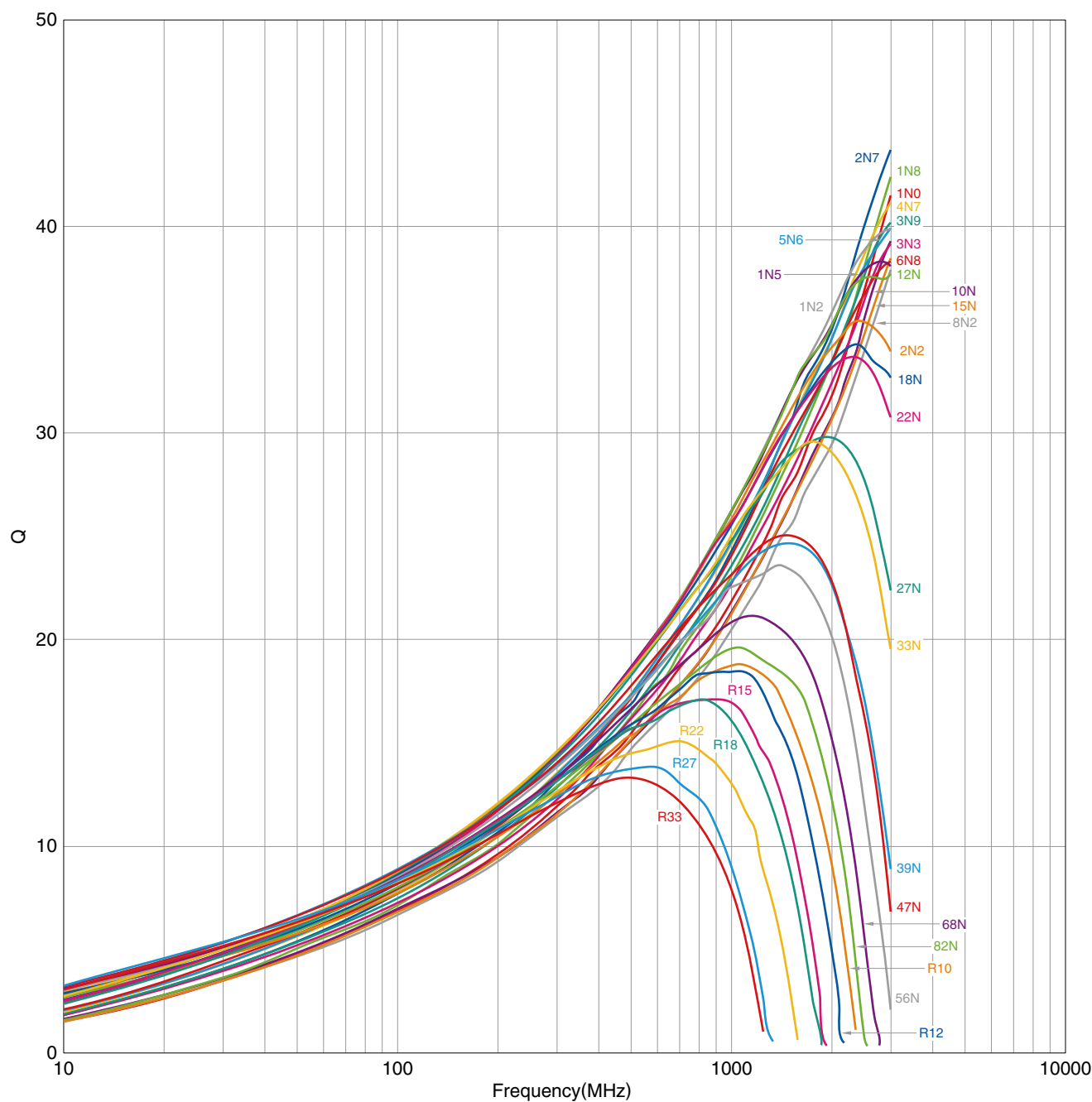
Measurement equipment

| Product No. | Manufacturer |
|---------------|-----------------------|
| E4991A+16193A | Keysight Technologies |

* Equivalent measurement equipment may be used.

MLK1005 type

■ Q FREQUENCY CHARACTERISTICS (EXAMPLE)



Measurement equipment

| Product No. | Manufacturer |
|---------------|-----------------------|
| E4991A+16193A | Keysight Technologies |

* Equivalent measurement equipment may be used.

REMINDERS FOR USING THESE PRODUCTS

Before using these products, be sure to request the delivery specifications.

SAFETY REMINDERS

Please pay sufficient attention to the warnings for safe designing when using this products.

REMINDERS

- The storage period is less than 12 months. Be sure to follow the storage conditions (temperature: 5 to 40°C, humidity: 10 to 75% RH or less).
If the storage period elapses, the soldering of the terminal electrodes may deteriorate.
- Do not use or store in locations where there are conditions such as gas corrosion (salt, acid, alkali, etc.).
- Before soldering, be sure to preheat components.
The preheating temperature should be set so that the temperature difference between the solder temperature and chip temperature does not exceed 150°C.
- Soldering corrections after mounting should be within the range of the conditions determined in the specifications.
If overheated, a short circuit, performance deterioration, or lifespan shortening may occur.
- When embedding a printed circuit board where a chip is mounted to a set, be sure that residual stress is not given to the chip due to the overall distortion of the printed circuit board and partial distortion such as at screw tightening portions.
- Self heating (temperature increase) occurs when the power is turned ON, so the tolerance should be sufficient for the set thermal design.
- Carefully lay out the coil for the circuit board design of the non-magnetic shield type.
A malfunction may occur due to magnetic interference.
- Use a wrist band to discharge static electricity in your body through the grounding wire.
- Do not expose the products to magnets or magnetic fields.
- Do not use for a purpose outside of the contents regulated in the delivery specifications.
- The products listed on this catalog are intended for use in general electronic equipment (AV equipment, telecommunications equipment, home appliances, amusement equipment, computer equipment, personal equipment, office equipment, measurement equipment, industrial robots) under a normal operation and use condition.
The products are not designed or warranted to meet the requirements of the applications listed below, whose performance and/or quality require a more stringent level of safety or reliability, or whose failure, malfunction or trouble could cause serious damage to society, person or property.
If you intend to use the products in the applications listed below or if you have special requirements exceeding the range or conditions set forth in the each catalog, please contact us.



- (1) Aerospace/aviation equipment
- (2) Transportation equipment (cars, electric trains, ships, etc.)
- (3) Medical equipment
- (4) Power-generation control equipment
- (5) Atomic energy-related equipment
- (6) Seabed equipment
- (7) Transportation control equipment

- (8) Public information-processing equipment
- (9) Military equipment
- (10) Electric heating apparatus, burning equipment
- (11) Disaster prevention/crime prevention equipment
- (12) Safety equipment
- (13) Other applications that are not considered general-purpose applications

When designing your equipment even for general-purpose applications, you are kindly requested to take into consideration securing protection circuit/device or providing backup circuits in your equipment.

Looking for pricing, stock, or lifecycle information?

Click below to explore more details on WIN SOURCE:

-  [View MLK1005S10NJT000](#) on WIN SOURCE
-  [TDK Corporation](#) Information

Optimize Your Supply Chain with WIN SOURCE Solutions

-  Global Sourcing Solution
-  Obsolete Management
-  Cost Control Management
-  Shortage Management
-  Alternative Solution
-  Excess Inventory Management