



**THE DATASHEET OF
3SMBJ5935B-TP**



3SMBJ5913B THRU 3SMBJ5943B

3.0 Watt Surface Mount Silicon Zener Diodes

Features

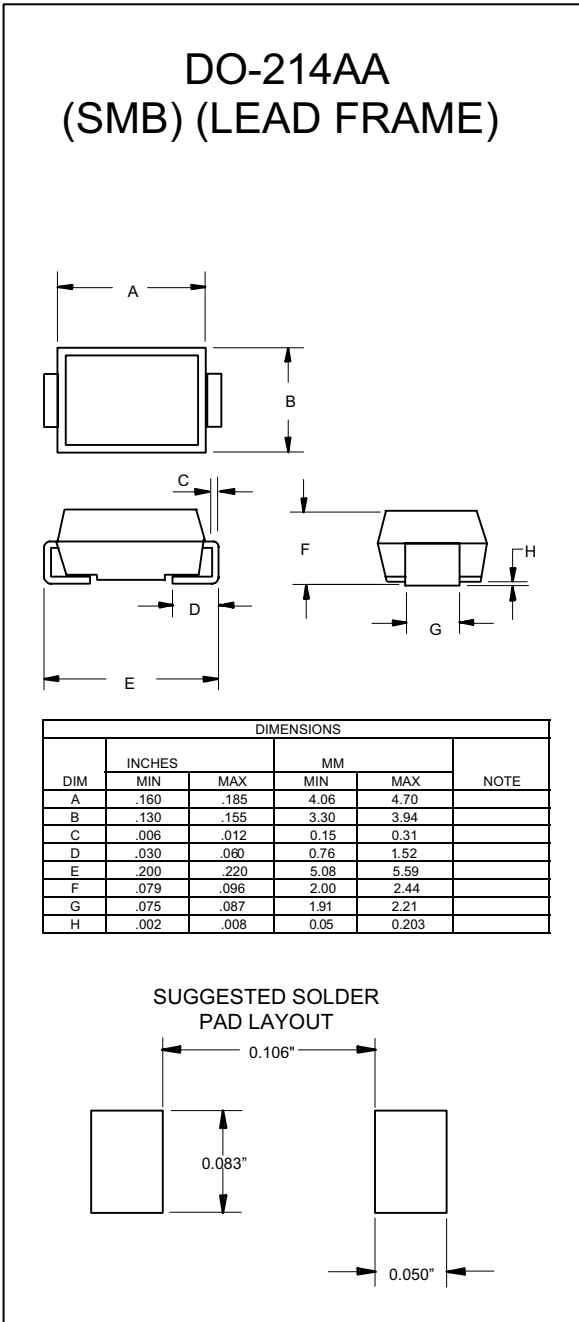
- Lead Free Finish/Rohs Compliant (Note1) ("P" Suffix designates Compliant. See ordering information)
- 3.3 thru 56 Volt Voltage Range
- Low Inductance, Low Profile Mounting
- Glass Passivated Junction
- Available on Tape and Reel

Mechanical Data

- Case Material: Molded Plastic. UL Flammability Classification Rating 94V-0 and MSL rating 1
- Terminals solderable per MIL-STD-750, Method 2026
- Polarity is indicated by cathode band.
- Packaging: Standard 12mm Tape (see EIA 481)
- Maximum temperature for soldering: 260°C for 10 seconds.

Maximum Ratings @ 25°C Unless Otherwise Specified

Maximum Forward Voltage	V _F	1.5V	(Note: 2)
Steady State Power Dissipation	P _d	3.0W	(Note: 3)
Operation and Storage Temperature	T _J , T _{STG}	-55°C to +150°C	



- Note: 1. High Temperature Solder Exemptions Applied, see EU Directive Annex 7.
2. Forward Current @ 200mA.
3. Mounted on 5.0mm² (1oz thick) land areas.
Lead temperature at T_L=75°C

3SMBJ5913B THRU 3SMBJ5943B

ELECTRICAL CHARACTERISTICS(TL=30 centigrade unless otherwise noted) (VF=1.5Volts Max @IF=200mAdc for all types).

MCC PART NUMBER	ZENER VOLTAGE V_z (*)	TEST CURRENT I_{zT}	MAXIMUM DYNAMIC IMPEDANCE Z_{zT} @ I_{zT}	KNEE CURRENT I_{zK}	KNEE IMPEDANCE Z_{zK}	MAXIMUM REVERSE CURRENT I_R	REVERSE VOLTAGE V_R	DEVICE MARKING
	VOLTS	mA	OHMS	mA	OHMS	μ A	VOLTS	
3SMBJ5913B	3.3	113.6	10.0	1.0	500	100	1.0	H13B
3SMBJ5914B	3.6	104.2	9.0	1.0	500	75.0	1.0	H14B
3SMBJ5915B	3.9	96.1	7.5	1.0	500	25.0	1.0	H15B
3SMBJ5916B	4.3	87.2	6.0	1.0	500	5.0	1.0	H16B
3SMBJ5917B	4.7	79.8	5.0	1.0	500	5.0	1.5	H17B
3SMBJ5918B	5.1	73.5	4.0	1.0	350	5.0	2.0	H18B
3SMBJ5919B	5.6	66.9	2.0	1.0	250	5.0	3.0	H19B
3SMBJ5920B	6.2	60.5	2.0	1.0	200	5.0	4.0	H20B
3SMBJ5921B	6.8	55.1	2.5	1.0	200	5.0	5.2	H21B
3SMBJ5922B	7.5	50.0	3.0	0.5	400	5.0	6.0	H22B
3SMBJ5923B	8.2	45.7	3.5	0.5	400	5.0	6.5	H23B
3SMBJ5924B	9.1	41.2	4.0	0.5	500	5.0	7.0	H24B
3SMBJ5925B	10	37.5	4.5	0.25	500	5.0	8.0	H25B
3SMBJ5926B	11	34.1	5.5	0.25	550	1.0	8.4	H26B
3SMBJ5927B	12	31.2	6.5	0.25	550	1.0	9.1	H27B
3SMBJ5928B	13	28.8	7.0	0.25	550	1.0	9.9	H28B
3SMBJ5929B	15	25.0	9.0	0.25	600	1.0	11.4	H29B
3SMBJ5930B	16	23.4	10.0	0.25	600	1.0	12.2	H30B
3SMBJ5931B	18	20.8	12.0	0.25	650	1.0	13.7	H31B
3SMBJ5932B	20	18.7	14.0	0.25	650	1.0	15.2	H32B
3SMBJ5933B	22	17.0	17.5	0.25	650	1.0	16.7	H33B
3SMBJ5934B	24	15.6	19.0	0.25	700	1.0	18.2	H34B
3SMBJ5935B	27	13.9	23.0	0.25	700	1.0	20.6	H35B
3SMBJ5936B	30	12.5	28.0	0.25	750	1.0	22.8	H36B
3SMBJ5937B	33	11.4	33.0	0.25	800	1.0	25.1	H37B
3SMBJ5938B	36	10.4	38.0	0.25	850	1.0	27.4	H38B
3SMBJ5939B	39	9.6	45.0	0.25	900	1.0	29.7	H39B
3SMBJ5940B	43	8.7	53.0	0.25	950	1.0	32.7	H40B
3SMBJ5941B	47	8.0	67.0	0.25	1000	1.0	35.8	H41B
3SMBJ5942B	51	7.3	70.0	0.25	1100	1.0	38.8	H42B
3SMBJ5943B	56	6.7	86.0	0.25	1300	1.0	42.6	H43B

* TOLERANCE AND VOLTAGE DESIGNATION Tolerance designation - The type numbers listed indicate a tolerance of +/-5%

RATING AND CHARACTERISTICS CURVES

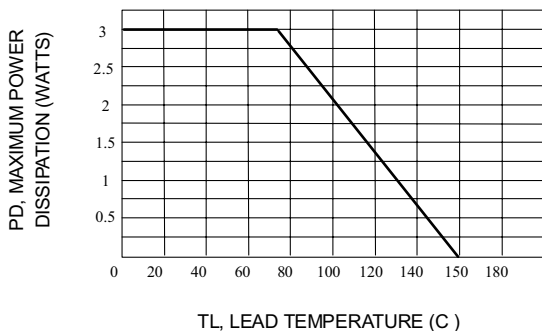


Fig. 1-STEADY STATE POWER DERATING

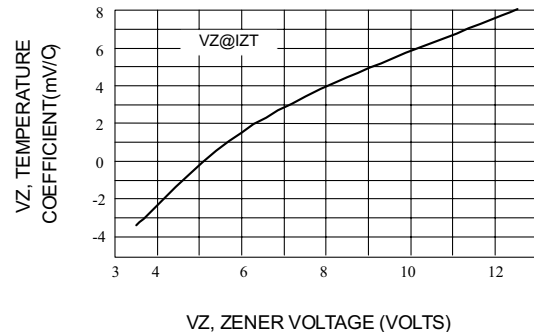


Fig. 2-ZENER VOLTAGE-TO 12 VOLTS

RATING AND CHARACTERISTICS CURVES
 3SMBJ5913B THRU 3SMBJ5943B

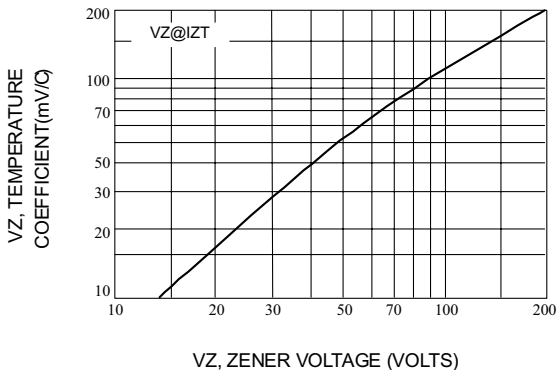


Fig. 3-ZENER VOLTAGE-10 TO 200 VOLTS

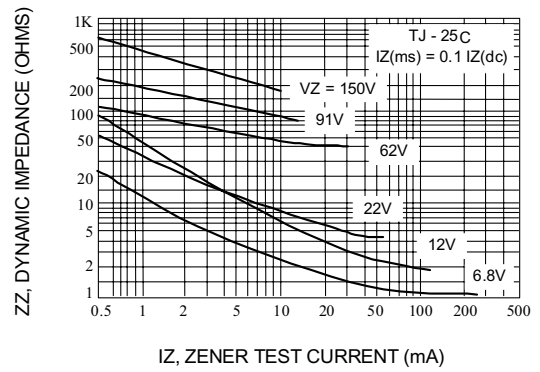


Fig. 4-EFFECT OF ZENER CURRENT

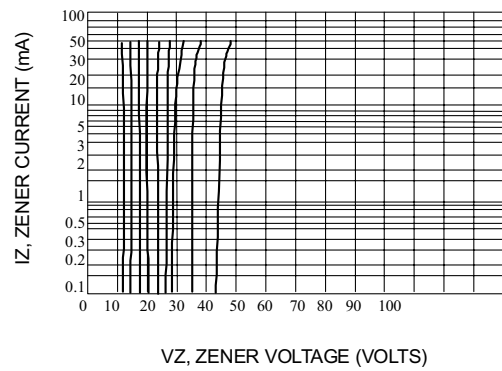
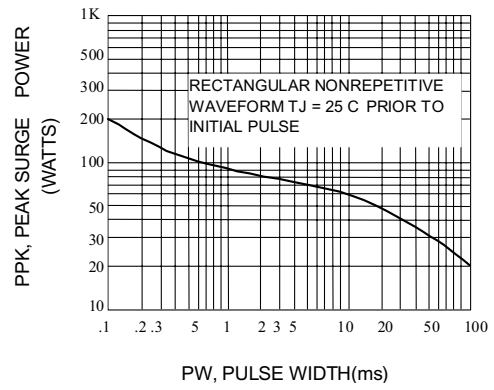
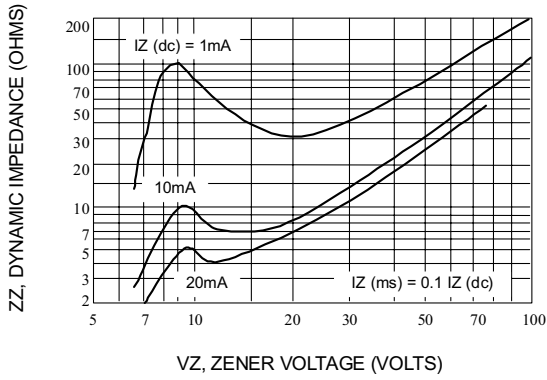


Fig. 7-VZ = 12 THRU 40 VOLTS



Micro Commercial Components

Ordering Information

Device	Packing
(Part Number)-TP	Tape&Reel;3Kpcs/Reel

IMPORTANT NOTICE


Micro Commercial Components Corp . reserves the right to make changes without further notice to any product herein to make corrections, modifications , enhancements , improvements , or other changes .
Micro Commercial Components Corp . does not assume any liability arising out of the application or use of any product described herein; neither does it convey any license under its patent rights ,nor the rights of others . The user of products in such applications shall assume all risks of such use and will agree to hold *Micro Commercial Components Corp* . and all the companies whose products are represented on our website, harmless against all damages.

LIFE SUPPORT

MCC's products are not authorized for use as critical components in life support devices or systems without the expresse written approval of Micro Commercial Components Corporation.

Looking for pricing, stock, or lifecycle information?

Click below to explore more details on WIN SOURCE:

-  [View 3SMBJ5935B-TP](#) on WIN SOURCE
-  [Micro Commercial Co](#) Information

Optimize Your Supply Chain with WIN SOURCE Solutions

-  Global Sourcing Solution
-  Obsolete Management
-  Cost Control Management
-  Shortage Management
-  Alternative Solution
-  Excess Inventory Management