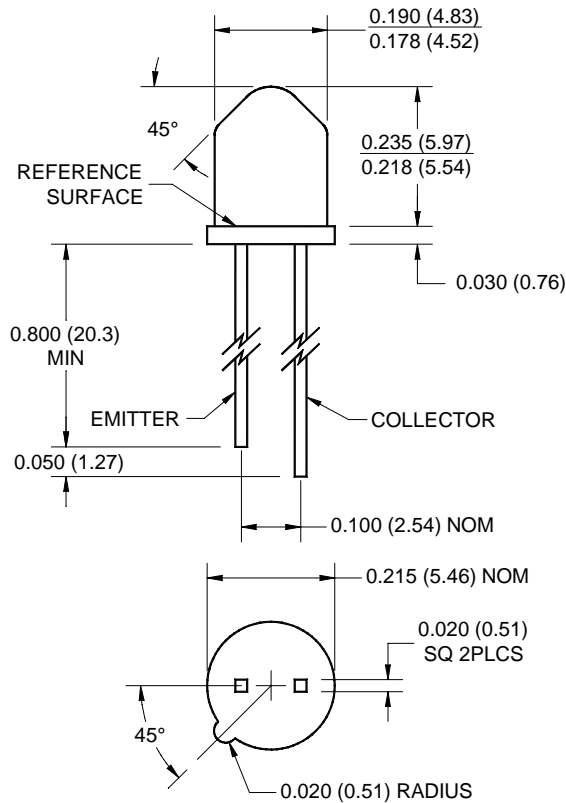


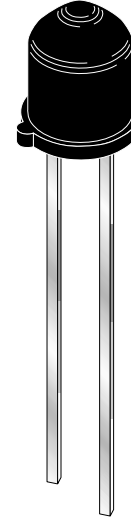


**PACKAGE DIMENSIONS**

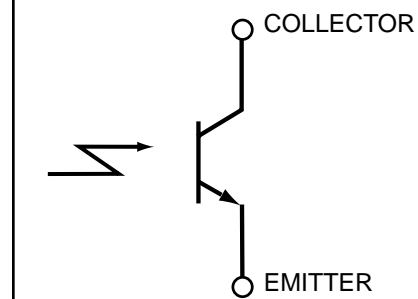


**NOTES:**

1. Dimensions for all drawings are in inches (mm).
2. Tolerance of  $\pm .010$  (.25) on all non-nominal dimensions unless otherwise specified.



**SCHEMATIC**



**DESCRIPTION**

The QSD722/723/724 is a silicon phototransistor encapsulated in an infrared transparent, black TO-18 package.

**FEATURES**

- NPN Silicon Phototransistor
- Package Type: Plastic TO-18
- Matched Emitter: QED523
- Narrow Reception Angle, 40°
- Daylight Filter
- Package material and color: black epoxy
- High Sensitivity

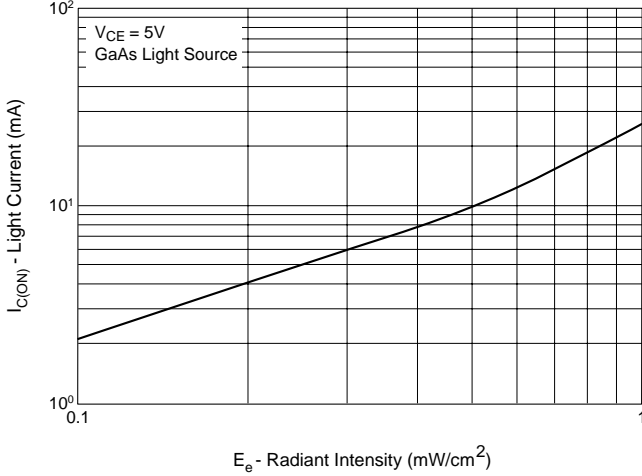
**QSD722 QSD723 QSD724**

<b>ABSOLUTE MAXIMUM RATINGS</b> ( $T_A = 25^\circ\text{C}$ unless otherwise specified)			
Parameter	Symbol	Rating	Unit
Operating Temperature	$T_{OPR}$	-40 to +100	$^\circ\text{C}$
Storage Temperature	$T_{STG}$	-40 to +100	$^\circ\text{C}$
Soldering Temperature (Iron) <sup>(2,3,4)</sup>	$T_{SOL-I}$	240 for 5 sec	$^\circ\text{C}$
Soldering Temperature (Flow) <sup>(2,3)</sup>	$T_{SOL-F}$	260 for 10 sec	$^\circ\text{C}$
Collector-Emitter Voltage	$V_{CE}$	30	V
Emitter-Collector Voltage	$V_{EC}$	5	V
Power Dissipation <sup>(1)</sup>	$P_D$	100	mW

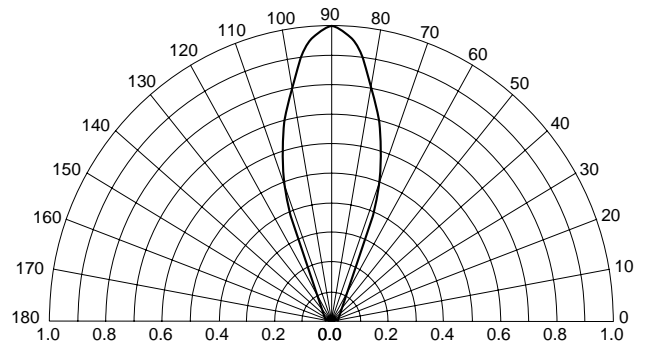
1. Derate power dissipation linearly 1.33 mW/ $^\circ\text{C}$  above 25 $^\circ\text{C}$ .
2. RMA flux is recommended.
3. Methanol or isopropyl alcohols are recommended as cleaning agents.
4. Soldering iron 1/16" (1.6mm) minimum from housing.
5.  $\lambda = 880 \text{ nm}$ , AlGaAs.

<b>ELECTRICAL / OPTICAL CHARACTERISTICS</b> ( $T_A = 25^\circ\text{C}$ )						
PARAMETER	TEST CONDITIONS	SYMBOL	MIN	TYP	MAX	UNITS
Peak Sensitivity Wavelength		$\lambda_{PS}$	—	880	—	nm
Reception Angle		$\theta$	—	$\pm 20$	—	Deg.
Collector-Emitter Dark Current	$V_{CE} = 10 \text{ V}, E_e = 0$	$I_{CEO}$	—	—	100	nA
Collector-Emitter Breakdown	$I_C = 1 \text{ mA}$	$BV_{CEO}$	30	—	—	V
Emitter-Collector Breakdown	$I_E = 100 \mu\text{A}$	$BV_{ECO}$	5	—	—	V
On-State Collector Current <sup>(5)</sup>						
QSD722			0.6	—	3.8	mA
QSD723	$E_e = 0.5 \text{ mW/cm}^2, V_{CE} = 5 \text{ V}$	$I_{C(ON)}$	2.5	—	10.0	
QSD724			3.5	—	—	
Saturation Voltage <sup>(5)</sup>	$E_e = 0.5 \text{ mW/cm}^2, I_C = 0.6 \text{ mA}$	$V_{CE(sat)}$	—	0.4	—	V
Rise Time	$V_{CC} = 5 \text{ V}, R_L = 100 \Omega, I_C = 0.2 \text{ mA}$	$t_r$	—	8	—	$\mu\text{s}$
Fall Time		$t_f$	—	8	—	

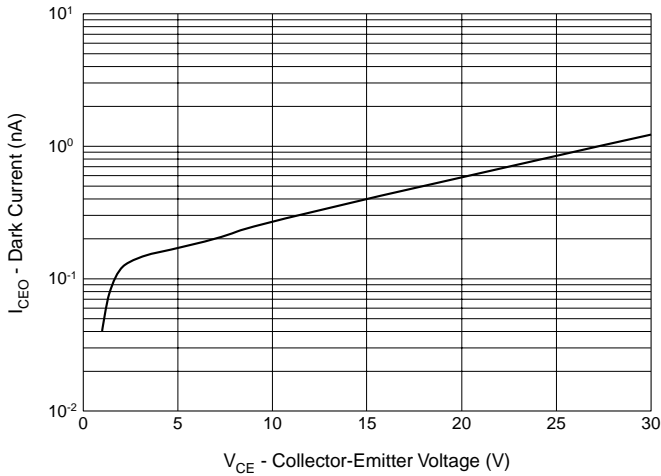
**Figure 1. Light Current vs. Radiant Intensity**



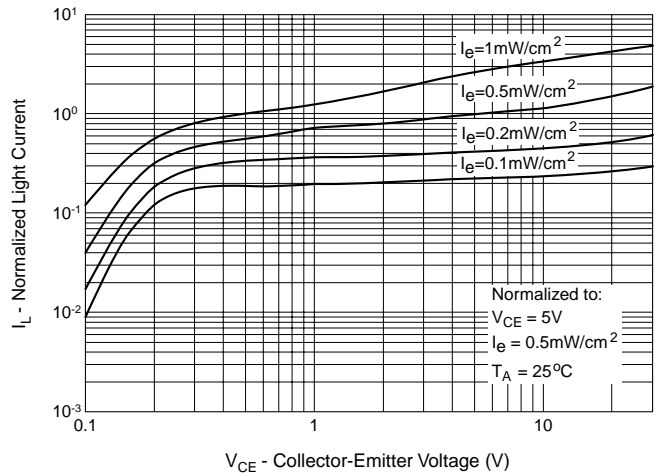
**Figure 2. Angular Response Curve**



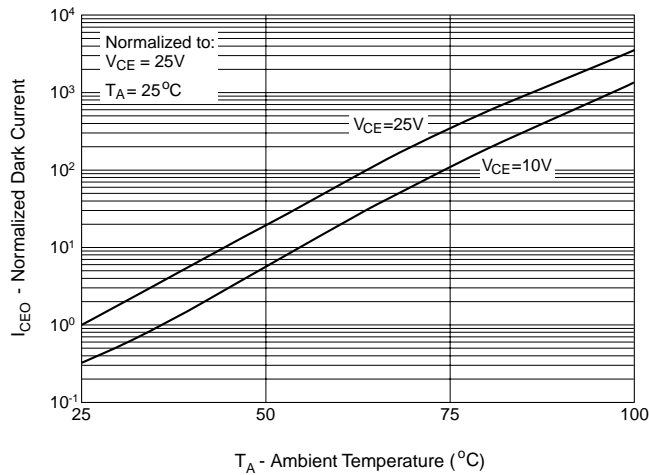
**Figure 3. Dark Current vs. Collector - Emitter Voltage**



**Figure 4. Light Current vs. Collector - Emitter Voltage**



**Figure 5. Dark Current vs. Ambient Temperature**



**DISCLAIMER**

FAIRCHILD SEMICONDUCTOR RESERVES THE RIGHT TO MAKE CHANGES WITHOUT FURTHER NOTICE TO ANY PRODUCTS HEREIN TO IMPROVE RELIABILITY, FUNCTION OR DESIGN. FAIRCHILD DOES NOT ASSUME ANY LIABILITY ARISING OUT OF THE APPLICATION OR USE OF ANY PRODUCT OR CIRCUIT DESCRIBED HEREIN; NEITHER DOES IT CONVEY ANY LICENSE UNDER ITS PATENT RIGHTS, NOR THE RIGHTS OF OTHERS.



**LIFE SUPPORT POLICY**

FAIRCHILD'S PRODUCTS ARE NOT AUTHORIZED FOR USE AS CRITICAL COMPONENTS IN LIFE SUPPORT DEVICES OR SYSTEMS WITHOUT THE EXPRESS WRITTEN APPROVAL OF THE PRESIDENT OF FAIRCHILD SEMICONDUCTOR CORPORATION. As used herein:

1. Life support devices or systems are devices or systems which, (a) are intended for surgical implant into the body, or (b) support or sustain life, and (c) whose failure to perform when properly used in accordance with instructions for use provided in labeling, can be reasonably expected to result in a significant injury of the user.
2. A critical component in any component of a life support device or system whose failure to perform can be reasonably expected to cause the failure of the life support device or system, or to affect its safety or effectiveness.

## Looking for pricing, stock, or lifecycle information?

Click below to explore more details on WIN SOURCE:

-  [View QSD724 on WIN SOURCE](#)
-  [Fairchild/ON Semiconductor](#) Information

## Optimize Your Supply Chain with WIN SOURCE Solutions

-  Global Sourcing Solution
-  Obsolete Management
-  Cost Control Management
-  Shortage Management
-  Alternative Solution
-  Excess Inventory Management