



**THE DATASHEET OF  
TLP290-4(GB-TP,F)**



# **TOSHIBA**

**Leading Innovation >>>**

---

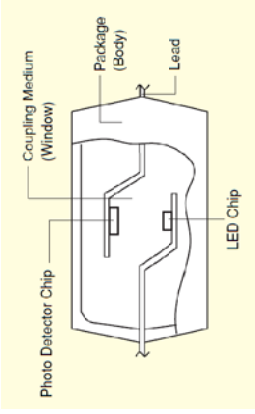
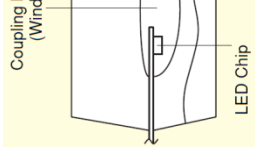
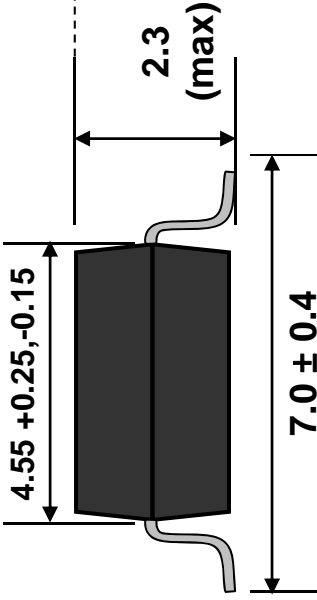
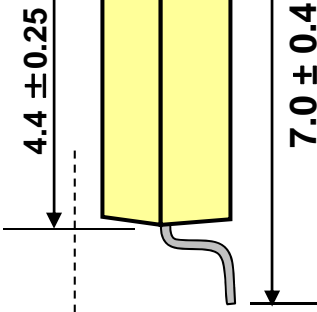
## Half-pitch 4-ch Transistor Photocouplers (Reference)

**Toshiba Corporation Semiconductor Company  
Optoelectronics Device Marketing & Engineering**

Copyright 2010, Toshiba Corporation. (HOC-1191)

■ Transistor Photocouplers (Half-pitch, 4-ch)  
 Comparison between new product and existing product

◆ Construction Comparison

Characteristic	TLP290-4 / TLP291-4 (New product)	TLP280-4 (Existing)
Internal construction	(Transmissive type in double-molded packages) 	(Reflective type in single-molded packages) 
Overall dimensions (mm)		
Creepage/clearance distance (mm)	5.0 (min)	4.0 (min)
Isolation thickness (mm)	0.4 (min)	0.4 (min)

# Comparison of Package Dimensions

TOSHIBA	
TLP291-4 (Development product)	TLP281-4
<p>16 15 11 10 9 16.3±0.3 4.55+0.25-0.15 1 2 6 7 8</p>	<p>16 15 11 10 9 4.4±0.25 1 2 6 7 8</p>
<p>10.3±0.3 0.1 2.1±0.1 1.27±0.2 0.4 1.9</p>	<p>10.3±0.25 2.1MAX 0.4±0.1 1.27±0.2 1.9</p>
<p>7.0±0.4 4.55+0.25-0.15 0.15 0.5min</p>	<p>7.0±0.4 0.15 0.6±0.3</p>
<p>1.27 1.2 6.3</p>	<p>1.27 1.2 6.3</p>
Package Dimensions (Unit: mm)	
Example Land Pattern (Unit: mm)	

Taller than TLP281-4

2.3mm (MAX)

2.1mm (MAX)

<Product dimer  
Please confirm  
problems perta  
height and widt  
product will oc  
usage.

Same le  
and de  
increas

Sam

## ■ Comparison of Absolute Maximum Ratings

★ Increase in guaranteed operating temperature range: 100°C<sub>MAX</sub> ⇒ 110°C<sub>MAX</sub>..

### Absolute Maximum Ratings (Ta=25°C)

Characteristics	Symbol	Unit	TLP281-4	TL
Forward current	IF	mA	50	
Pulse forward current (Note 1)	IFP	A	1	
Reverse voltage	VR	V	5	
Collector-emitter voltage	VCEO	V	80	
Emitter-collector voltage	VECO	V	7	
Collector current	Ic	mA	50	
Output power dissipation	Pc	mW	100	
Output power dissipation derating (Ta ≥ 25°C)	ΔPc/°C	mW/°C	-1	
Operating temperature range	Topt	°C	-55 to 100	-55
Storage temperature range	Tstg	°C	-55 to 125	-55
Lead solder temperature	Tsol	°C	260(10s)	2
Total package power dissipation (per ch)	PT	mW	170	
Total package power dissipation (Ta ≥ 25°C)(per ch)	ΔPT/°C	mW/°C	-1.7	
Isolation voltage (Note 2)	BVs	Vrms	2500	

\* New product

Note 1: Pulse width ≤ 100 μs, frequency = 100Hz

Note 2: AC, 1 min, R.H.≤60%. LED pins and detector pins are shorted respectively

## ■ Comparison of Main Characteristics

### Electrical characteristics (Ta=25°C)

Characteristic	Symbol	Unit	TLP281-4			TLP291-4*		
			Min	Typ	Max	Min	Typ	Max
Forward current	VF	V	1	1.15	1.3	1.1	1.2	1.4
Reverse current	IR	μA	—	—	10	—	—	10
Collector dark current	ICEO	μA	—	0.01	0.1	—	0.01	0.1
Current transfer ratio (CTR)	IC/IF	%	50		600	50		400
Saturated CTR	IC/IF(sat)	%	—	60	—	—	60	—
Collector-emitter saturation voltage	VCE(sat)	V	—	0.2	—	—	—	0.4
Off-state collector current	Ic(off)	μA	—	—	10	—	—	10

\* New product

## Looking for pricing, stock, or lifecycle information?

Click below to explore more details on WIN SOURCE:

- [⊖ View TLP290-4\(GB-TP,F\) on WIN SOURCE](#)
- [⊖ Toshiba Semiconductor and Storage Information](#)

## Optimize Your Supply Chain with WIN SOURCE Solutions

- ✓ Global Sourcing Solution
- ✓ Obsolete Management
- ✓ Cost Control Management
- ✓ Shortage Management
- ✓ Alternative Solution
- ✓ Excess Inventory Management