



**THE DATASHEET OF  
VCH4AG100R8MATWA**




## AVX Ultra-low Capacitance Multilayer Varistors ESD Protection for any Circuit Sensitive to Capacitance

### GENERAL DESCRIPTION

AVX offers ultra-low capacitance ESD protection in the Sub 1pF range for use in circuits that are sensitive to capacitance. The Sub pF Varistor (SPV) is available in 0.8pF and 0.4pF capacitance values in a compact 0402 low profile package. SPV devices provide excellent response time to ESD strikes to protect sensitive circuits from over voltage conditions.

The development of new information processing technologies call for ever increasing digital system speeds. Higher speeds necessitate the use of ultra-low capacitance values in order to minimize signal distortion.



### FEATURES

- High Reliability
- Capacitance <1pF
- Bi-Directional protection
- Fastest response time to ESD strikes
- Multi-strike capability
- Low insertion loss
- Low profile 0402 case size

### APPLICATIONS

- Antennas
- Optics
- HDMI
- RF circuits
- FlexRay
- Portable devices
- Analog sensors
- Any circuit sensitive to capacitance

### HOW TO ORDER

VC	H4	AG	10	OR8	M	A	T	W	A
<b>Varistor Chip</b>	<b>Chip Size</b>	<b>Varistor Series</b>	<b>Working Voltage</b>	<b>Capacitance</b>	<b>Tolerance</b>	<b>N/A</b>	<b>Termination</b>	<b>Reel Size</b>	<b>Reel Quantity</b>
	H2 = 0201 H4 = Thin 0402	AntennaGuard	10 = 10V 15 = 15V 18 = 18V	OR8 = 0.8pF OR7 = 0.7pF OR4 = 0.47pF	M = ±20%		T = Ni/Sn	W = 7"	A = 10k

### ANTENNAGUARD CATALOG PART NUMBERS/ELECTRICAL VALUES

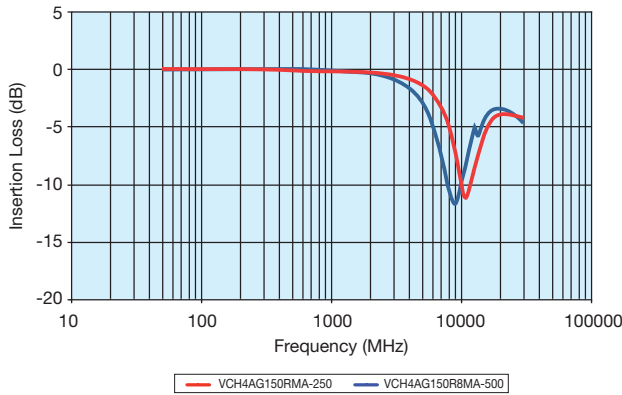
AVX Part Number	V <sub>w</sub> (DC)	V <sub>B</sub>	I <sub>L</sub>	Cap	Cap Tolerance	3db Freq (MHz)	Case Size
VCH4AG100R8MA	≤10	125	<10 nA	0.8	±20%	5800	LP 0402
VCH4AG150R8MA	≤15	125	<10 nA	0.8	±20%	5800	LP 0402
VCH4AG150R4MA	≤15	135	<100 nA	0.47	±20%	6700	LP 0402
VCH2AG180R7MA	≤18	135	<5μA	0.7	±20%	10800	0201

- V<sub>w</sub>(DC) DC Working Voltage (V)  
 V<sub>B</sub> Typical Breakdown Voltage (V @ 1mA<sub>DC</sub>)  
 I<sub>L</sub> Typical leakage current at the working voltage  
 Cap Typical capacitance (pF) @ frequency specified and 0.5V<sub>RMS</sub>  
 Freq Frequency at which capacitance is measured (M = 1MHz)

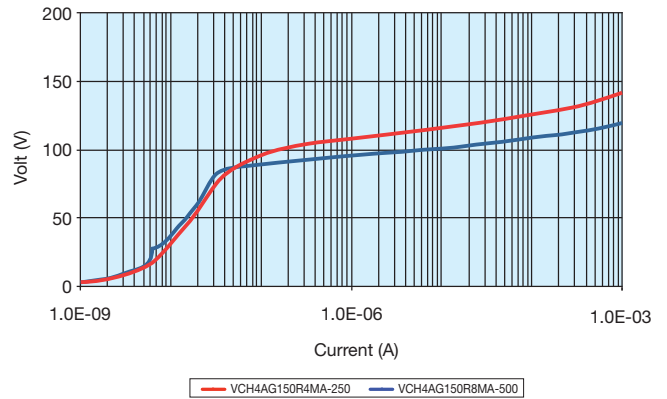


## AVX Ultra-low Capacitance Multilayer Varistors ESD Protection for any Circuit Sensitive to Capacitance

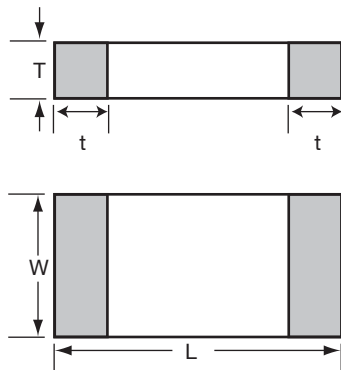
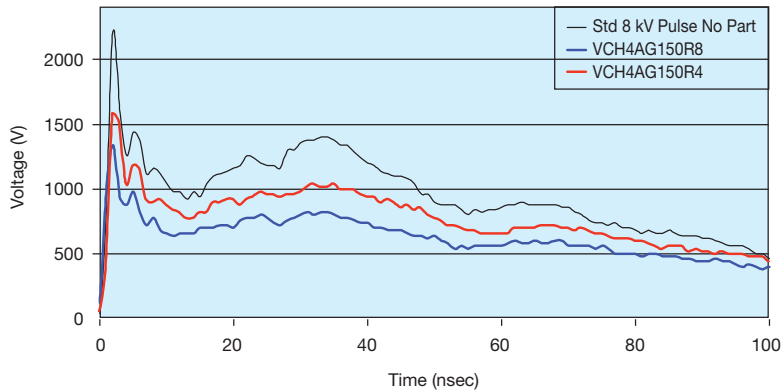
S21 Transmission Characteristics -SPV



V/I Curve - SPV



### ESD Wave Absorption Characteristics



mm (inches)

Size (EIA)	0402
Length (L)	1.00 ±0.10 (0.040 ± 0.004)
Width (W)	0.50 ±0.10 (0.020 ±0.004)
Max Thickness (T)	0.35 (0.014)
Terminal (t)	0.25±0.15 (0.010±0.006)

## Looking for pricing, stock, or lifecycle information?

Click below to explore more details on WIN SOURCE:

 [View VCH4AG100R8MATWA on WIN SOURCE](#)

 [AVX Corporation](#) Information

## Optimize Your Supply Chain with WIN SOURCE Solutions

-  Global Sourcing Solution
-  Obsolete Management
-  Cost Control Management
-  Shortage Management
-  Alternative Solution
-  Excess Inventory Management