



**THE DATASHEET OF
VLF10040T-330M2R1**



SMD Inductors(Coils) For Power Line(Wound, Magnetic Shielded)

Conformity to RoHS Directive

VLF Series VLF10040

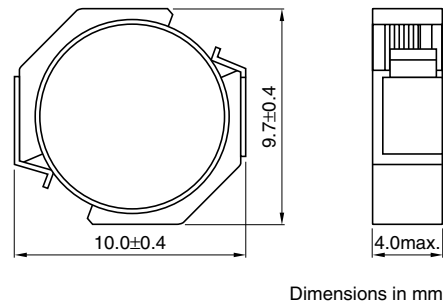
FEATURES

- Mount area: 9.7×10.0mm
Low profile: 4.0mm max. height
- Compare to SLF10145(TDK conventional product) type
Low loss and large current capability design
DC resistance: 0.92×SLF10145
Rated DC current: 1.3×SLF10145
- Generic use for portable DC to DC converter line
- High magnetic shield construction should actualize high resolution for EMC protection.
- Available for automatic mounting in tape and reel package.
- The products do not contain lead and support lead-free soldering.

APPLICATIONS

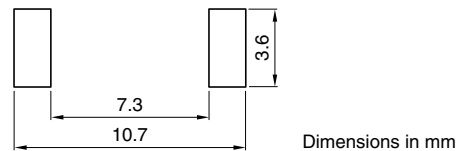
Note book computers, amusement equipment, DVD players, VRMs, plasma displays, etc.

SHAPES AND DIMENSIONS



Dimensions in mm

RECOMMENDED PC BOARD PATTERN



Dimensions in mm

ELECTRICAL CHARACTERISTICS

Part No.	Inductance (μH)	Inductance tolerance(%)	Test frequency (kHz)	DC resistance(mΩ)		Rated current(A)*	
				max.	typ.	Based on inductance change max.	Based on temperature rise typ.
VLF10040T-1R0N9R7	1.0	±30	100	5.2	4.3	11.9	9.7
VLF10040T-1R5N8R9	1.5	±30	100	6.2	5.1	9.9	8.9
VLF10040T-2R2N7R1	2.2	±30	100	9.5	7.9	8.2	7.1
VLF10040T-3R3N6R2	3.3	±30	100	12.6	10.5	6.7	6.2
VLF10040T-4R7N5R4	4.7	±30	100	15.3	12.7	5.4	5.6
VLF10040T-6R8N4R5	6.8	±30	100	23.8	19.8	4.6	4.5
VLF10040T-100M3R8	10	±20	100	33	28	3.8	3.8
VLF10040T-150M3R1	15	±20	100	42	36	3.1	3.3
VLF10040T-220M2R5	22	±20	100	58	50	2.5	2.8
VLF10040T-330M2R1	33	±20	100	93	80	2.1	2.2
VLF10040T-470M1R7	47	±20	100	124	108	1.7	1.9
VLF10040T-680M1R4	68	±20	100	178	155	1.4	1.6
VLF10040T-101M1R2	100	±20	100	248	216	1.2	1.3
VLF10040T-151MR99	150	±20	100	394	343	0.99	1.1
VLF10040T-221MR81	220	±20	100	537	467	0.81	0.9
VLF10040AT-331MR67	330	±20	100	870	757	0.67	0.7

* Rated current: Value obtained when current flows and the temperature has risen to 40°C or when DC current flows and the nominal value of inductance has fallen by 30%, whichever is smaller.



- Operating temperature range: -40 to +105°C (Including self-temperature rise)

• Conformity to RoHS Directive: This means that, in conformity with EU Directive 2002/95/EC, lead, cadmium, mercury, hexavalent chromium, and specific bromine-based flame retardants, PBB and PBDE, have not been used, except for exempted applications.

• All specifications are subject to change without notice.

Looking for pricing, stock, or lifecycle information?

Click below to explore more details on WIN SOURCE:

-  [View VLF10040T-330M2R1 on WIN SOURCE](#)
-  [TDK Corporation Information](#)

Optimize Your Supply Chain with WIN SOURCE Solutions

-  Global Sourcing Solution
-  Obsolete Management
-  Cost Control Management
-  Shortage Management
-  Alternative Solution
-  Excess Inventory Management