



# THE DATASHEET OF ZTX1048A



# ZTX1048A

## NPN SILICON PLANAR ME HIGH GAIN TRANSISTOR

ISSUE 3 – FEBRUARY 1995

### FEATURES

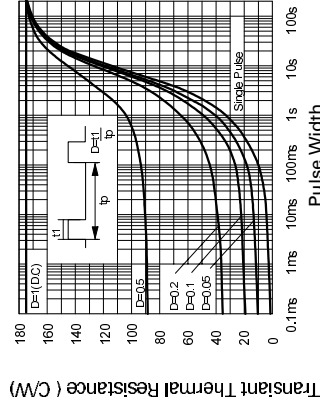
- \*  $V_{CEV}=50V$
- \* Very Low Saturation Voltages
- \* High Gain
- \* 20 Amps pulse current

### APPLICATIONS

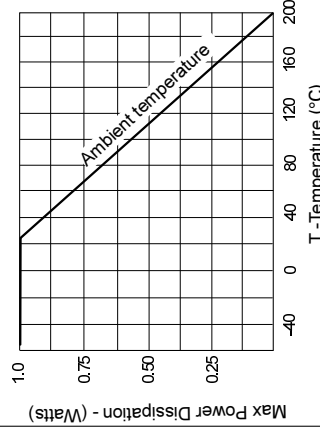
- \* LCD Backlight Convertors
- \* Emergency Lighting
- \* DC-DC Convertors

### ABSOLUTE MAXIMUM RATINGS

PARAMETER
Collector-Base Voltage
Collector-Emitter Voltage
Emitter-Base Voltage
Peak Pulse Current
Continuous Collector Current
Base Current
Power Dissipation at $T_{amb}=25^{\circ}C$
Operating and Storage Temperature Range



**Transient Thermal Resistance**



**Derating curve**

### SPICE PARAMETERS

\*ZETEX ZTX1048A Spice model Last revision 20/01/95

```
*.MODEL ZTX1048A NPN IS=13.73E-13 NF=1.0 BF=550 IKF=8.0 VAF=120
+   |SE=2.6E-13 NE=1.38 NR=1.0 BR=300 IKR=6 VAR=15
+   |SC=1.6E-12 NC=1.4 RB=0.1 RE=0.022 RC=0.010
+   |CJC=136E-12 CJE=559.1E-12 MJC=0.267 MJE=0.299
+   |VJC=0.420 VJE=0.533 TF=600E-12 TR=3E-9
*
```

### © 1995 ZETEX PLC

The copyright in this model and the design embodied belong to Zetex PLC ("Zetex"). It is supplied free of charge by Zetex for the purpose of research and design and may be used or copied intact (including this notice) for that purpose only. All other rights are reserved. The model is believed accurate but no condition or warranty as to its merchantability or fitness for purpose is given and no liability in respect of any use is accepted by Zetex PLC, its distributors or agents.



Zetex plc.  
Fields New Road, Chadderton, Oldham, OL9-8NP, United Kingdom.  
Telephone: (44)161-627 5105 (Sales), (44)161-627 4963 (General Enquiries)  
Facsimile: (44)161-627 5467

Zetex GmbH  
Sreifeldstraße 19  
D-81673 München  
Telefon: (49) 89 45 49 49 0  
Fax: (49) 89 45 49 49 49

Zetex Inc.  
3510 Metroplaza, Tower 2  
Hing Fong Road, Kwai Fong  
Telephone: (852) 26100 611  
Fax: (852) 24250 494

These are supported by  
agents and distributors in  
major countries world-wide  
© Zetex plc 1995

This publication is issued to provide outline information only which (unless agreed by the Company in writing) may not be used, applied or reproduced for any purpose or form part of any order or contract or be regarded as a representation relating to the products or services concerned. The Company reserves the right to alter without notice the specification, design, price or conditions of supply of any product or service.

# ZTX1048A

## NPN SILICON PLANAR MEDIUM GAIN TRANSISTOR HIGH GAIN TRANSISTOR ISSUE 2 - JANUARY 1995

### ELECTRICAL CHARACTERISTICS (at $T_{amb} = 25^{\circ}\text{C}$ unless otherwise stated).

PARAMETER	SYMBOL	ZTX1048A			UNIT	CONDITIONS.
		MIN.	TYP.	MAX.		
Collector-Base Breakdown Voltage	$V_{(BR)CBO}$	50	85		V	$I_C=100\mu\text{A}$
Collector-Emitter Breakdown Voltage	$V_{CES}$	50	85		V	$I_C=100\mu\text{A}$
Collector-Emitter Breakdown Voltage	$V_{CEO}$	17.5	24		V	$I_C=10\text{mA}$
Collector-Emitter Breakdown Voltage	$V_{CEV}$	50	85		V	$I_C=100\mu\text{A}, V_{EB}=1\text{V}$
Emitter-Base Breakdown Voltage	$V_{(BR)EBO}$	5	8.7		V	$I_E=100\mu\text{A}$
Collector Cut-Off Current	$I_{CBO}$		0.3	10	nA	$V_{CB}=35\text{V}$
Emitter Cut-Off Current	$I_{EBO}$		0.3	10	nA	$V_{EB}=4\text{V}$
Collector Emitter Cut-Off Current	$I_{CES}$		0.3	10	nA	$V_{CES}=35\text{V}$
Collector-Emitter Saturation Voltage	$V_{CE(sat)}$		27	45	mV	$I_C=0.5\text{A}, I_B=10\text{mA}^*$
			55	75	mV	$I_C=1\text{A}, I_B=10\text{mA}^*$
			110	150	mV	$I_C=2\text{A}, I_B=10\text{mA}^*$
			210	245	mV	$I_C=4\text{A}, I_B=20\text{mA}^*$
Base-Emitter Saturation Voltage	$V_{BE(sat)}$		860	950	mV	$I_C=4\text{A}, I_B=20\text{mA}^*$
Base-Emitter Turn-On Voltage	$V_{BE(on)}$		860	950	mV	$I_C=4\text{A}, V_{CE}=2\text{V}^*$
Static Forward Current Transfer Ratio	$h_{FE}$		440			$I_C=10\text{mA}, V_{CE}=2\text{V}^*$
			300	450		$I_C=0.5\text{A}, V_{CE}=2\text{V}^*$
			300	450	1200	$I_C=1\text{A}, V_{CE}=2\text{V}^*$
			220	330		$I_C=4\text{A}, V_{CE}=2\text{V}^*$
			50	80		$I_C=20\text{A}, V_{CE}=2\text{V}^*$
Transition Frequency	$f_T$		150		MHz	$I_C=50\text{mA}, V_{CE}=10\text{V}$ $f=50\text{MHz}$
Output Capacitance	$C_{obo}$		60	80	pF	$V_{CB}=10\text{V}, f=1\text{MHz}$
Switching Times	$t_{on}$		130		ns	$I_C=4\text{A}, I_B=40\text{mA}, V_{CC}=10\text{V}$
	$t_{off}$		180		ns	$I_C=4\text{A}, I_B=40\text{mA}, V_{CC}=10\text{V}$

Full characterised data now available

### ABSOLUTE MAXIMUM RATINGS

PARAMETER
Collector-Base Voltage
Collector-Emitter Voltage
Emitter-Base Voltage
Peak Pulse Current
Continuous Collector Current
Base Current
Power Dissipation at $T_{amb}=25^{\circ}\text{C}$
Operating and Storage Temperature Range

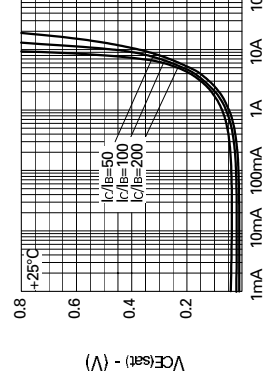
# ZTX1048A

## ELECTRICAL CHARACTERISTICS (at $T_{amb} = 25^{\circ}\text{C}$ unless otherwise stated).

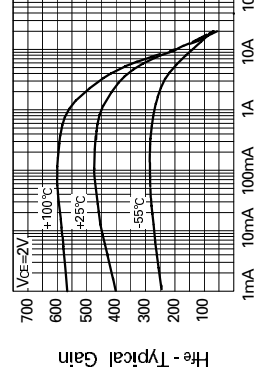
PARAMETER	SYMBOL	MIN.	TYP.	MAX.	UNIT	CONDITIONS.
Collector-Base Breakdown Voltage	$V_{(BR)CBO}$	50	85		V	$I_C = 100\mu\text{A}$
Collector-Emitter Breakdown Voltage	$V_{CES}$	50	85		V	$I_C = 100\mu\text{A}$
Collector-Emitter Breakdown Voltage	$V_{CEO}$	17.5	24		V	$I_C = 10\text{mA}$
Collector-Emitter Breakdown Voltage	$V_{CEV}$	50	85		V	$I_C = 100\mu\text{A}$ , $V_{EB} = 1\text{V}$
Emitter-Base Breakdown Voltage	$V_{(BR)EBO}$	5	8.7		V	$I_E = 100\mu\text{A}$
Collector Cut-Off Current	$I_{CBO}$		0.3	10	nA	$V_{CB} = 35\text{V}$
Emitter Cut-Off Current	$I_{EBO}$		0.3	10	nA	$V_{EB} = 4\text{V}$
Collector Emitter Cut-Off Current	$I_{CES}$		0.3	10	nA	$V_{CES} = 35\text{V}$
Collector-Emitter Saturation Voltage	$V_{CE(sat)}$		27	45	mV	$I_C = 0.5\text{A}$ , $I_B = 10\text{mA}^*$
			55	75	mV	$I_C = 1\text{A}$ , $I_B = 10\text{mA}^*$
			110	150	mV	$I_C = 2\text{A}$ , $I_B = 10\text{mA}^*$
			210	245	mV	$I_C = 4\text{A}$ , $I_B = 20\text{mA}^*$
Base-Emitter Saturation Voltage	$V_{BE(sat)}$		860	950	mV	$I_C = 4\text{A}$ , $I_B = 20\text{mA}^*$
Base-Emitter Turn-On Voltage	$V_{BE(on)}$		860	950	mV	$I_C = 4\text{A}$ , $V_{CE} = 2\text{V}^*$
Static Forward Current Transfer Ratio	$h_{FE}$	280 300 300 220 50	440 450 450 330 80	1200		$I_C = 10\text{mA}$ , $V_{CE} = 2\text{V}^*$ $I_C = 0.5\text{A}$ , $V_{CE} = 2\text{V}^*$ $I_C = 1\text{A}$ , $V_{CE} = 2\text{V}^*$ $I_C = 4\text{A}$ , $V_{CE} = 2\text{V}^*$ $I_C = 20\text{A}$ , $V_{CE} = 2\text{V}^*$
Transition Frequency	$f_T$		150		MHz	$I_C = 50\text{mA}$ , $V_{CE} = 10\text{V}$ $f = 50\text{MHz}$
Output Capacitance	$C_{obo}$		60	80	pF	$V_{CB} = 10\text{V}$ , $f = 1\text{MHz}$
Switching Times	$t_{on}$		120		ns	$I_C = 4\text{A}$ , $I_B = 40\text{mA}$ , $V_{CC} = 10\text{V}$
	$t_{off}$		250		ns	$I_C = 4\text{A}$ , $I_B = \pm 40\text{mA}$ , $V_{CC} = 10\text{V}$

\*Measured under pulsed conditions. Pulse width=300 $\mu\text{s}$ . Duty cycle  $\leq 2\%$

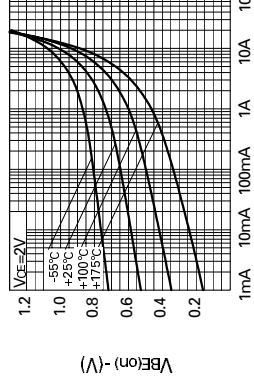
## TYPICAL



$I_C$ -Collector Current  
 $V_{CE(sat)}$  v  $I_C$



$I_C$ -Collector Current  
 $h_{FE}$  v  $I_C$



$I_C$ -Collector Current  
 $V_{BE(on)}$  v  $I_C$

# ZTX1048A

## NPN SILICON PLANAR ME HIGH GAIN TRANSISTOR

ISSUE 3 – FEBRUARY 1995

### FEATURES

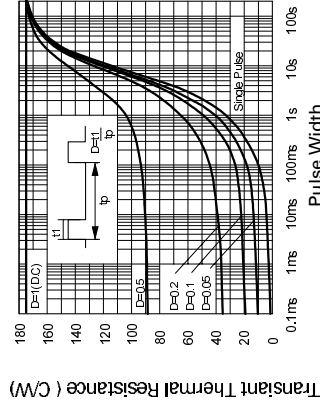
- \*  $V_{CEV}=50V$
- \* Very Low Saturation Voltages
- \* High Gain
- \* 20 Amps pulse current

### APPLICATIONS

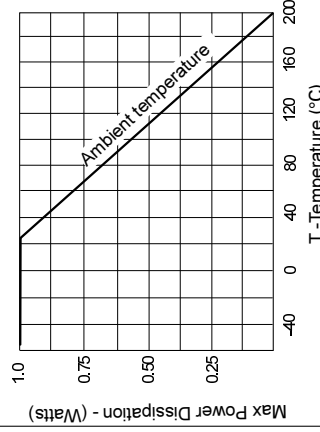
- \* LCD Backlight Convertors
- \* Emergency Lighting
- \* DC-DC Convertors

### ABSOLUTE MAXIMUM RATINGS

PARAMETER
Collector-Base Voltage
Collector-Emitter Voltage
Emitter-Base Voltage
Peak Pulse Current
Continuous Collector Current
Base Current
Power Dissipation at $T_{amb}=25^{\circ}C$
Operating and Storage Temperature Range



**Transient Thermal Resistance**



**Derating curve**

### SPICE PARAMETERS

\* ZETEX ZTX1048A Spice model Last revision 20/01/95

```
*.MODEL ZTX1048A NPN IS=13.73E-13 NF=1.0 BF=550 IKF=8.0 VAF=120
+   |SE=2.6E-13 NE=1.38 NR=1.0 BR=300 IKR=6 VAR=15
+   |SC=1.6E-12 NC=1.4 RB=0.1 RE=0.022 RC=0.010
+   |CJC=136E-12 CJE=559.1E-12 MJC=0.267 MJE=0.299
+   |VJC=0.420 VJE=0.533 TF=600E-12 TR=3E-9
*
```

### © 1995 ZETEX PLC

The copyright in this model and the design embodied belong to Zetex PLC ("Zetex"). It is supplied free of charge by Zetex for the purpose of research and design and may be used or copied intact (including this notice) for that purpose only. All other rights are reserved. The model is believed accurate but no condition or warranty as to its merchantability or fitness for purpose is given and no liability in respect of any use is accepted by Zetex PLC, its distributors or agents.



Zetex plc.  
Fields New Road, Chadderton, Oldham, OL9-8NP, United Kingdom.  
Telephone: (44)161-627 5105 (Sales), (44)161-627 4963 (General Enquiries)  
Facsimile: (44)161-627 5467

Zetex GmbH  
Sreifeldstraße 19  
D-81673 München  
Telefon: (49) 89 45 49 49 0  
Fax: (49) 89 45 49 49 49



Zetex Inc.  
3510 Metroplaza, Tower 2  
Hing Fong Road, Kwai Fong  
Telephone: (852) 26100 611  
Fax: (852) 24250 494

These are supported by  
agents and distributors in  
major countries world-wide  
© Zetex plc 1995

This publication is issued to provide outline information only which (unless agreed by the Company in writing) may not be used, applied or reproduced for any purpose or form part of any order or contract or be regarded as a representation relating to the products or services concerned. The Company reserves the right to alter without notice the specification, design, price or conditions of supply of any product or service.

## Looking for pricing, stock, or lifecycle information?

Click below to explore more details on WIN SOURCE:

-  [View ZTX1048A on WIN SOURCE](#)
-  [Diodes Incorporated Information](#)

## Optimize Your Supply Chain with WIN SOURCE Solutions

-  Global Sourcing Solution
-  Obsolete Management
-  Cost Control Management
-  Shortage Management
-  Alternative Solution
-  Excess Inventory Management